

US00D567663S

(12) **United States Design Patent**
Kinmont et al.

(10) **Patent No.:** **US D567,663 S**

(45) **Date of Patent:** **** Apr. 29, 2008**

(54) **BOTTLE**

(75) Inventors: **Malcolm Kinmont**, Atlanta, GA (US);
Yves Behar, Oakland, CA (US)

(73) Assignee: **The Coca-Cola Company**, Atlanta, GA
(US)

(**) Term: **14 Years**

(21) Appl. No.: **29/248,666**

(22) Filed: **Aug. 28, 2006**

(51) **LOC (8) Cl.** **09-01**

(52) **U.S. Cl.** **D9/550; D9/551; D9/552**

(58) **Field of Classification Search** D9/643,
D9/652, 667, 682, 687-688, 723-728, 500,
D9/503-505, 516, 529, 537-540, 546, 549,
D9/551-552, 558, 564-565; 215/382-384,
215/396, 398

See application file for complete search history.

(56) **References Cited**

U.S. PATENT DOCUMENTS

D63,657 S	12/1923	Root	
D70,613 S *	7/1926	Jones D9/538
5,198,248 A *	3/1993	Krishnakumar et al.	. 215/373 S X
D351,348 S *	10/1994	Marriage D9/551
5,403,416 A *	4/1995	Bright et al. D9/538 X
D379,306 S *	5/1997	Peykoff D9/538 X
D383,677 S *	9/1997	Darr D9/538 X
5,735,421 A	4/1998	Deemer et al.	
D409,919 S *	5/1999	Young D9/538 X
D431,780 S *	10/2000	DeSwarte et al. D9/538
D432,430 S *	10/2000	Steward et al. D9/564 X

6,149,024 A	11/2000	Deemer et al.	
D435,219 S *	12/2000	Williams et al. D9/538
D441,658 S *	5/2001	Lichtman et al. D9/538
D466,023 S *	11/2002	Eickmeier D9/552
D470,772 S *	2/2003	Egger D9/537
D476,573 S *	7/2003	Dieter D9/529
D492,902 S *	7/2004	Lane D9/539
D527,638 S *	9/2006	Stolle D9/529 X
D548,528 S *	8/2007	Cha et al. D7/509 X
D549,108 S *	8/2007	Lepoitevin D9/538 X

* cited by examiner

Primary Examiner—Carol Rademaker

(74) *Attorney, Agent, or Firm*—Sutherland Asbill & Brennan LLP

(57) **CLAIM**

The ornamental design for a bottle, as shown and described.

DESCRIPTION

FIG. 1 is a top, front and right side perspective view of our new bottle;

FIG. 2 is a top plan view thereof;

FIG. 3 is a bottom plan view thereof;

FIG. 4 is a front elevational view thereof;

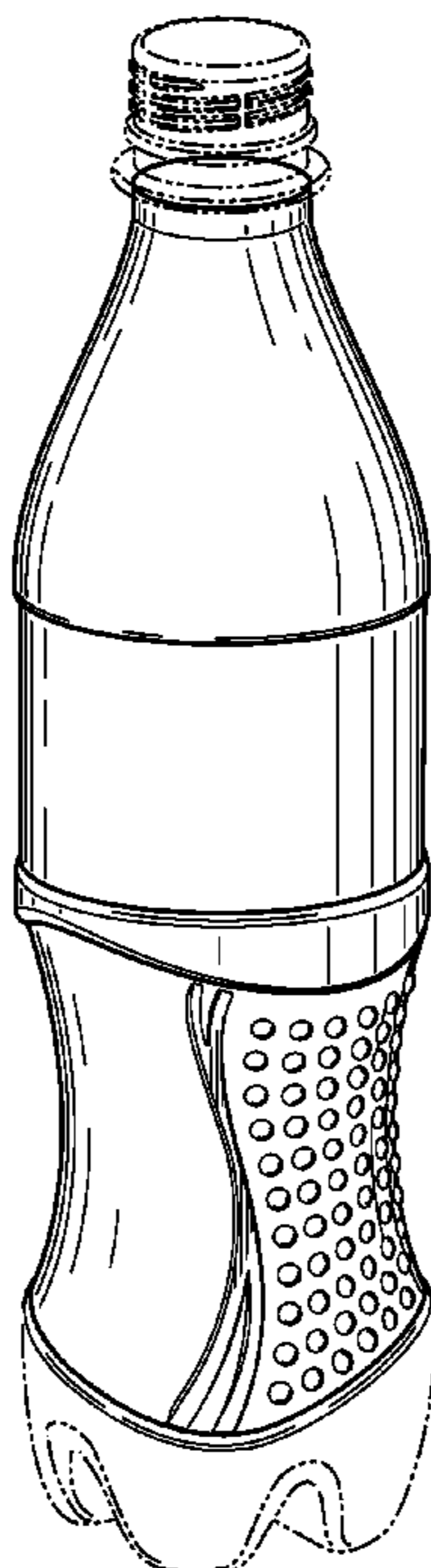
FIG. 5 is a rear elevational view thereof;

FIG. 6 is a right side elevational view thereof; and,

FIG. 7 is a left side elevational view thereof.

The broken lines shown in the drawings are for environmental purposes only and form no part of the claimed design.

1 Claim, 3 Drawing Sheets



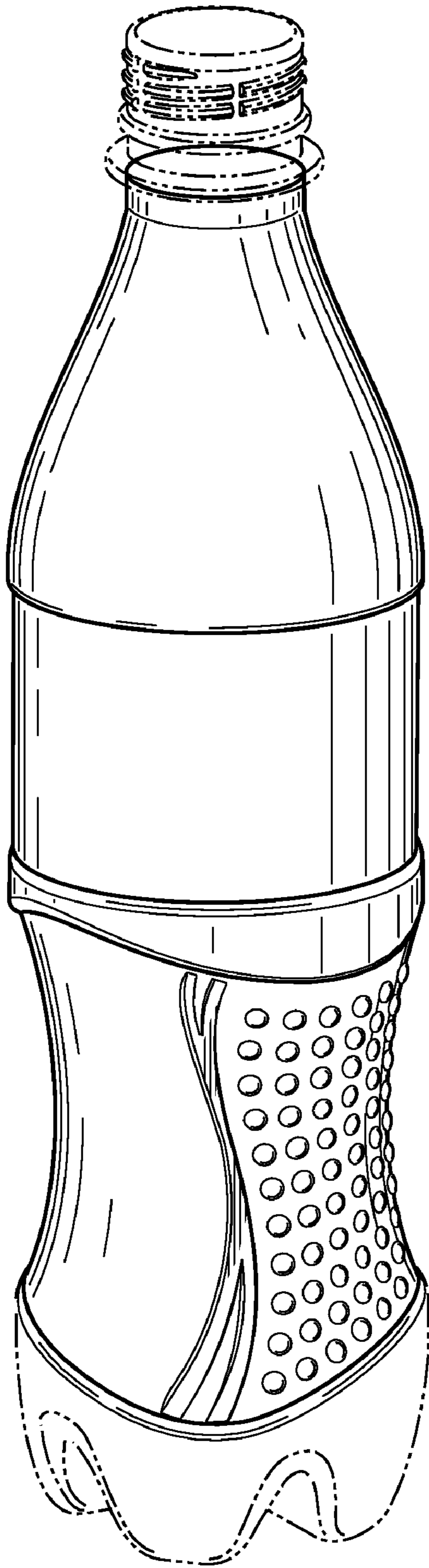


Fig. 1

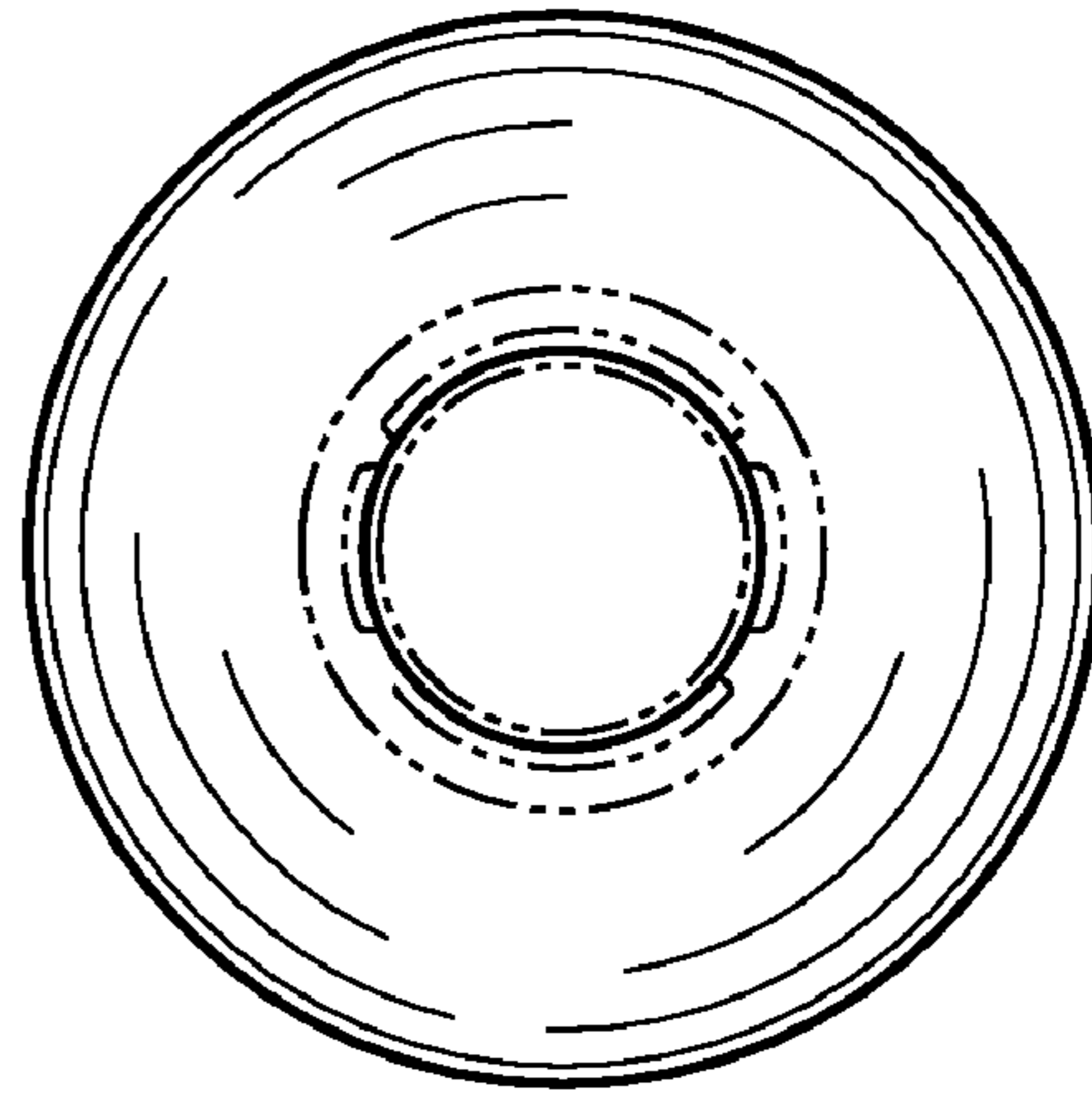


Fig. 2

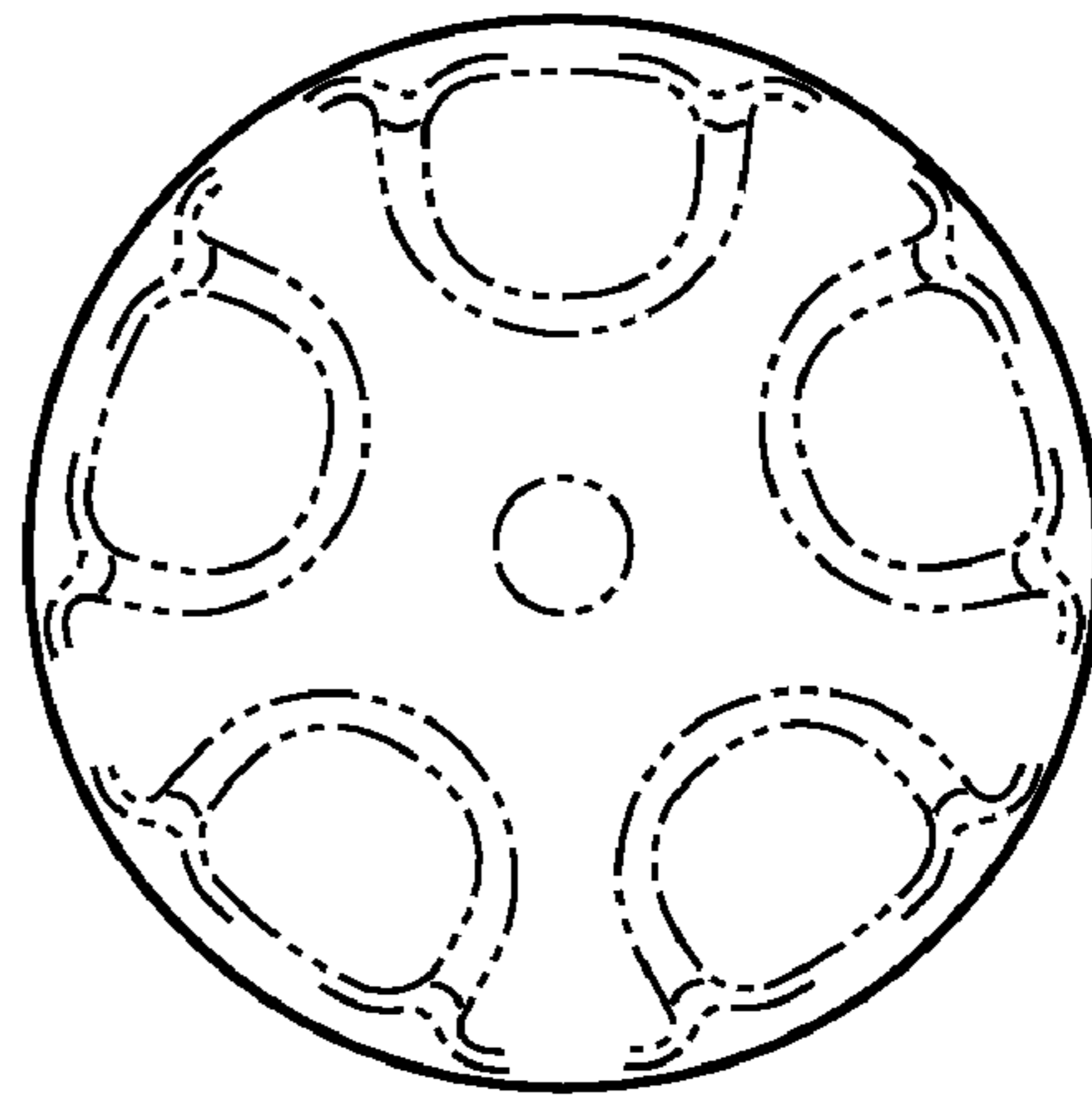


Fig. 3




Fig. 4



Fig. 5




Fig. 6

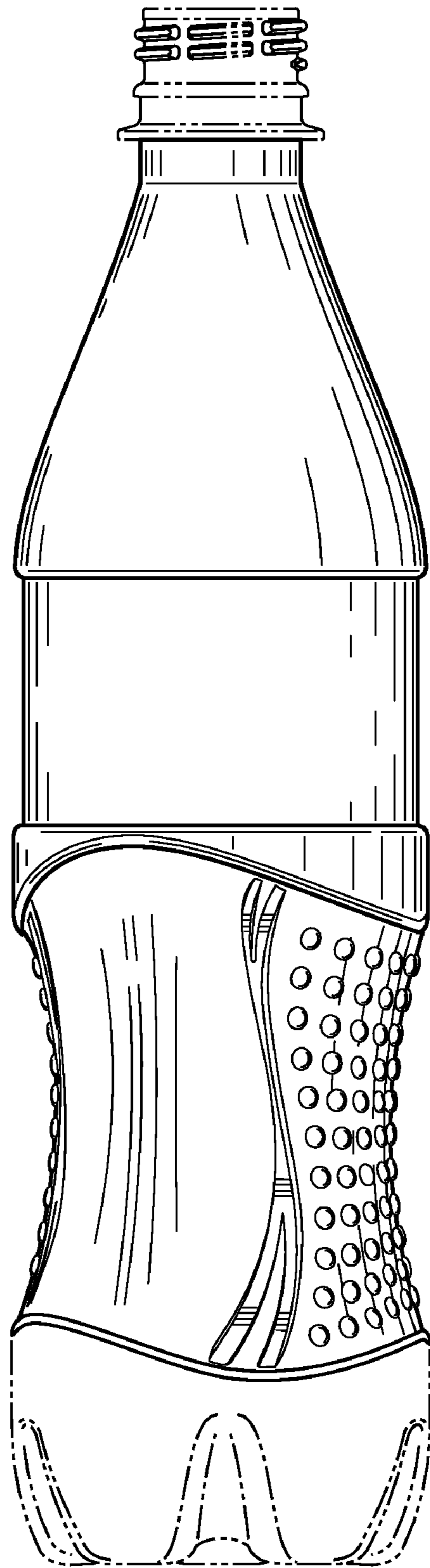


Fig. 7