



US00D567660S

(12) **United States Design Patent**  
**Gautier**

(10) **Patent No.:** **US D567,660 S**

(45) **Date of Patent:** **\*\* Apr. 29, 2008**

(54) **FLASK FOR PERFUMERY PRODUCT**

(75) Inventor: **François Gautier**, Paris (FR)

(73) Assignee: **Parfums Christian Dior**, Paris (FR)

(\*\*) Term: **14 Years**

(21) Appl. No.: **29/276,037**

(22) Filed: **Jan. 12, 2007**

(30) **Foreign Application Priority Data**

Jul. 28, 2006 (EM) ..... 000567581-0002

(51) **LOC (8) Cl.** ..... **09-01**

(52) **U.S. Cl.** ..... **D9/521; D9/538; D9/545;**  
**D9/546; D9/439**

(58) **Field of Classification Search** ..... D9/645-646,  
D9/516, 519, 521, 537-540, 545-546, 549,  
D9/556, 558, 439, 900; 215/11.1, 381-385,  
215/396, 398

See application file for complete search history.

(56) **References Cited**

**U.S. PATENT DOCUMENTS**

D19,892 S *	6/1890	Backus	.....	D9/546
540,064 A *	5/1895	King	.....	215/11.1
D42,287 S *	3/1912	Ingram	.....	D9/521
D63,796 S *	1/1924	Mulholland	.....	D9/521 X
D66,095 S *	11/1924	Sanford	.....	D9/900
D91,609 S *	2/1934	De Botelho	.....	D9/521 X
D141,655 S *	6/1945	Rubel	.....	D9/546
D141,658 S *	6/1945	Rubel	.....	D9/546
D187,244 S *	2/1960	Morris	.....	D9/556
D290,089 S *	6/1987	Heriard-Dubreuil	.....	D9/545 X
D298,107 S *	10/1988	Amic	.....	D9/521
D337,267 S *	7/1993	Paglina	.....	D9/900 X

D340,993 S *	11/1993	Bellotti	.....	D9/521 X
D377,903 S *	2/1997	du Grenier et al.	.....	D9/546
D378,897 S *	4/1997	du Grenier et al.	.....	D9/546
D394,803 S *	6/1998	Desgrippes	.....	D9/519 X
D545,200 S *	6/2007	Dosa	.....	D9/519

**FOREIGN PATENT DOCUMENTS**

EM 000567581-0001 \* 7/2006

\* cited by examiner

*Primary Examiner*—Carol Rademaker

(74) *Attorney, Agent, or Firm*—Stites & Harbison PLLC;  
Douglas E. Jackson

(57) **CLAIM**

The ornamental design for a flask for perfumery product, as shown and described.

**DESCRIPTION**

FIG. 1 is front view of a flask for perfumery product according to the present invention.

FIG. 2 is a right side view of the flask for perfumery product depicted in FIG. 1.

FIG. 3 is a left side view of the flask for perfumery product depicted in FIG. 1.

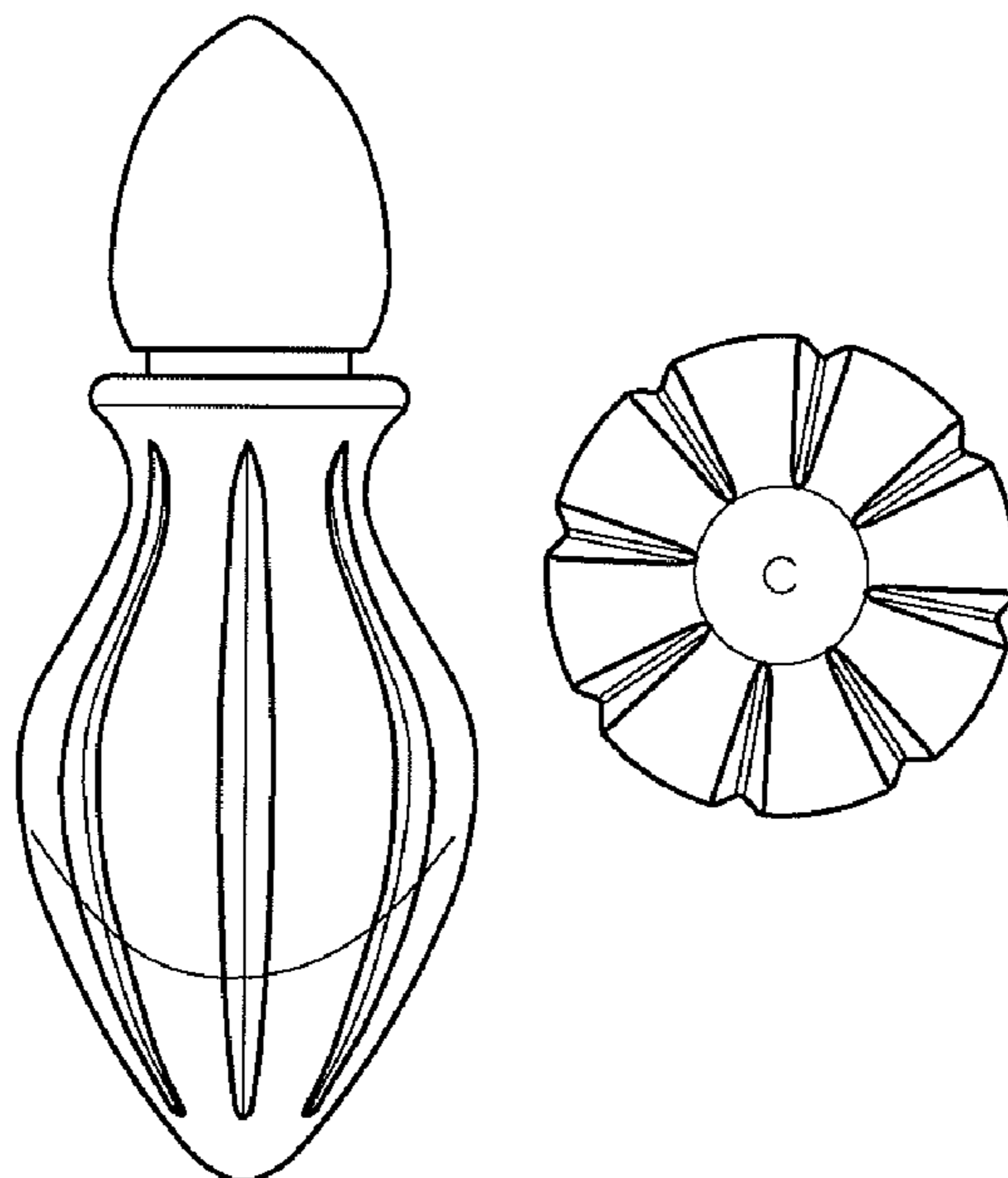
FIG. 4 is rear view of the flask for perfumery product depicted in FIG. 1.

FIG. 5 is a top view of the flask for perfumery product depicted in FIG. 1.

FIG. 6 is a bottom view of the flask for perfumery product depicted in FIG. 1; and,

FIG. 7 is a perspective front, top and right side view of the flask for perfumery product depicted in FIG. 1.

**1 Claim, 1 Drawing Sheet**



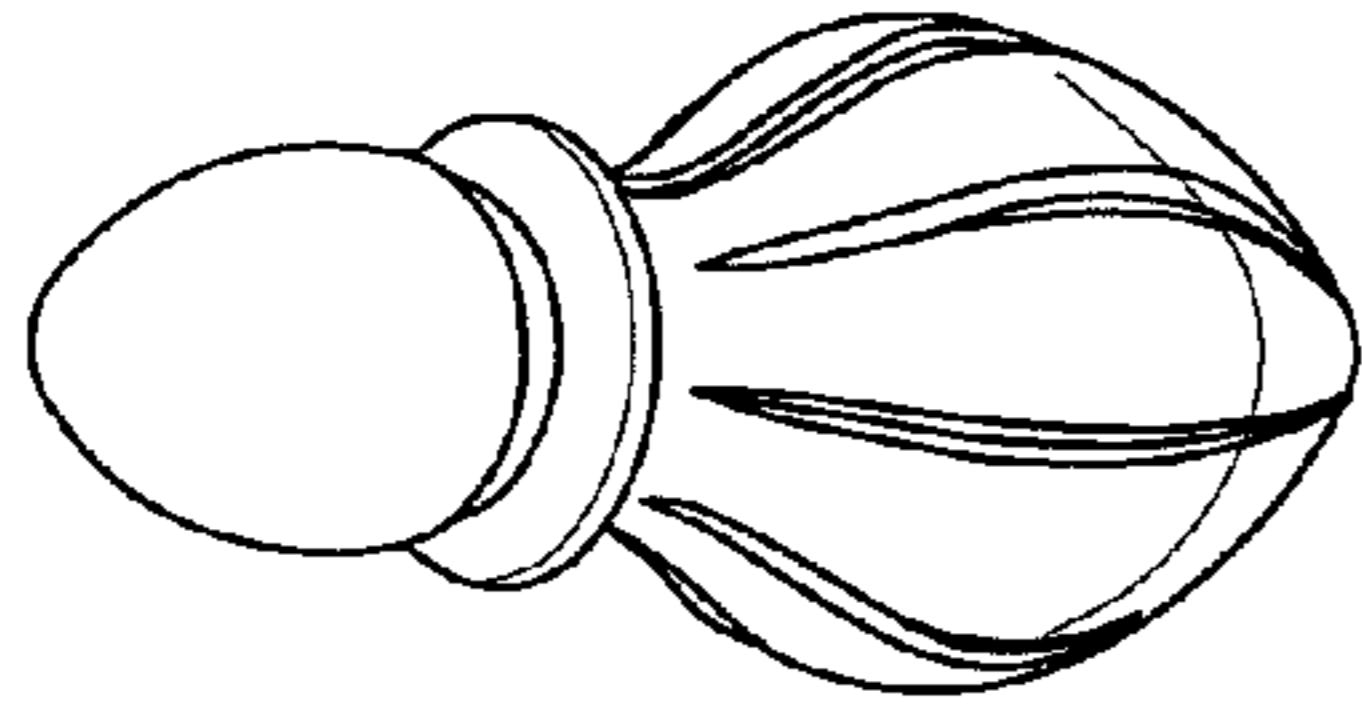


FIG. 7

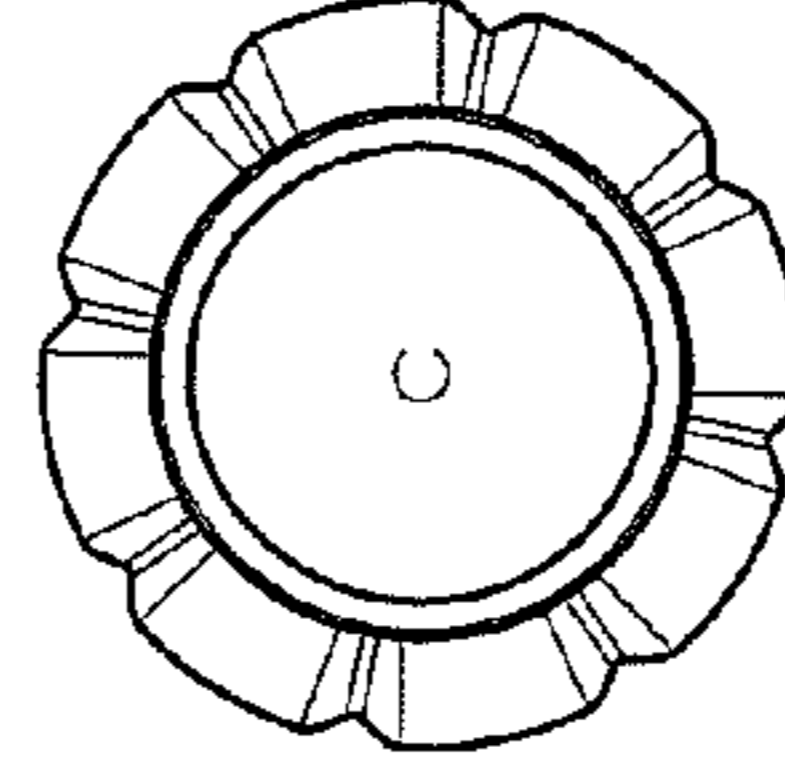


FIG. 5

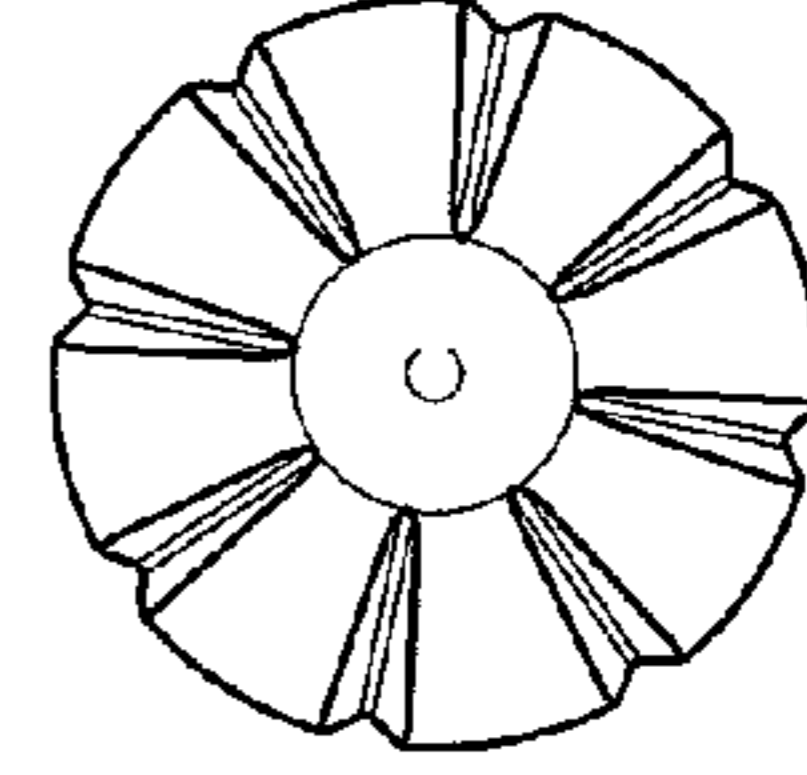


FIG. 6

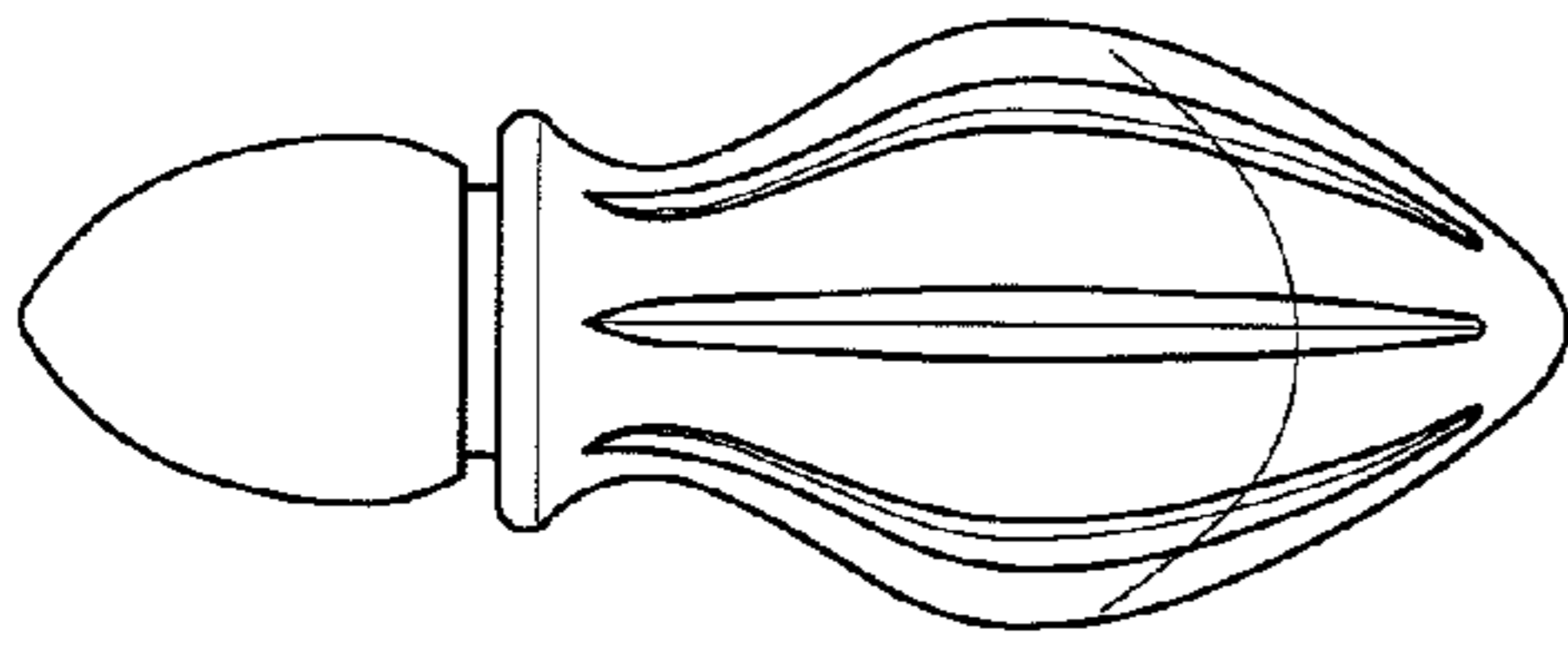


FIG. 3

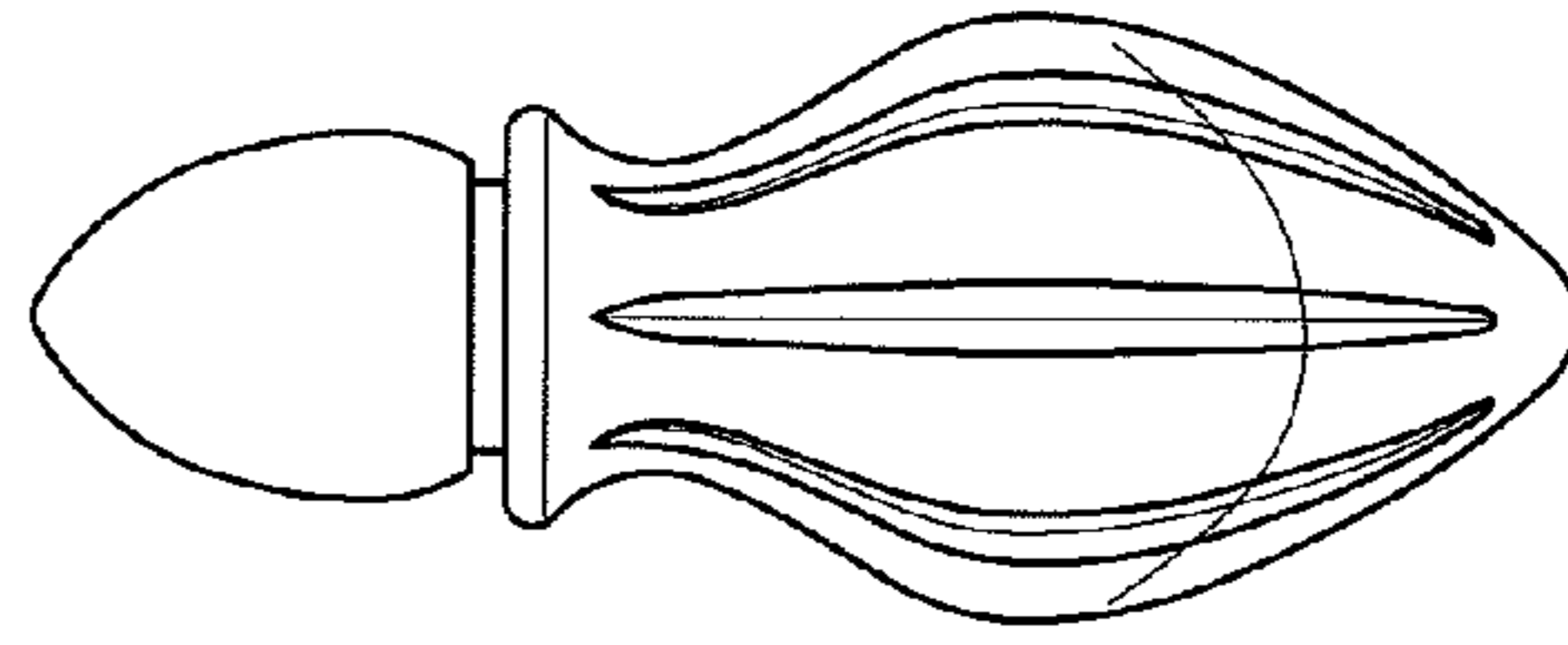


FIG. 4

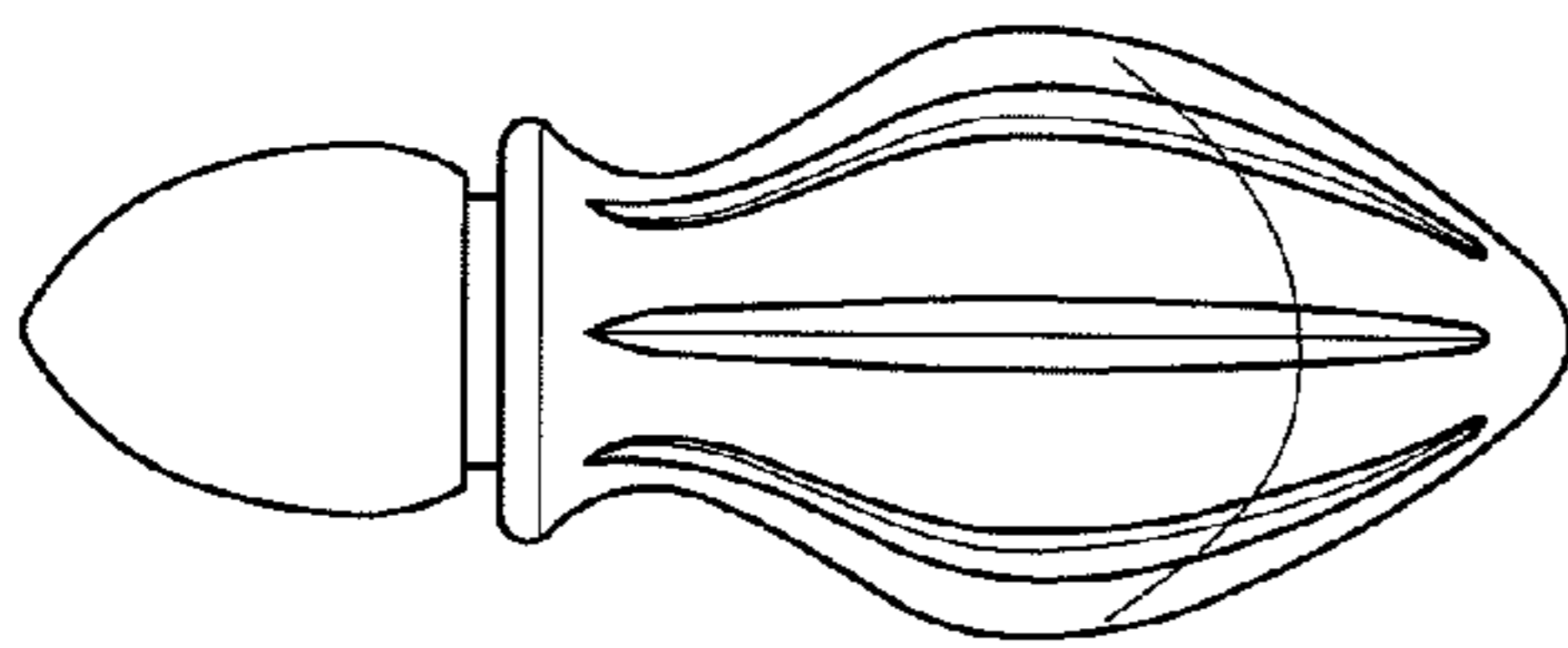


FIG. 1

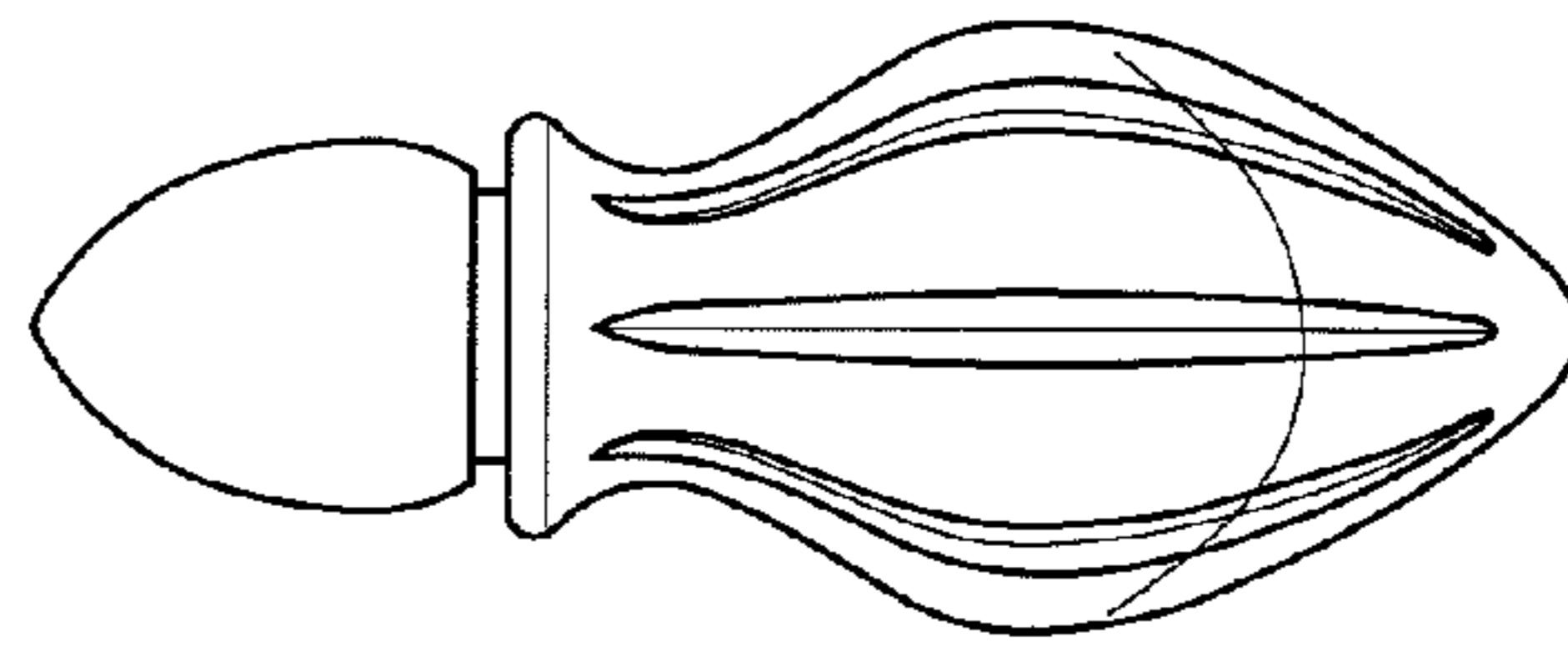


FIG. 2