



US00D567659S

(12) **United States Design Patent**  
**Gran et al.**

(10) **Patent No.: US D567,659 S**  
(45) **Date of Patent: \*\* Apr. 29, 2008**

(54) **BEVERAGE CONTAINER CLOSURE AND DISPENSING DEVICE**

(75) Inventors: **David Joseph Gran**, Central Point, OR (US); **Carl Brian Stuffle**, Eagle Point, OR (US)

(73) Assignee: **Snap Capp, LLC**, Central Point, OR (US)

(\*\*) Term: **14 Years**

(21) Appl. No.: **29/291,047**

(22) Filed: **Aug. 10, 2007**

(51) **LOC (8) Cl.** ..... **09-01**

(52) **U.S. Cl.** ..... **D9/516; D9/454**

(58) **Field of Classification Search** ..... D9/434,  
D9/435, 440, 445, 447, 454, 504, 516, 529,  
D9/549, 556, 557, 558, 569, 570, 574, 575,  
D9/705, 708; D7/387, 397; 215/40, 41,  
215/373, 375, 381-385; 222/23, 88, 92,  
222/95

See application file for complete search history.

(56) **References Cited**

U.S. PATENT DOCUMENTS

2,604,231 A \* 7/1952 Probststein ..... 222/92  
3,405,831 A \* 10/1968 Hudson ..... 215/330  
D262,192 S \* 12/1981 Wedge ..... D9/435  
D268,906 S \* 5/1983 Sledge ..... D9/549

D278,683 S \* 5/1985 Biesecker ..... D9/556  
4,883,192 A 11/1989 Krugman  
D310,958 S \* 10/1990 Biesecker ..... D9/744  
D329,379 S \* 9/1992 Jorgensen et al. .... D9/434  
D489,621 S \* 5/2004 Grisdale et al. .... D9/516  
D551,550 S \* 9/2007 Noonan ..... D9/454  
D554,506 S \* 11/2007 Leck et al. .... D9/516  
2007/0205175 A1 \* 9/2007 Darr et al. .... 215/40

\* cited by examiner

*Primary Examiner*—Stella M. Reid

*Assistant Examiner*—Elizabeth J Oswecki

(74) *Attorney, Agent, or Firm*—Gerald D. Haynes

(57) **CLAIM**

The ornamental design for a “beverage container closure and dispensing device”, as shown and described.

**DESCRIPTION**

FIG. 1 is an exploded perspective view of a beverage container closure and dispensing device showing our new design:

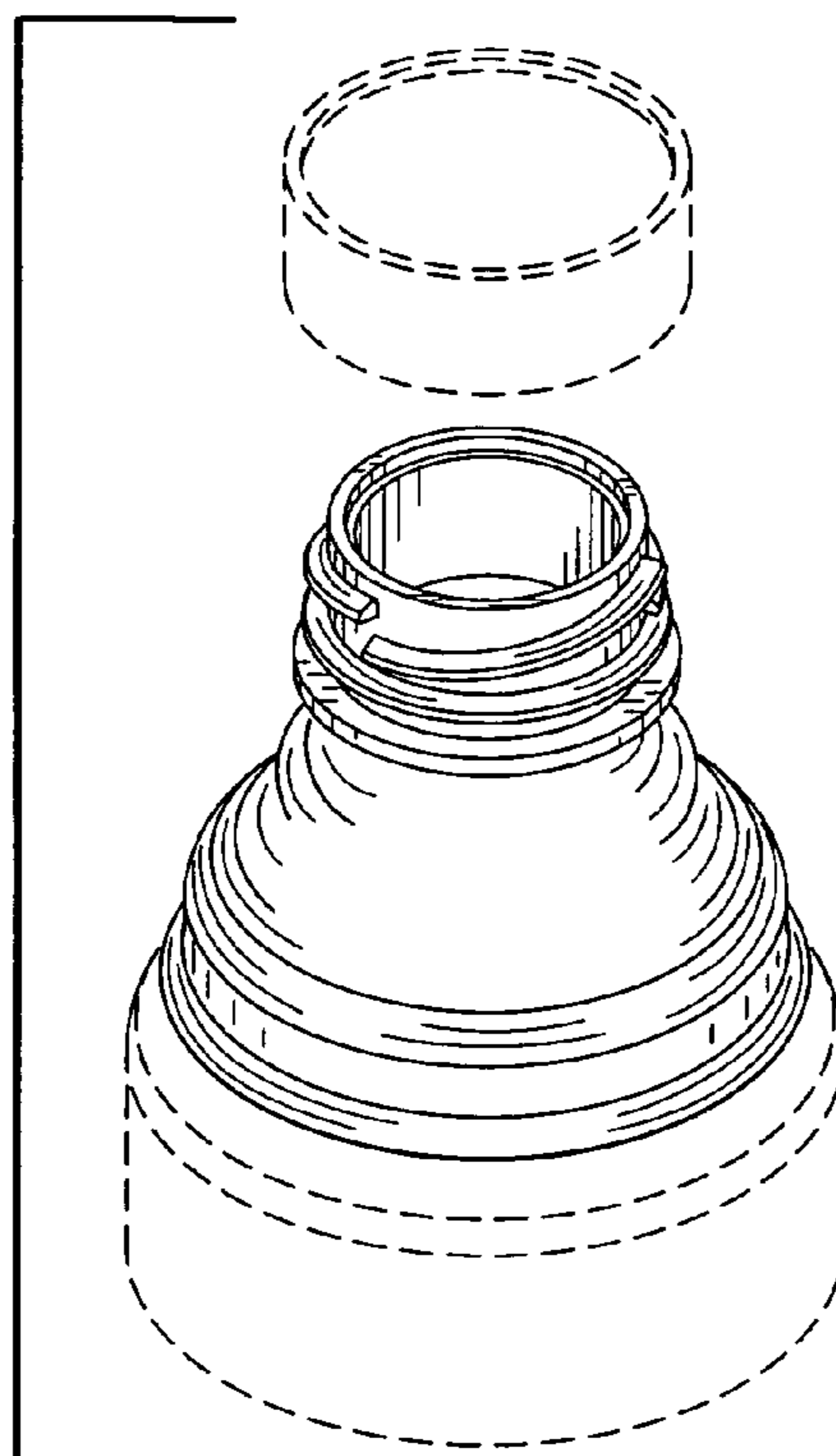
FIG. 2 is a side elevation view thereof;

FIG. 3 is a top plan view thereof; and,

FIG. 4 is a bottom plan view thereof.

The broken line showing a bottle in FIG. 1 is included for the purpose of illustrating only and forms no part of the claimed design.

**1 Claim, 1 Drawing Sheet**



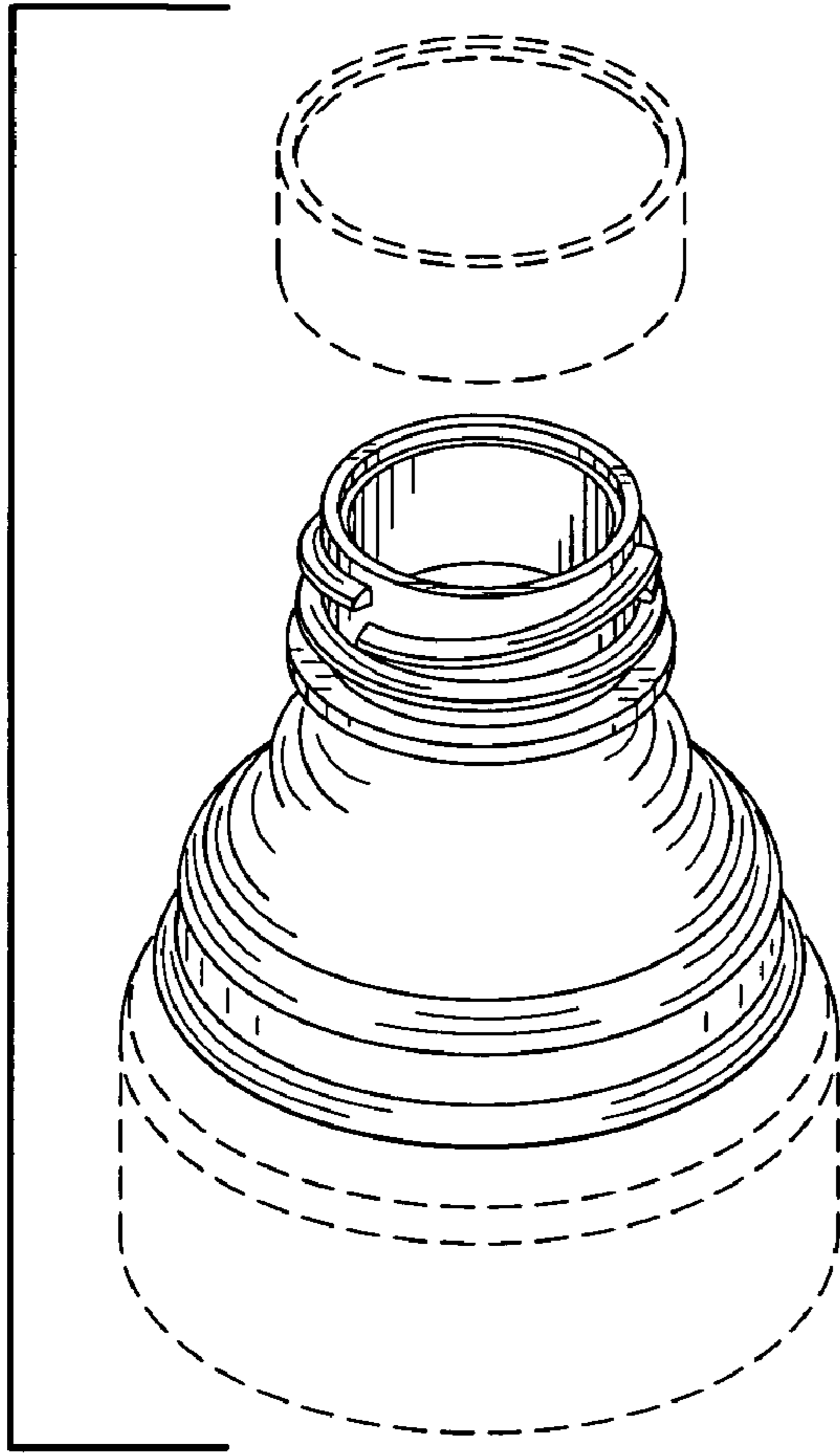


FIG. 1




FIG. 2

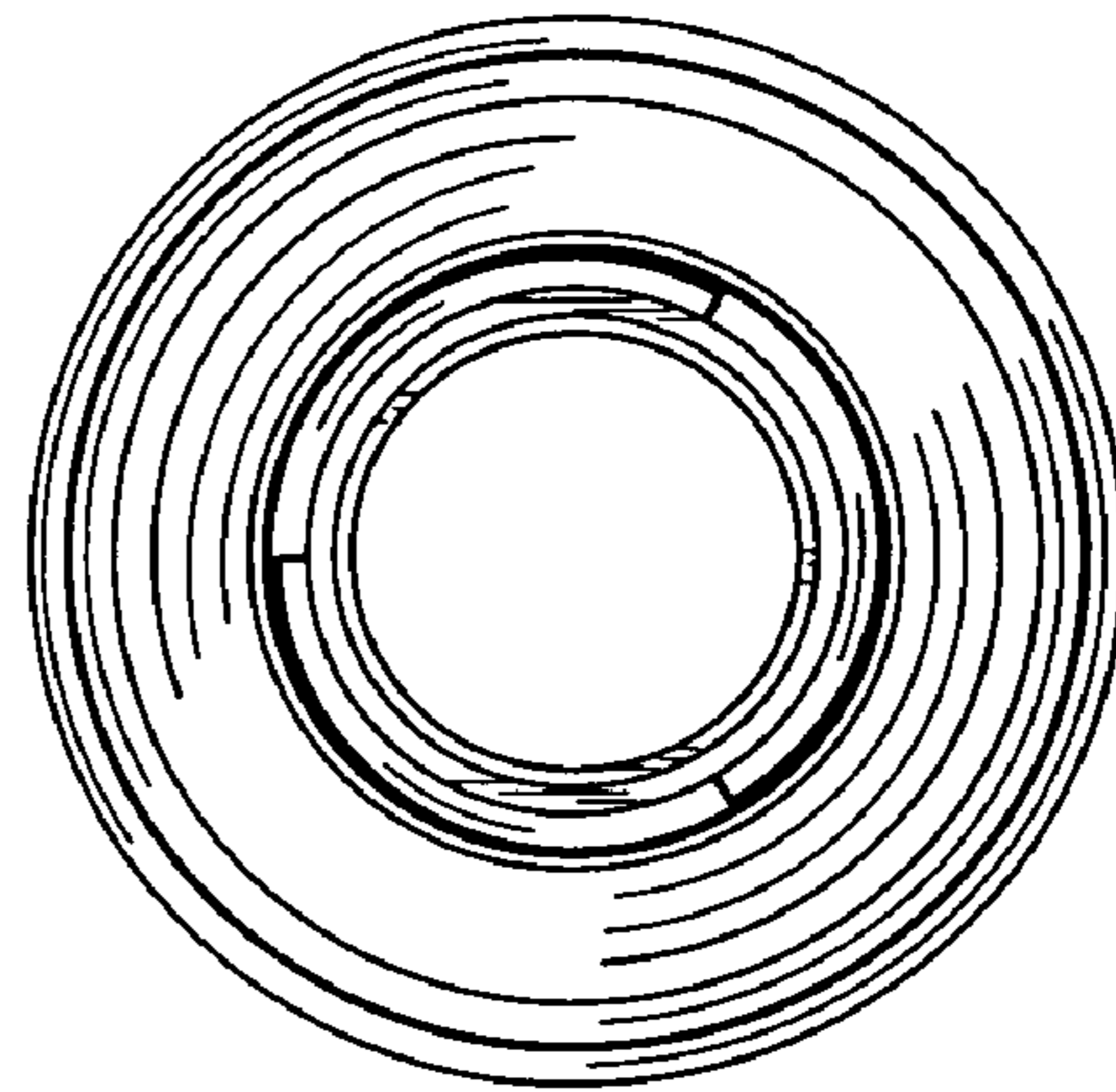


FIG. 3

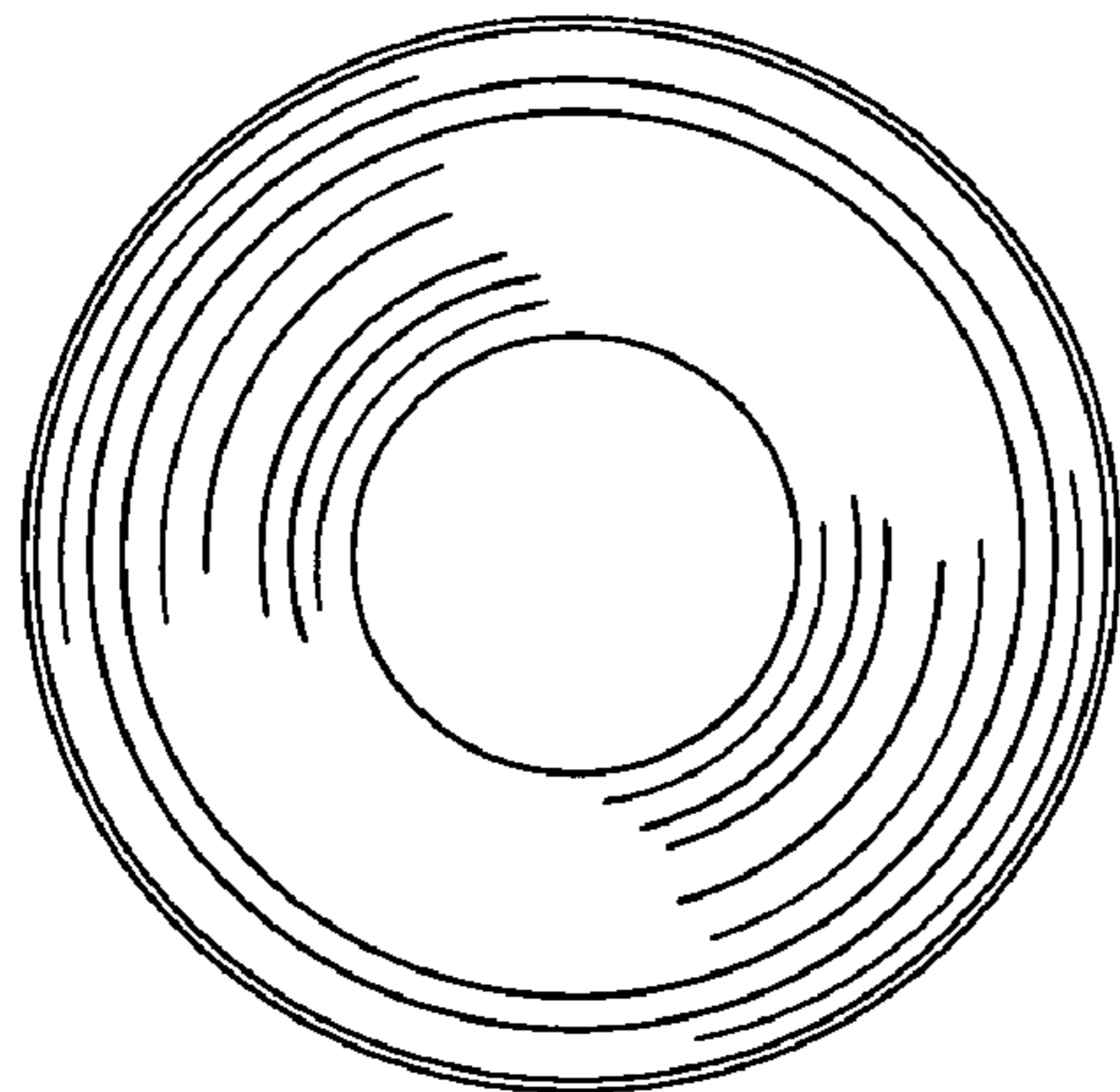


FIG. 4