



US00D567648S

(12) **United States Design Patent** (10) **Patent No.:** **US D567,648 S**
Novakovich et al. (45) **Date of Patent:** **** Apr. 29, 2008**

(54) **BAG HANDLE**

(76) Inventors: **Jeffrey Paul Novakovich**, 8216 E. Camino Adele, Scottsdale, AZ (US) 85255; **John Emile Mosca**, 8217 E. Camino Adele, Scottsdale, AZ (US) 85255; **Ronald Wayne Riley**, 36623 N. Romping Rd., Carefree, AZ (US) 85377

D451,390 S 12/2001 Bozlee
D451,391 S 12/2001 Bozlee
D465,157 S * 11/2002 Yuen D9/434
D466,014 S * 11/2002 Le Roux D9/434
6,481,771 B1 11/2002 Friedman
D469,015 S * 1/2003 Le Roux D9/455
D489,618 S * 5/2004 Startek D9/455

(Continued)

(**) **Term:** **14 Years**

FOREIGN PATENT DOCUMENTS

(21) **Appl. No.:** **29/252,342**

GB 2 202 135 A 9/1988
GB 2 241 432 A 9/1991
GB 2 253 995 A 9/1992

(22) **Filed:** **Jan. 23, 2006**

(51) **LOC (8) Cl.** **09-07**

(52) **U.S. Cl.** **D9/434**

(58) **Field of Classification Search** D9/432, D9/433, 434, 435, 455, 456, 457, 704; D3/328; 16/422; 294/137, 170, 171, 25; D8/14, D8/300, 315; 220/528; 229/122, 906; D7/504; D1/101

See application file for complete search history.

Primary Examiner—T. Chase Nelson
Assistant Examiner—Barbara B Lohr
(74) *Attorney, Agent, or Firm*—Steptoe & Johnson LLP

(57) **CLAIM**

The ornamental design for a bag handle, as shown and described.

(56) **References Cited**


DESCRIPTION

U.S. PATENT DOCUMENTS

1,819,142 A 8/1931 Wily
2,004,396 A 6/1935 Sage
2,846,134 A 8/1958 Moubayed
3,688,935 A 9/1972 Owen et al.
D278,974 S * 5/1985 Ray D9/704
4,590,640 A 5/1986 Enersen
4,871,264 A 10/1989 Robbins, III et al.
D305,297 S * 1/1990 O'Neill D9/434
4,902,060 A 2/1990 Nobakht
4,923,235 A 5/1990 Stewart
D317,246 S 6/1991 Driscoll
5,029,926 A 7/1991 Dieterich, Jr.
5,257,845 A 11/1993 McConnell
D374,621 S * 10/1996 Salazar, Jr. D9/434
D399,422 S * 10/1998 Marley et al. D9/434
5,865,494 A 2/1999 Tipp
D421,221 S * 2/2000 O'Kane D9/434
D442,085 S 5/2001 Bozlee
6,234,946 B1 5/2001 Fricano

FIG. 1 illustrates a top isometric view of a bag handle in an open configuration;
FIG. 2 illustrates a bottom isometric view thereof;
FIG. 3 illustrates a top view of the bag handle in a closed configuration;
FIG. 4 illustrates an edge view of the bag handle in the closed configuration of FIG. 3 thereof;
FIG. 5 illustrates a left end view of the bag handle in an open configuration;
FIG. 6 illustrates a top view thereof;
FIG. 7 illustrates a side view thereof, and,
FIG. 8 illustrates a bottom view thereof.
The dash-dot lines in the FIG. 3 view illustrate fold lines and form no part of the claimed design.

1 Claim, 3 Drawing Sheets



US D567,648 S

Page 2

U.S. PATENT DOCUMENTS

6,749,240 B1 *	6/2004	Burr et al.	294/171	D503,099 S *	3/2005	Burr et al.	D9/455
D493,108 S *	7/2004	Burr et al.	D9/433	D503,101 S *	3/2005	Burr et al.	D9/455
D496,587 S *	9/2004	Burr et al.	D9/434	D507,969 S	8/2005	Novakovich et al.		
D498,592 S *	11/2004	Kelley	D3/328	D519,834 S *	5/2006	Novakovich et al.	D9/434
D502,872 S	3/2005	Fleming			D520,362 S *	5/2006	Powell	D9/455
D503,088 S *	3/2005	Burr et al.	D9/434	7,090,272 B2 *	8/2006	Novakovich et al.	294/171
D503,089 S *	3/2005	Burr et al.	D9/434	7,232,169 B2 *	6/2007	Porter	294/137
D503,091 S *	3/2005	Burr et al.	D9/434	7,302,735 B2 *	12/2007	Palmer	16/422
D503,093 S *	3/2005	Burr et al.	D9/455	2006/0138794 A1 *	6/2006	Burr	294/171
D503,098 S *	3/2005	Burr et al.	D9/455					

* cited by examiner

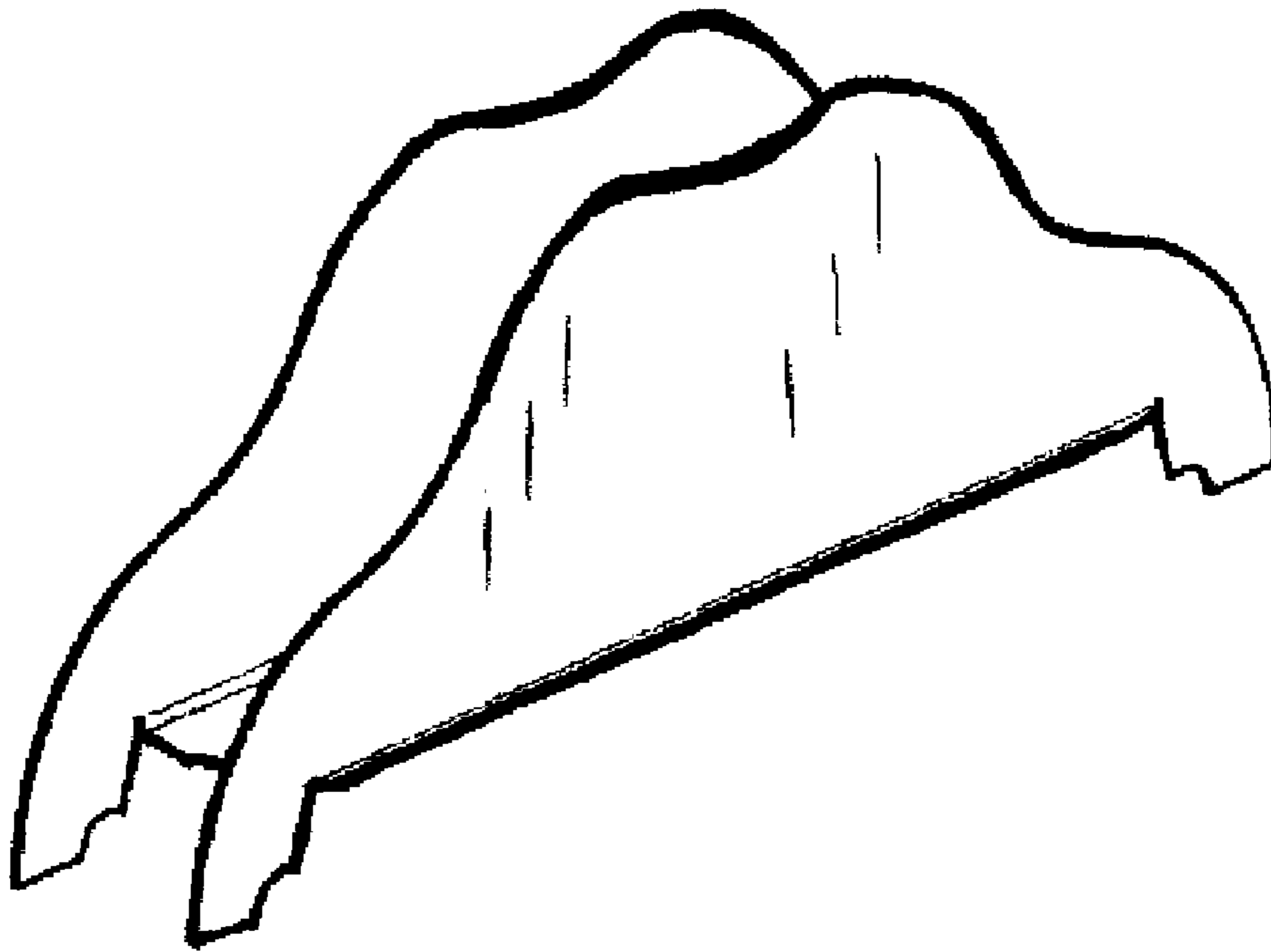


FIG. 1

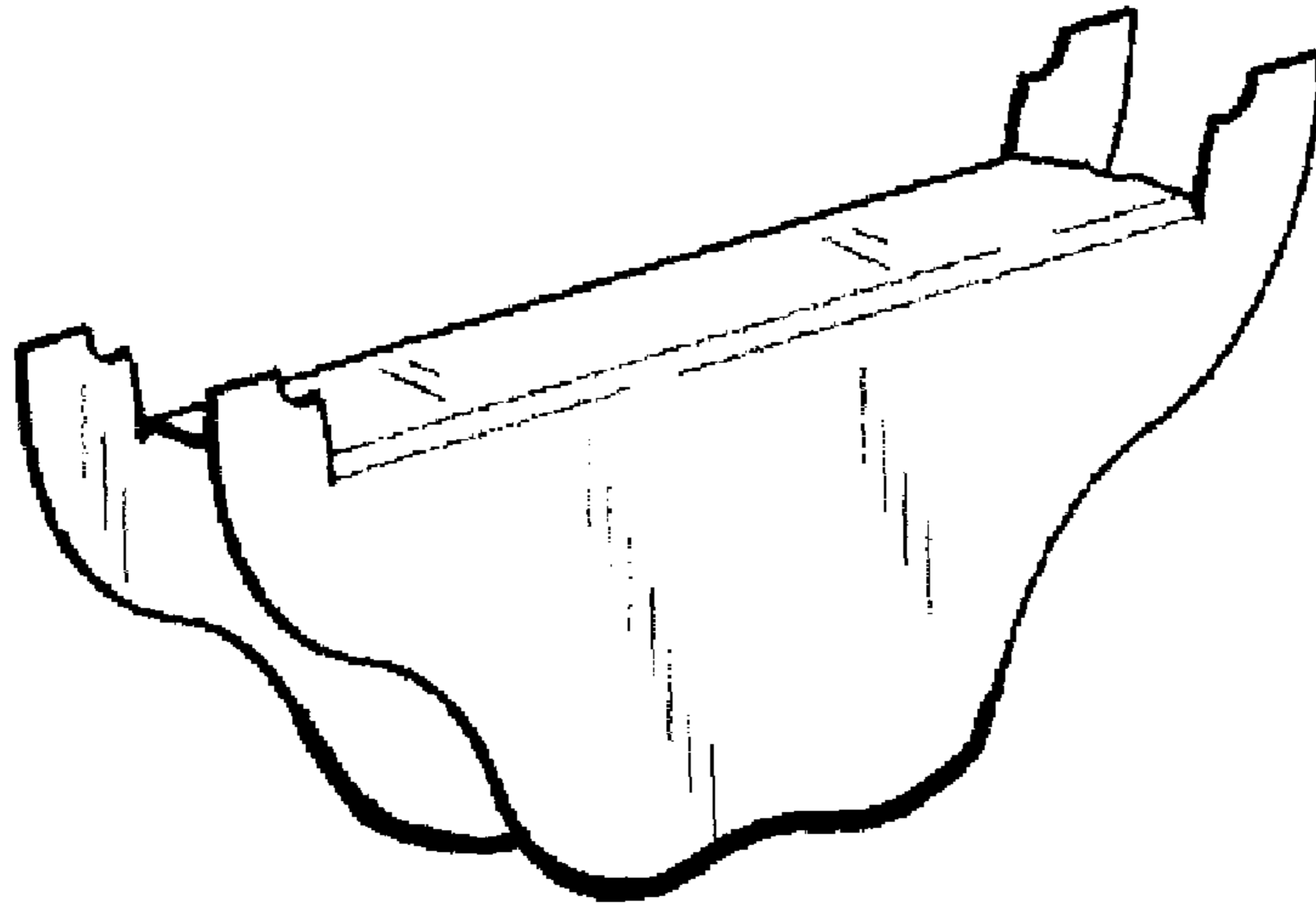


FIG. 2

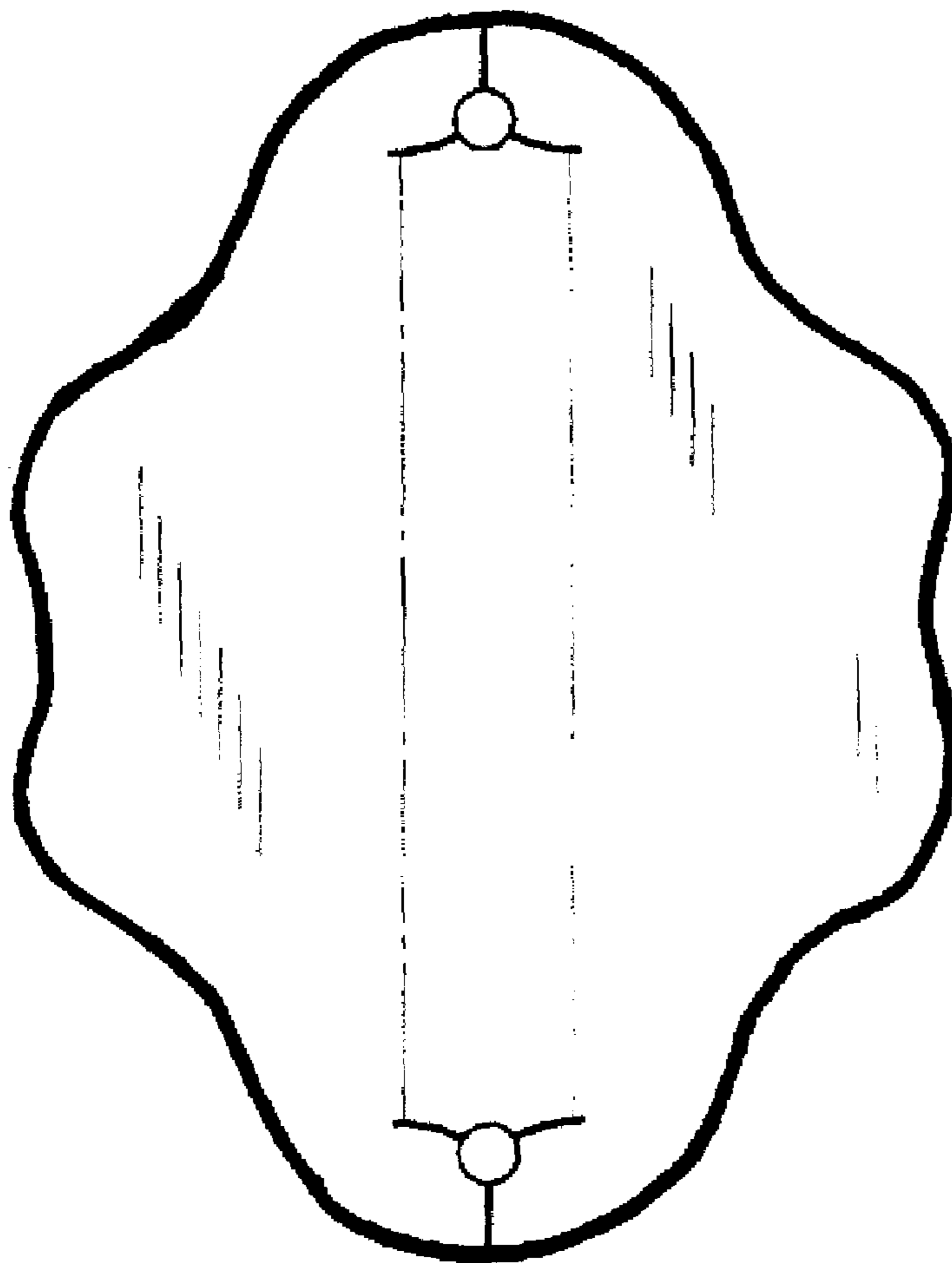


FIG. 3



FIG. 4



FIG. 5




FIG. 6

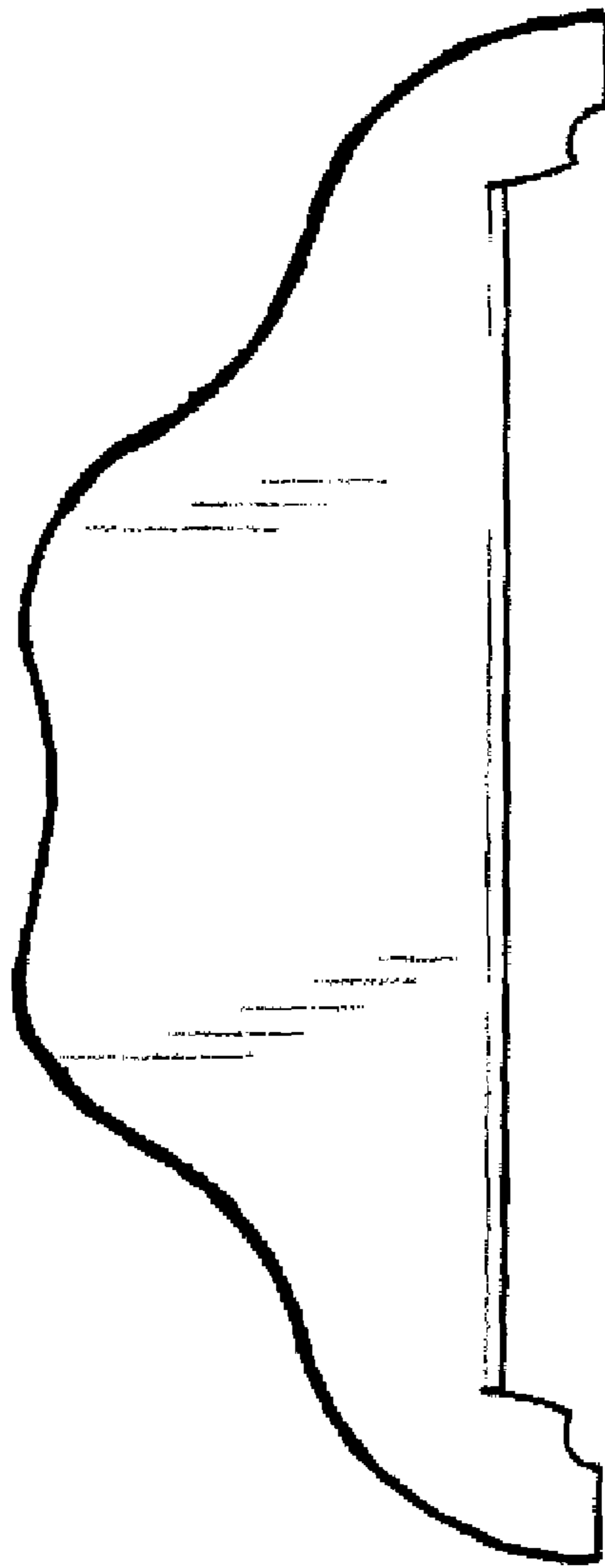


FIG. 7




FIG. 8