

US00D567639S

(12) **United States Design Patent**
McConnell et al.

(10) **Patent No.:** **US D567,639 S**

(45) **Date of Patent:** **** Apr. 29, 2008**

(54) **SHELF BRACKET**

(75) Inventors: **Jennifer McConnell**, Greensboro, NC
(US); **Andrew James Graff**,
Greensboro, NC (US)

(73) Assignee: **Liberty Hardware Mfg. Corp.**,
Winston-Salem, NC (US)

(**) Term: **14 Years**

(21) Appl. No.: **29/285,793**

(22) Filed: **Apr. 11, 2007**

(51) **LOC (8) Cl.** **08-05**

(52) **U.S. Cl.** **D8/381**

(58) **Field of Classification Search** D8/381,
D8/380, 373, 363, 354, 349; D23/304; D14/452,
D14/451, 447, 251, 238, 229, 224, 209; D12/415;
4/574.1, 571.1; 248/309.1, 291.1, 284.1,
248/240, 124.1; D25/114, 115, 118, 152,
D25/156; D6/574, 579, 505, 495, 492, 491
See application file for complete search history.

(56) **References Cited**

U.S. PATENT DOCUMENTS

1,633,193 A * 6/1927 Reagan D25/118
D94,281 S * 1/1935 Rocic D25/156

D185,592 S * 6/1959 Clanton D25/114
D211,542 S * 6/1968 Fenton D25/118
D246,470 S * 11/1977 Sato D25/118
D543,643 S * 5/2007 Wilson D25/114

* cited by examiner

Primary Examiner—Gary D. Watson

Assistant Examiner—Susan Bennett Hattan

(74) *Attorney, Agent, or Firm*—Edgar A. Zarins; Lloyd D.
Doigan

(57) **CLAIM**

The ornamental design for a shelf bracket, as shown and
described.

DESCRIPTION

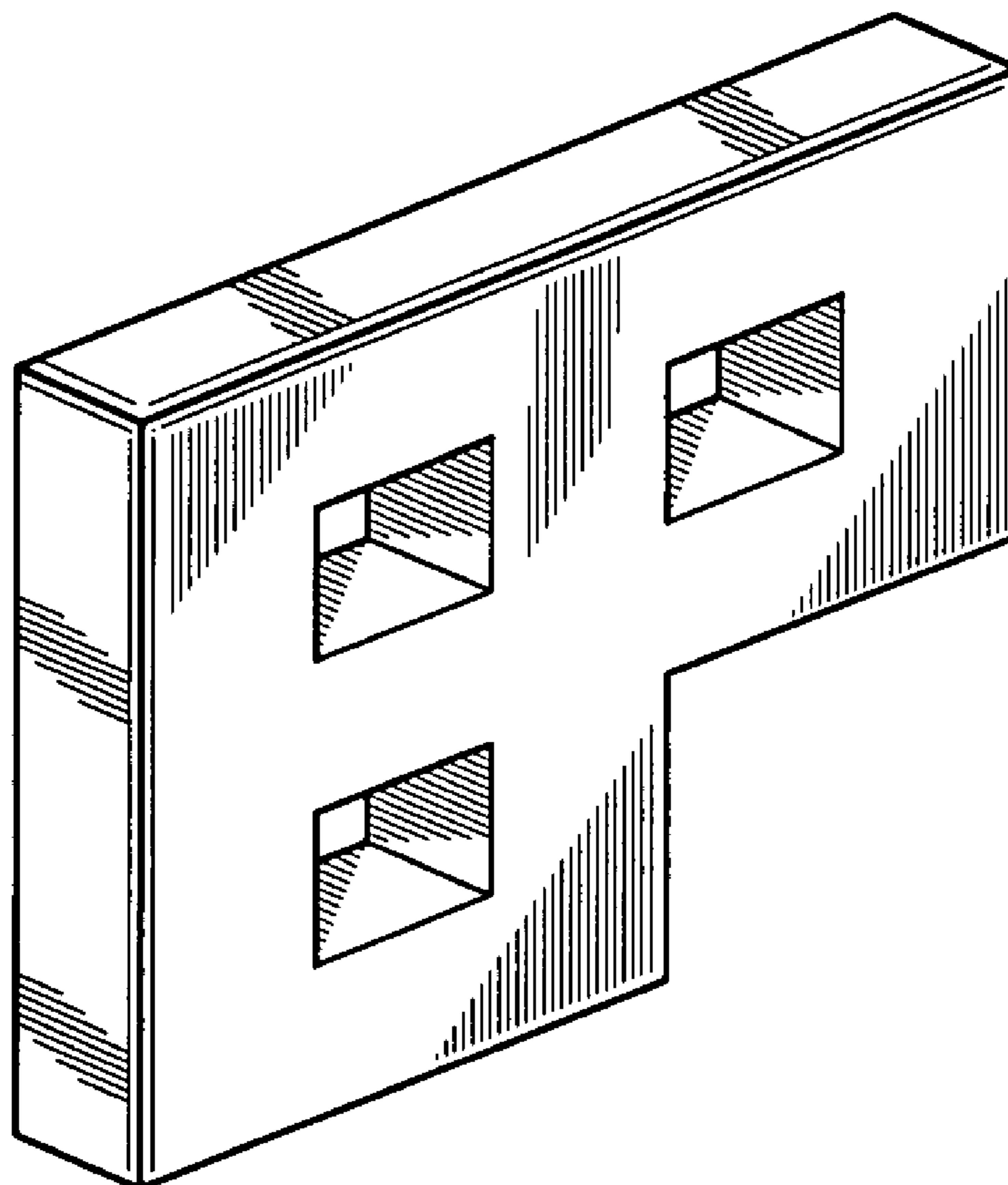
FIG. 1 is a perspective view of a shelf bracket showing our
new design;

FIG. 2 is a side view thereof, the opposite side being a mirror
image of the side shown;

FIG. 3 is a front view thereof; and,

FIG. 4 is bottom view thereof.

1 Claim, 1 Drawing Sheet



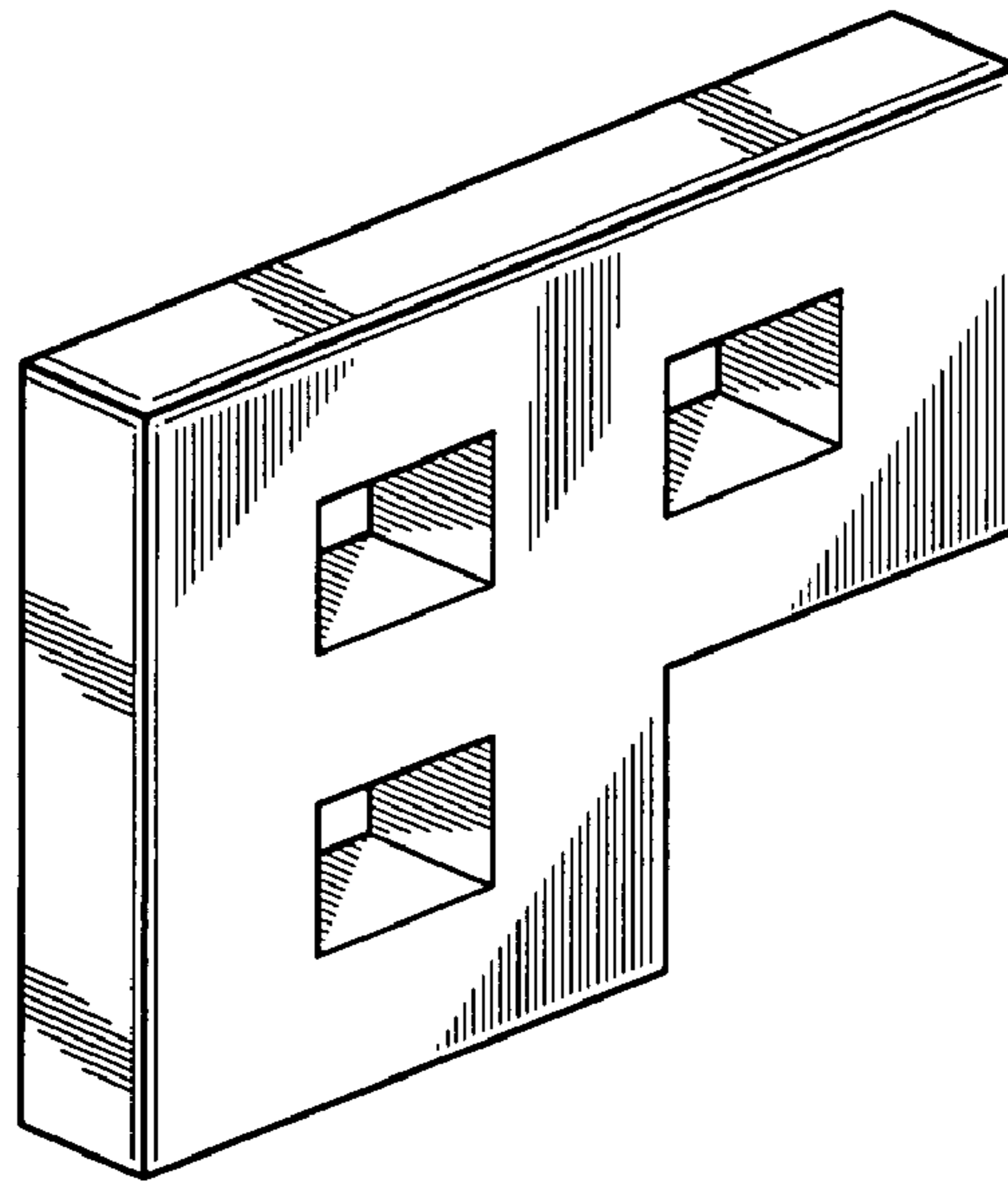


Fig-1

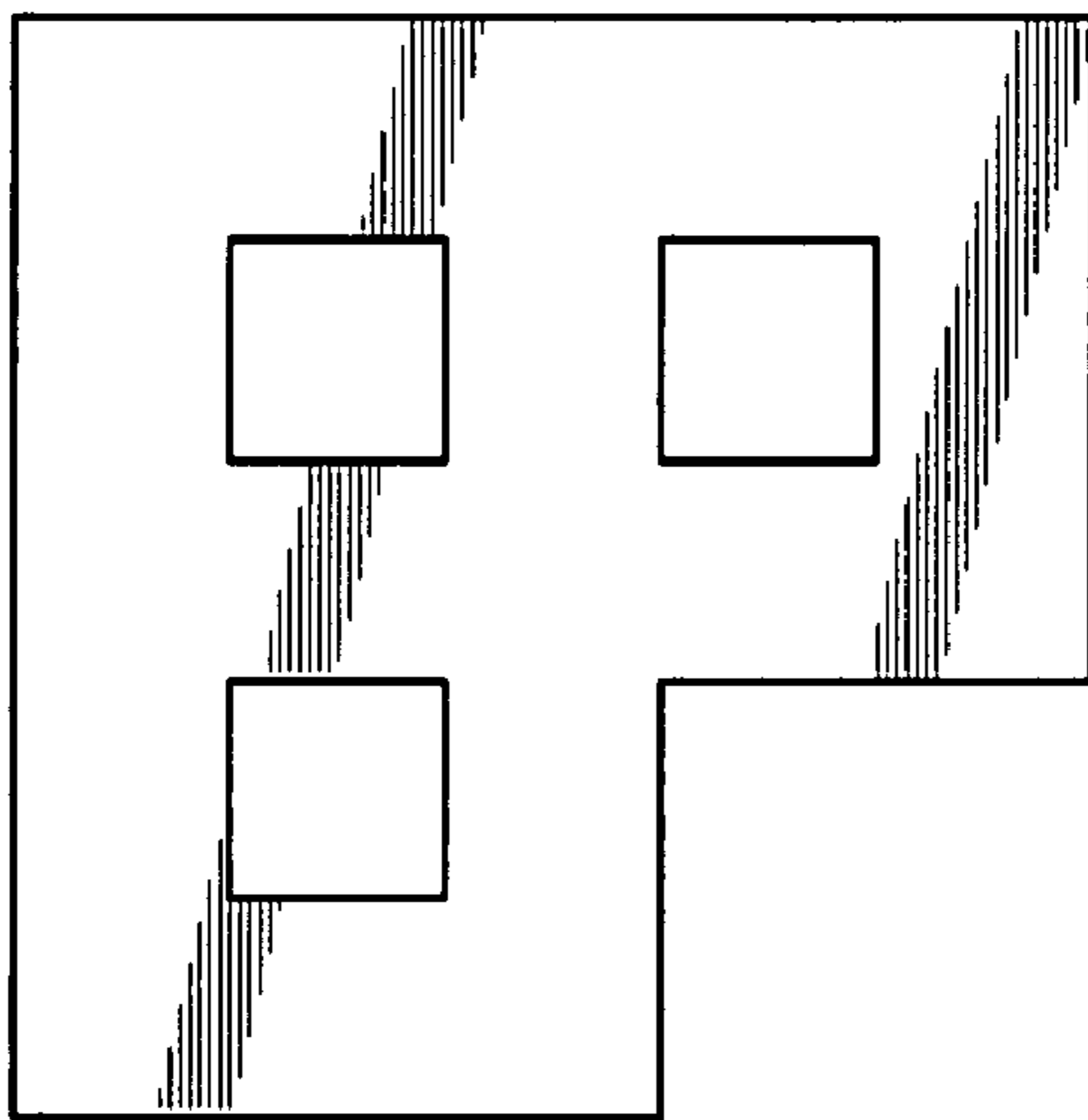


Fig-3




Fig-2




Fig-4