

US00D567636S

(12) **United States Design Patent**
Morris et al.

(10) **Patent No.: US D567,636 S**

(45) **Date of Patent: ** Apr. 29, 2008**

(54) **CORD REEL**

(75) Inventors: **Kit Morris**, Austin, TX (US); **Bryan Hunter**, Round Rock, TX (US)

(73) Assignee: **Great Stuff, Inc.**, Austin, TX (US)

(**) Term: **14 Years**

(21) Appl. No.: **29/235,155**

(22) Filed: **Jul. 27, 2005**

(51) **LOC (8) Cl.** **08-05**

(52) **U.S. Cl.** **D8/358**

(58) **Field of Classification Search** D8/359,
D8/358; D13/154; D10/72; 242/586, 403,
242/396.7, 396.6, 396.3, 395, 380.8; 239/195;
D28/67, 66; D32/23; D14/496; 114/254
See application file for complete search history.

(56) **References Cited**

U.S. PATENT DOCUMENTS

D175,210 S *	7/1955	Dreyfuss	D32/23
D186,872 S *	12/1959	Swann	D32/23
D315,624 S *	3/1991	Kimura et al.	D32/23
D419,961 S	2/2000	Weatherhill		
6,279,848 B1	8/2001	Mead		
D474,677 S *	5/2003	Brodie et al.	D8/358

D506,044 S *	6/2005	Griffin	D32/23
D552,054 S *	10/2007	Pena Angarita	D14/496
2002/0104916 A1	8/2002	Weatherhill		
2003/0084833 A1 *	5/2003	Sheikholeslam et al.	114/254
2004/0206849 A1	10/2004	Harrington		
2005/0011968 A1	1/2005	Tracey et al.		

* cited by examiner

Primary Examiner—Gary D. Watson

Assistant Examiner—Susan Bennett Hattan

(74) *Attorney, Agent, or Firm*—Knobbe Martens Olson & Bear LLP

(57) **CLAIM**

The ornamental design for a cord reel, as shown and described.

DESCRIPTION

FIG. 1 is a top perspective view of a cord reel showing our new design.

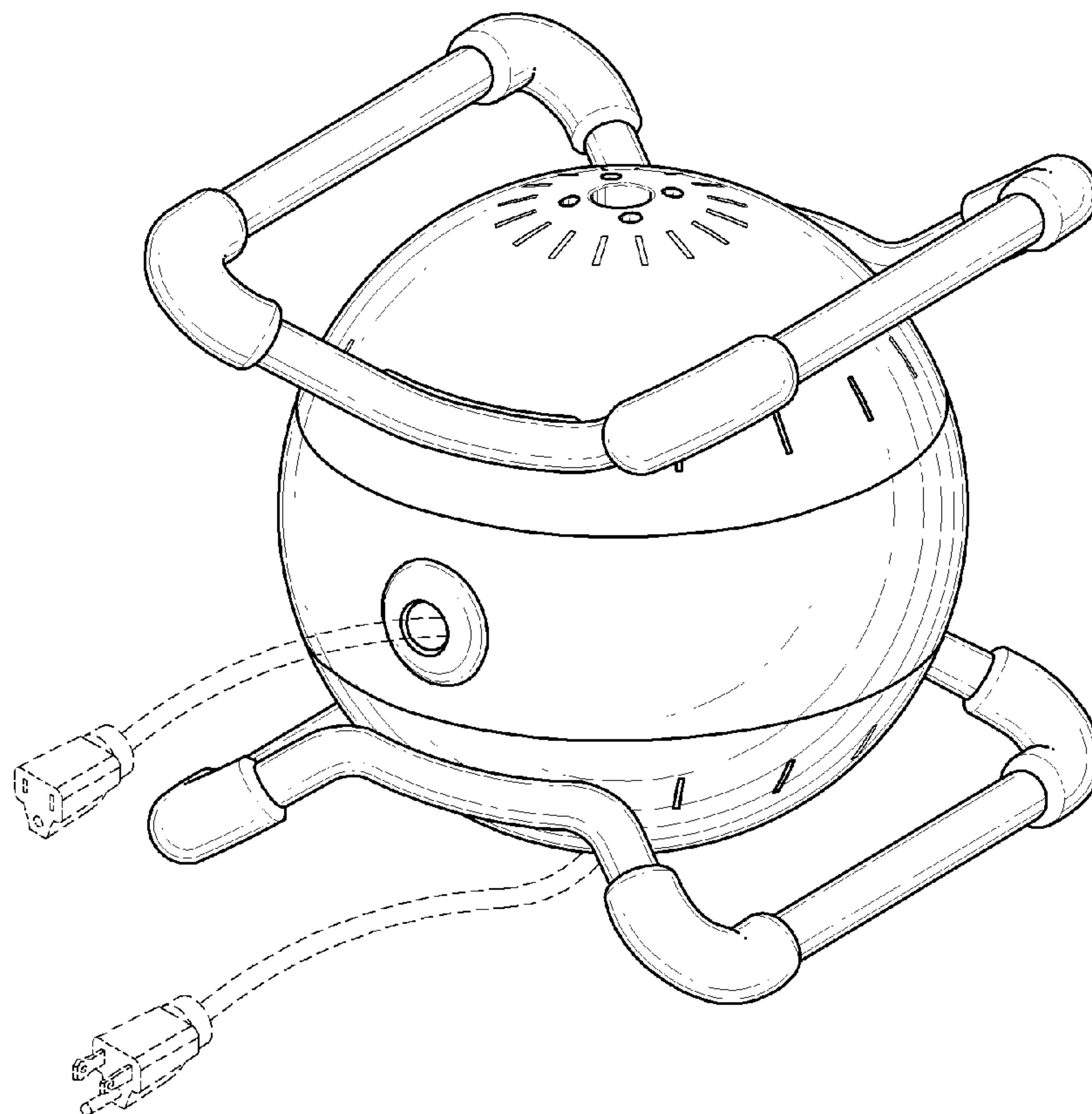
FIG. 2 is a top view of the cord reel of FIG. 1.

FIG. 3 is a front view of the cord reel of FIG. 1; and,

FIG. 4 is a side view of the cord reel of FIG. 1.

The broken lines in the drawings depict environmental subject matter only and form no part of the claimed design.

1 Claim, 4 Drawing Sheets



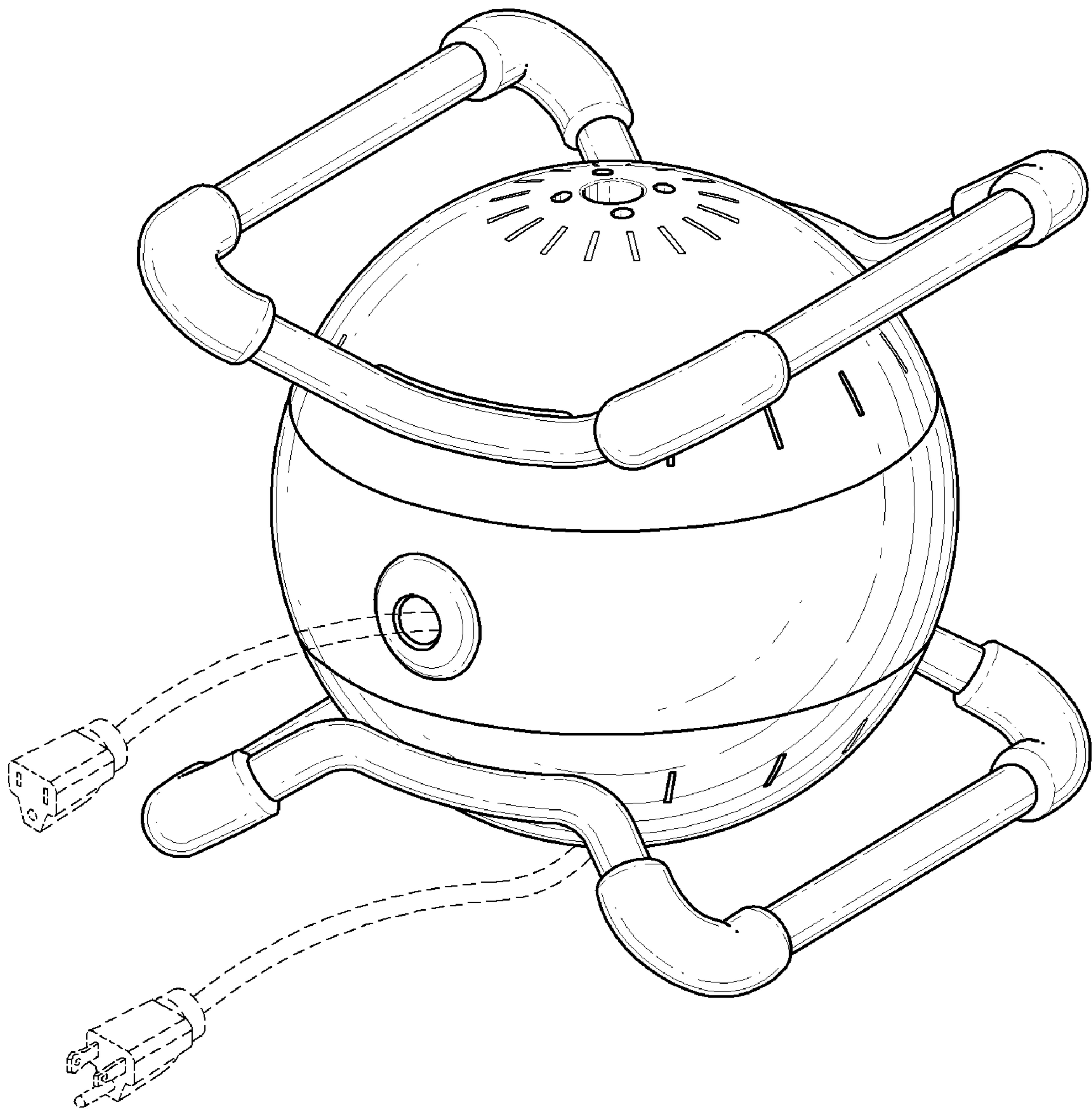


FIG. 1

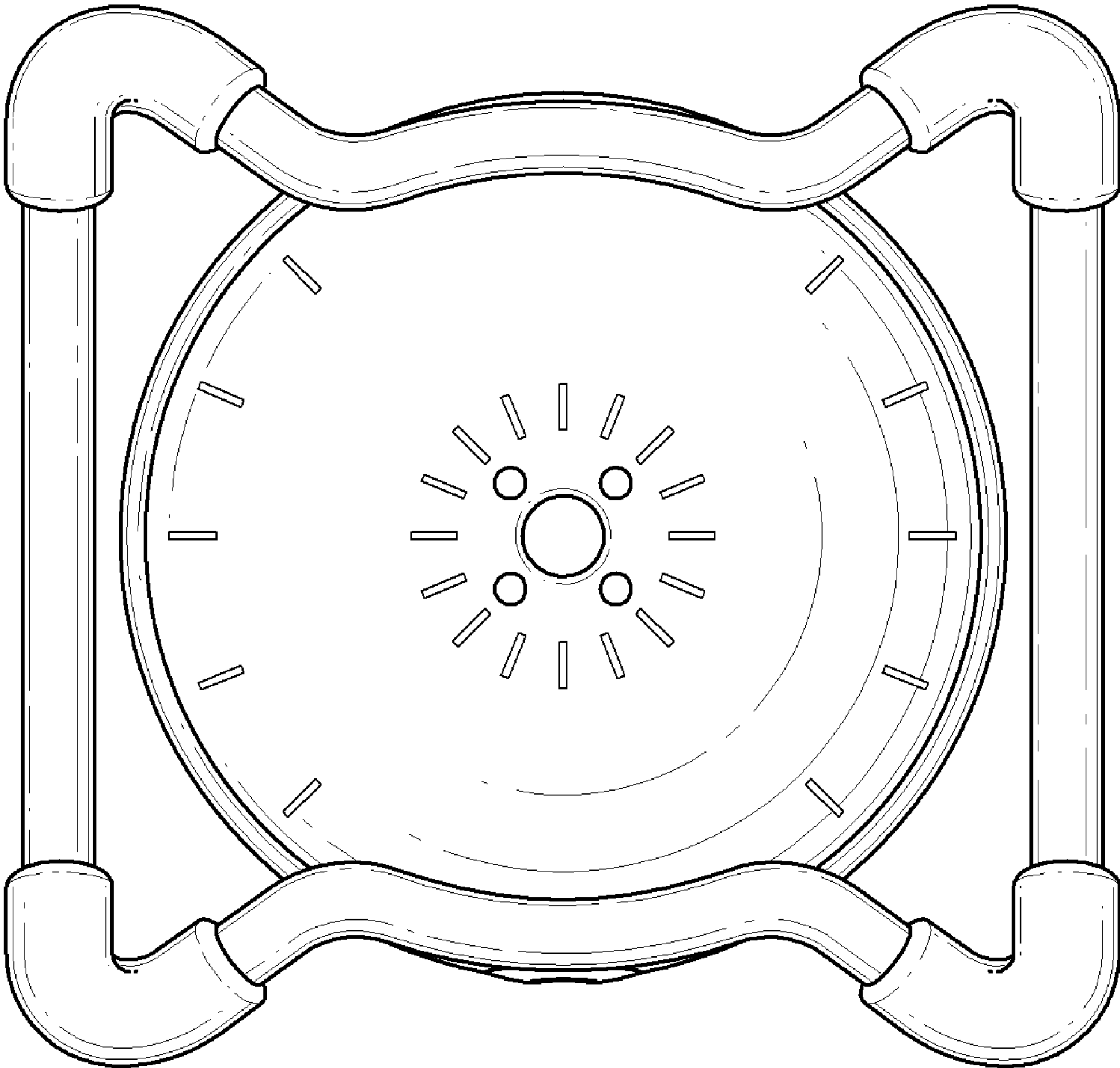


FIG. 2

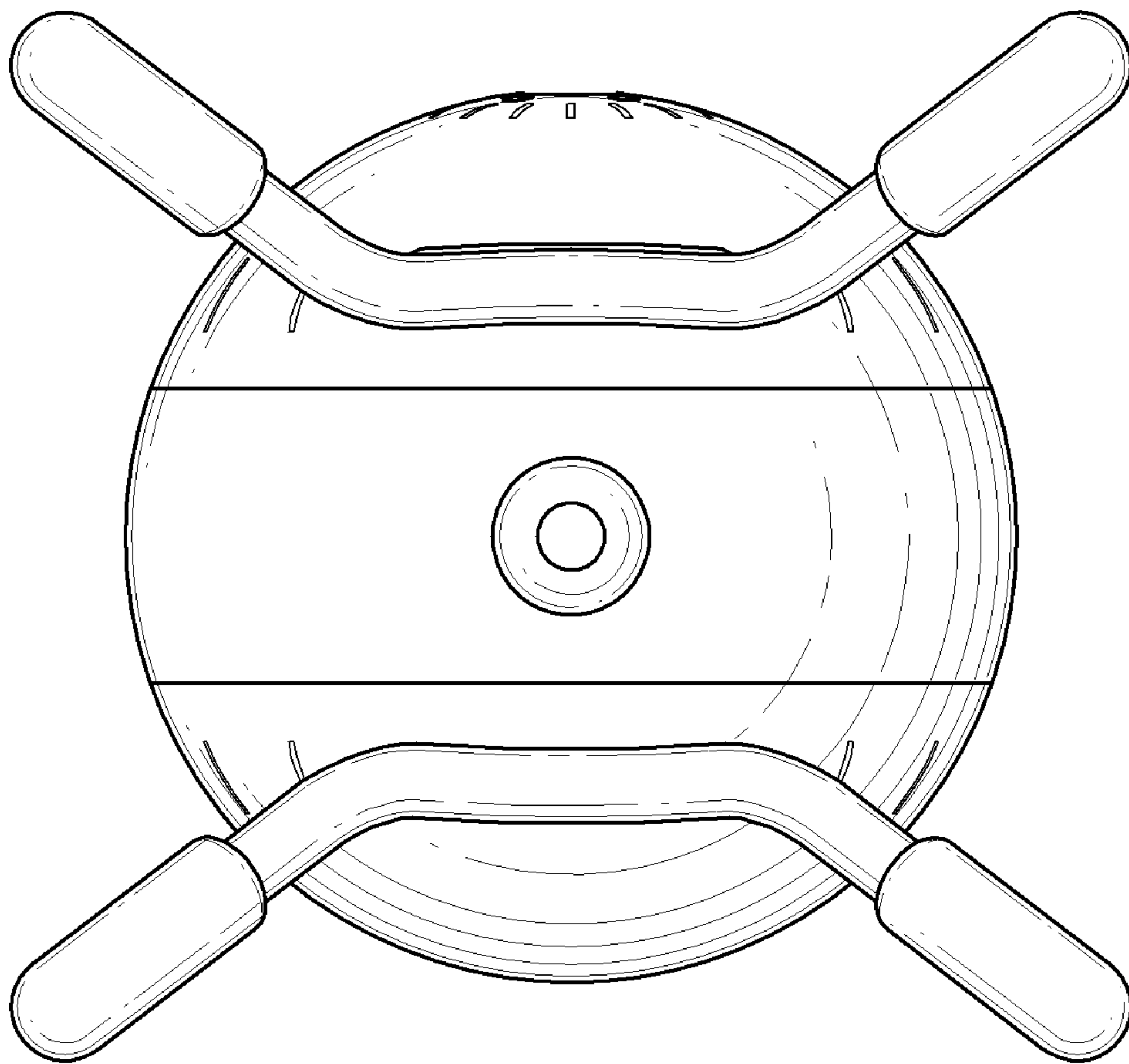


FIG. 3

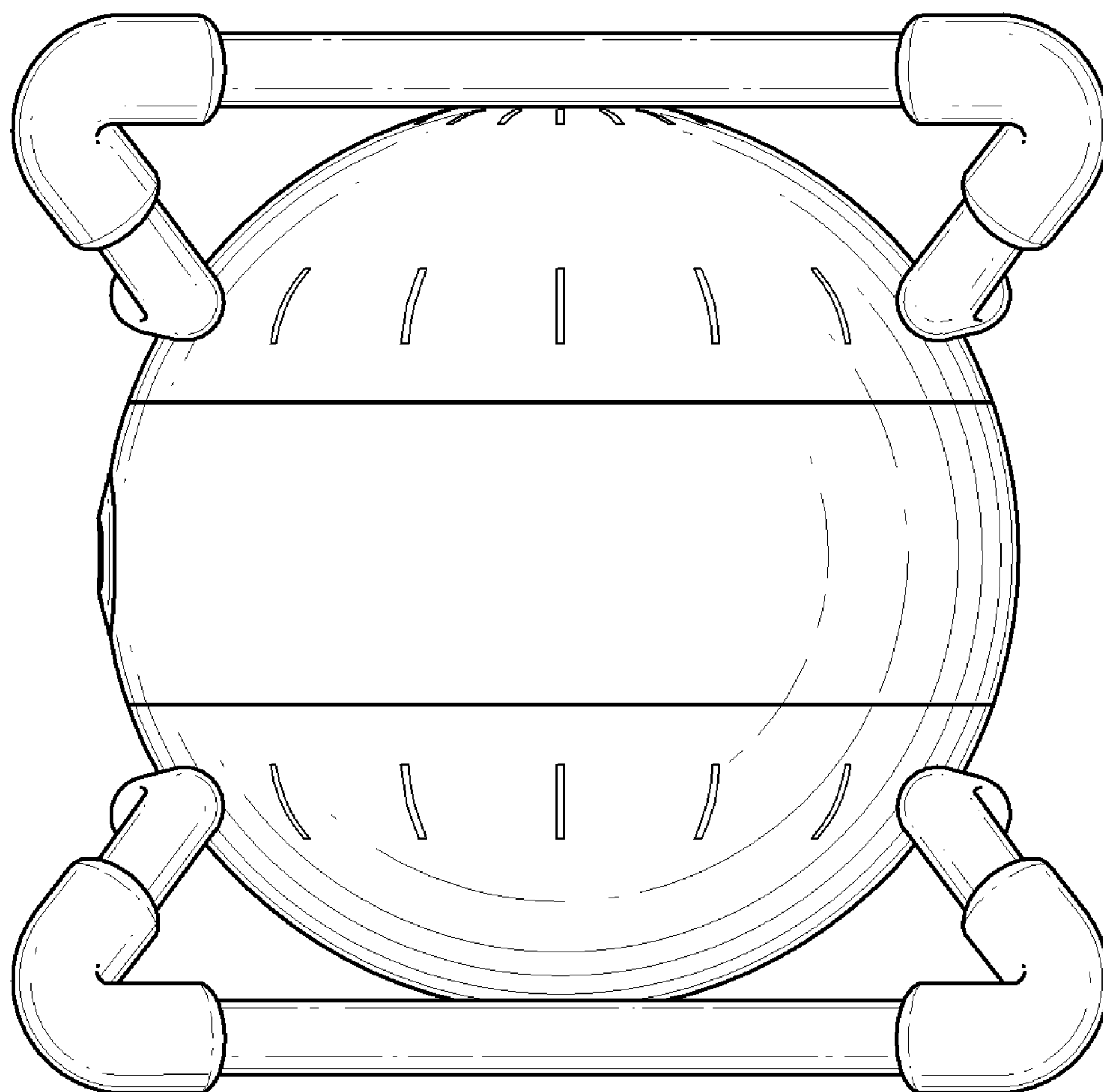


FIG. 4