



US00D567627S

(12) **United States Design Patent**
Hoernig

(10) **Patent No.:** **US D567,627 S**

(45) **Date of Patent:** **** Apr. 29, 2008**

(54) **PULL**

(75) **Inventor:** **Victor Hoernig**, Lowell, IN (US)

(73) **Assignee:** **Liberty Hardware Mfg. Corp.**,
Winston-Salem, NC (US)

(**) **Term:** **14 Years**

(21) **Appl. No.:** **29/262,806**

(22) **Filed:** **Jul. 11, 2006**

(51) **LOC (8) Cl.** **08-06**

(52) **U.S. Cl.** **D8/316**

(58) **Field of Classification Search** D8/300,
D8/305, 315-320, DIG. 1; 16/110.1, 412,
16/415; D7/393, 395; D23/250-252; 292/336.3
See application file for complete search history.

(56) **References Cited**

U.S. PATENT DOCUMENTS

D194,968 S * 4/1963 Stelma D8/317

D208,689 S * 9/1967 Morgan D8/317
D225,302 S * 12/1972 Tegner D8/316
D261,856 S * 11/1981 Meisner D8/301
D451,782 S * 12/2001 Dewald D8/317

* cited by examiner

Primary Examiner—Paula A. Greene

(74) *Attorney, Agent, or Firm*—Edgar A. Zarins; Lloyd D. Doigan

(57) **CLAIM**

The ornamental design for a pull, as shown and described.

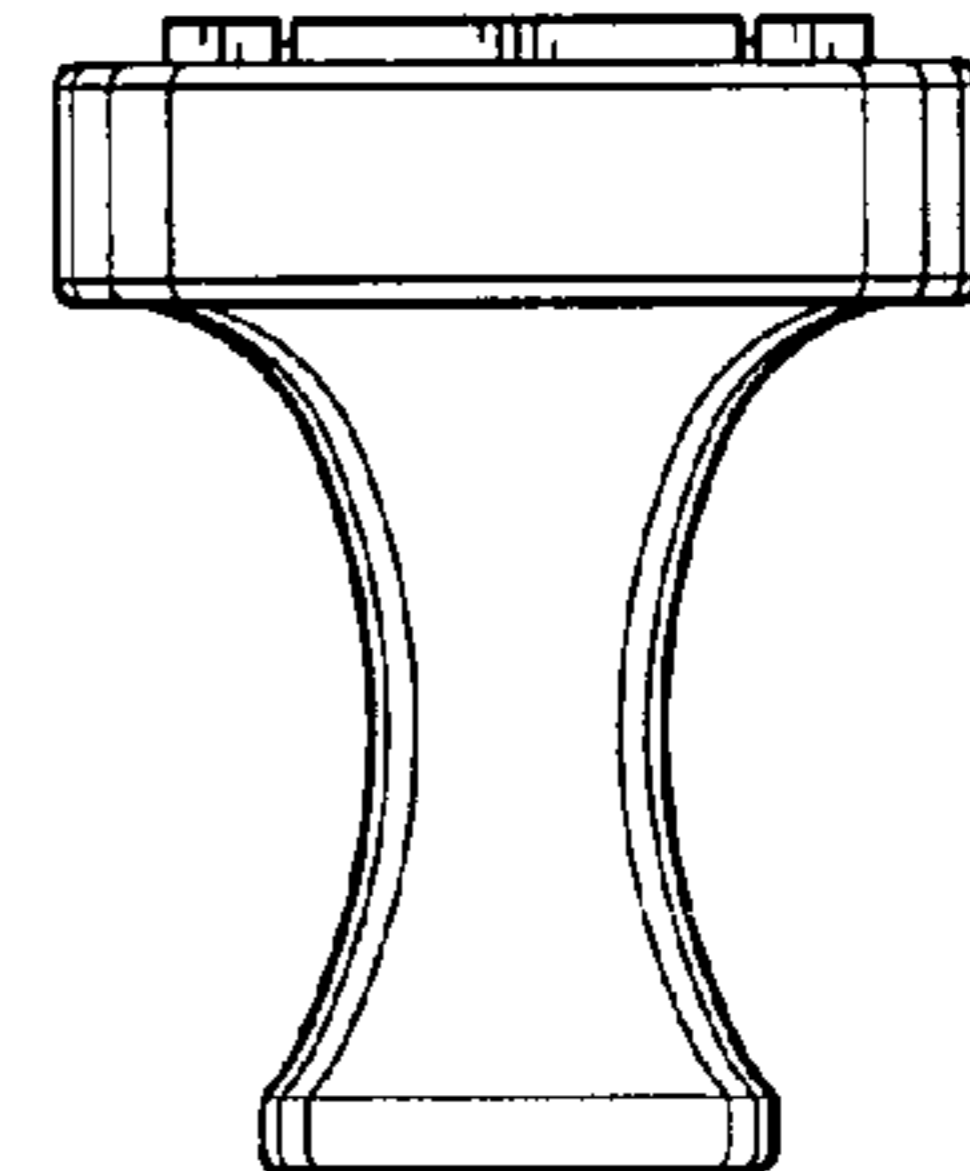

DESCRIPTION

FIG. 1 is a front elevational view of a pull showing my new design;

FIG. 2 is a side view thereof, the opposite side being a mirror image of the side shown; and,

FIG. 3 is an end view thereof, the opposite end being a mirror image of the end shown.

1 Claim, 1 Drawing Sheet






Fig-1

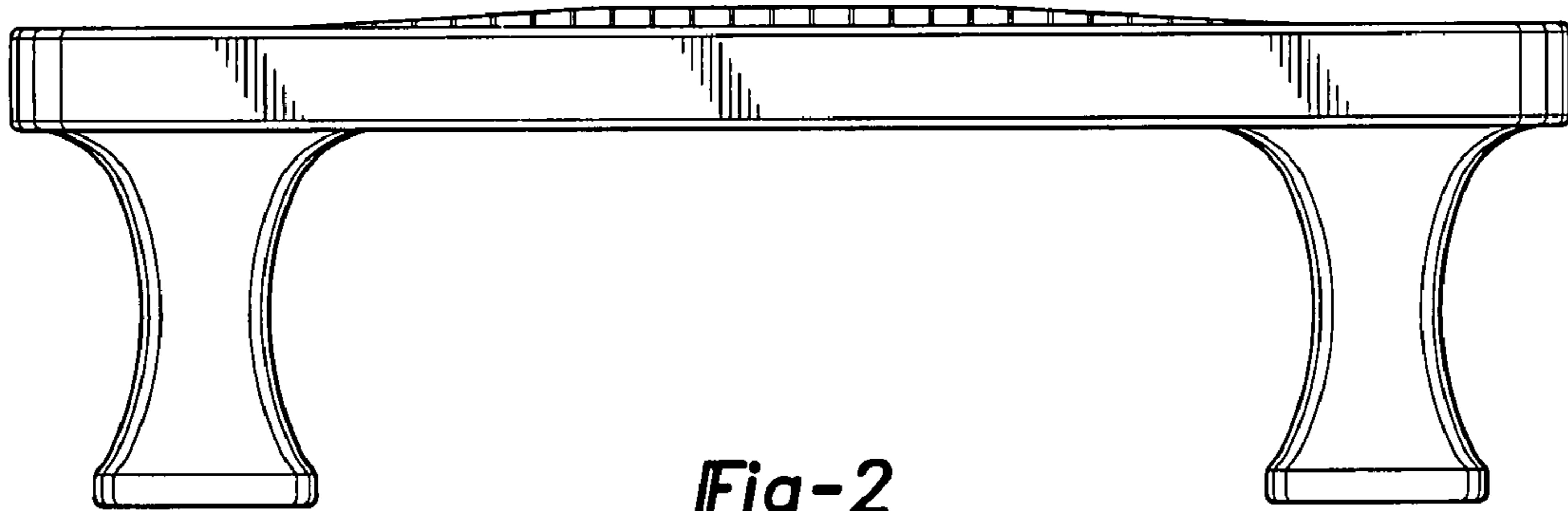


Fig-2

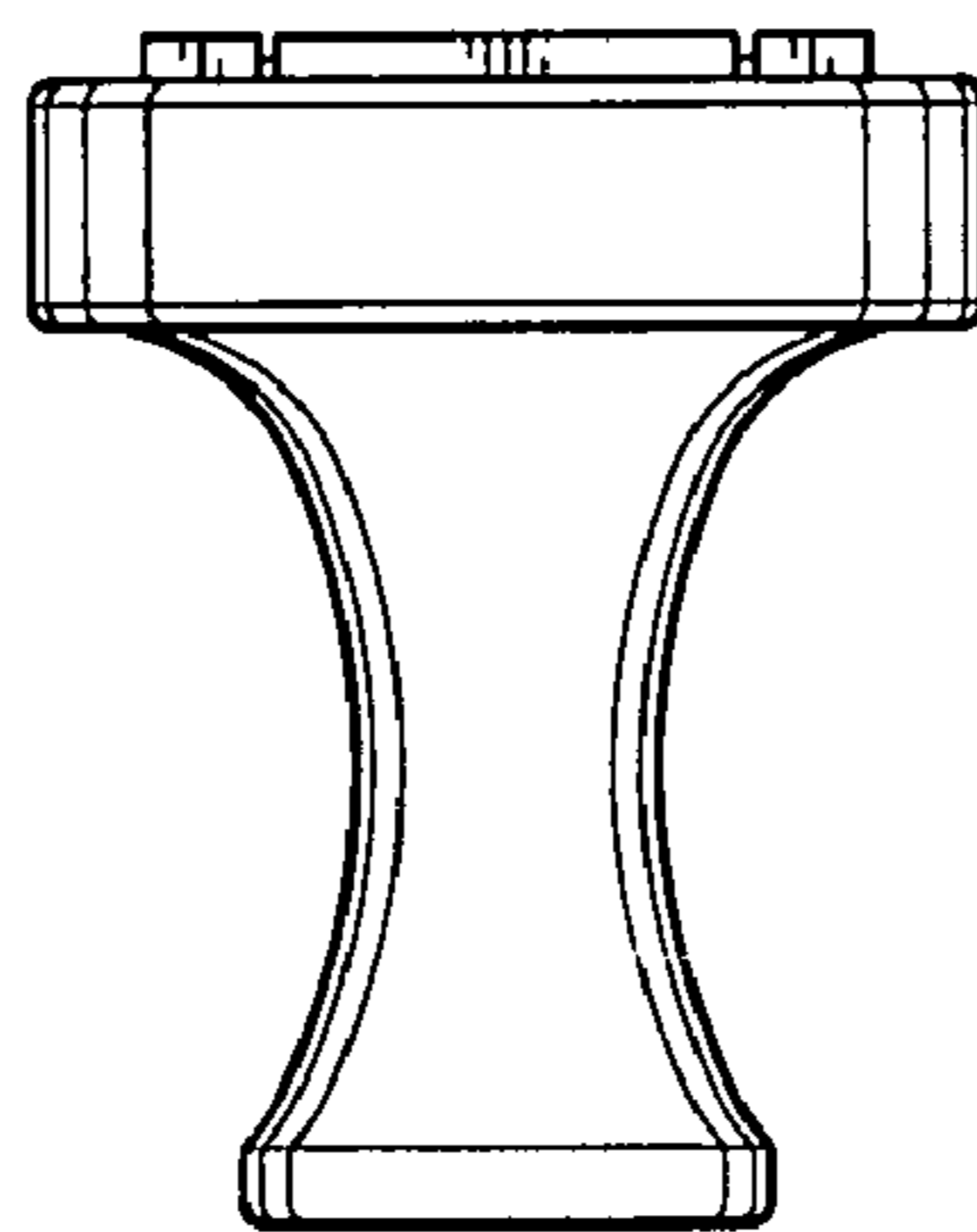


Fig-3