



US00D567625S

(12) **United States Design Patent**  
**Mattson et al.**

(10) **Patent No.:** **US D567,625 S**

(45) **Date of Patent:** **\*\* Apr. 29, 2008**

(54) **CABINET HANDLE**

(75) Inventors: **Deborah Mattson**, Plainwell, MI (US);  
**Jonathan Lorenz**, Grand Rapids, MI  
(US); **Scott A. Thor**, Grand Rapids, MI  
(US); **Kevin Dewald**, Spring Lake, MI  
(US)

(73) Assignee: **Hickory Hardware, Inc.**, Nashville,  
TN (US)

(\*\*) Term: **14 Years**

(21) Appl. No.: **29/283,088**

(22) Filed: **Aug. 6, 2007**

**Related U.S. Application Data**

(62) Division of application No. 29/243,664, filed on Nov.  
29, 2005, now Pat. No. Des. 549,544.

(51) **LOC (8) Cl.** ..... **08-06**

(52) **U.S. Cl.** ..... **D8/307**

(58) **Field of Classification Search** ..... D8/300,  
D8/301, 307, 308, 310; D23/250, 254; D21/272;  
434/235, 278, 403; 52/DIG. 10; 16/110.1;  
446/110

See application file for complete search history.

(56) **References Cited**

**U.S. PATENT DOCUMENTS**

1,527,051 A \* 2/1925 Longan ..... 434/235

2,570,625 A *	10/1951	Zimmerman et al. ....	446/92
2,839,841 A *	6/1958	Berry .....	434/278
3,110,123 A *	11/1963	Pearson, Jr. ....	446/110
3,461,574 A *	8/1969	Larsen et al. ....	434/403
D262,804 S *	1/1982	Gleason .....	D21/373
D284,786 S *	7/1986	Doman et al. ....	D23/250
D300,902 S *	5/1989	Kohler et al. ....	D8/307
D323,019 S *	1/1992	Paul .....	D23/250
D325,960 S *	5/1992	Paul .....	D23/254
D430,565 S *	9/2000	Crane et al. ....	D14/308

\* cited by examiner

*Primary Examiner*—Paula A. Greene

(74) *Attorney, Agent, or Firm*—Perman & Green, LLP

(57) **CLAIM**

The ornamental design for cabinet handles, as shown and described.

**DESCRIPTION**

FIG. 1 is a perspective view of a cabinet handle showing our new design.


FIG. 2 is a top view of the handle shown in FIG. 1.

FIG. 3 is a top view of the handle shown in FIG. 1; and,

FIG. 4 is a side view of the handle shown in FIG. 1.

Portions of FIGS. 1–4 that are shown as broken lines are for illustrative purpose only and form no part of the claimed design.

**1 Claim, 2 Drawing Sheets**



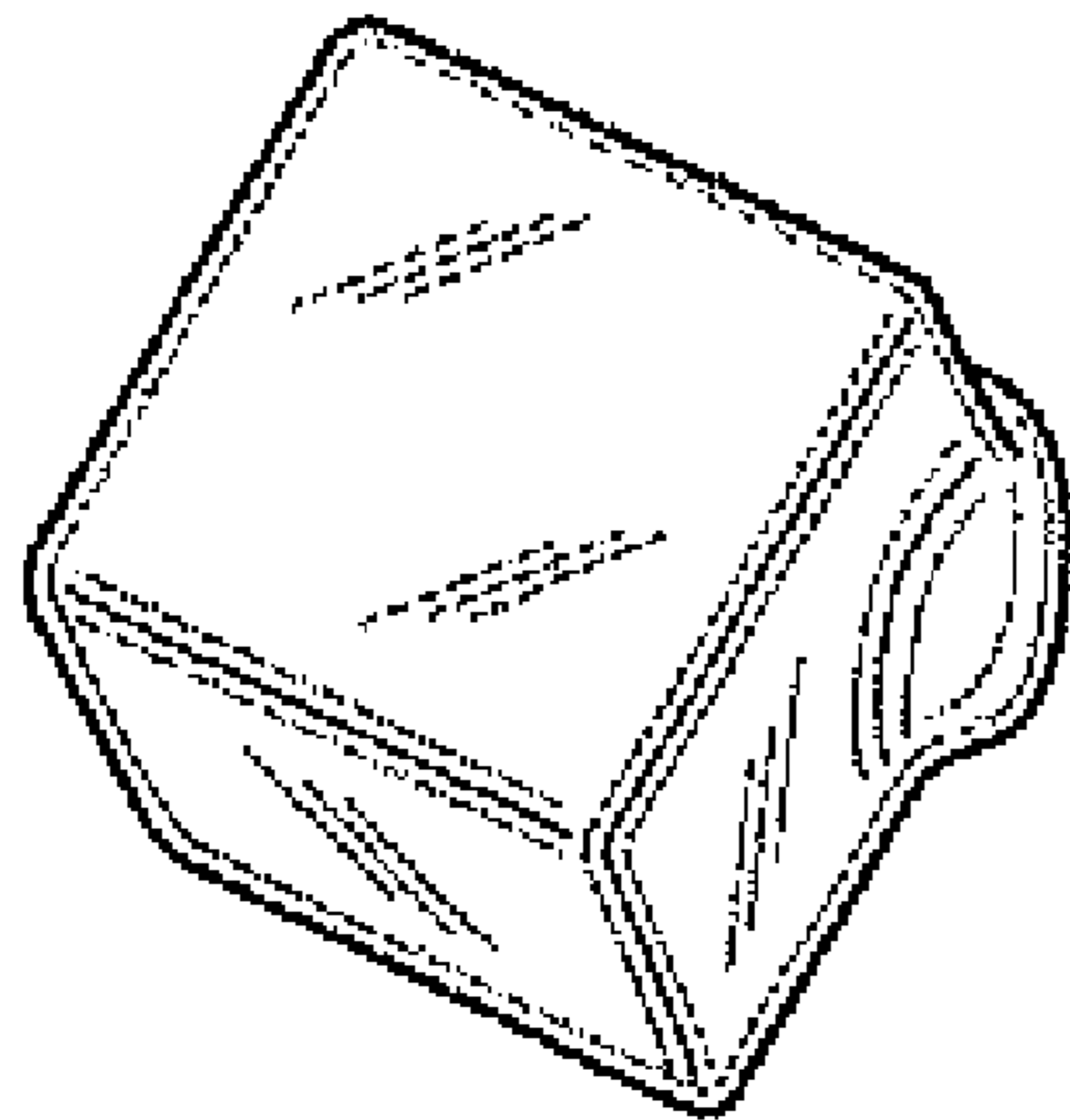


FIG. 1

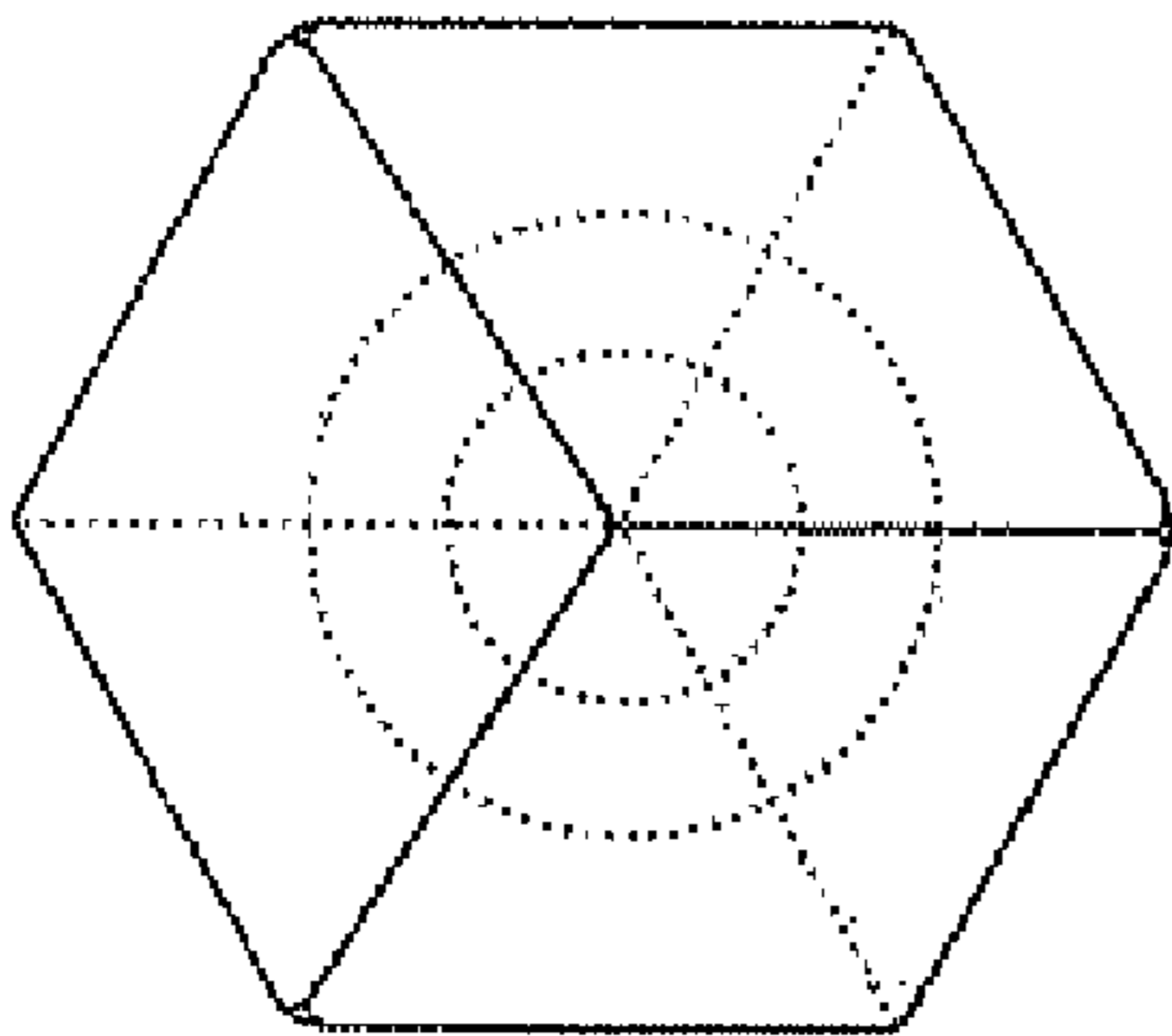


FIG. 2

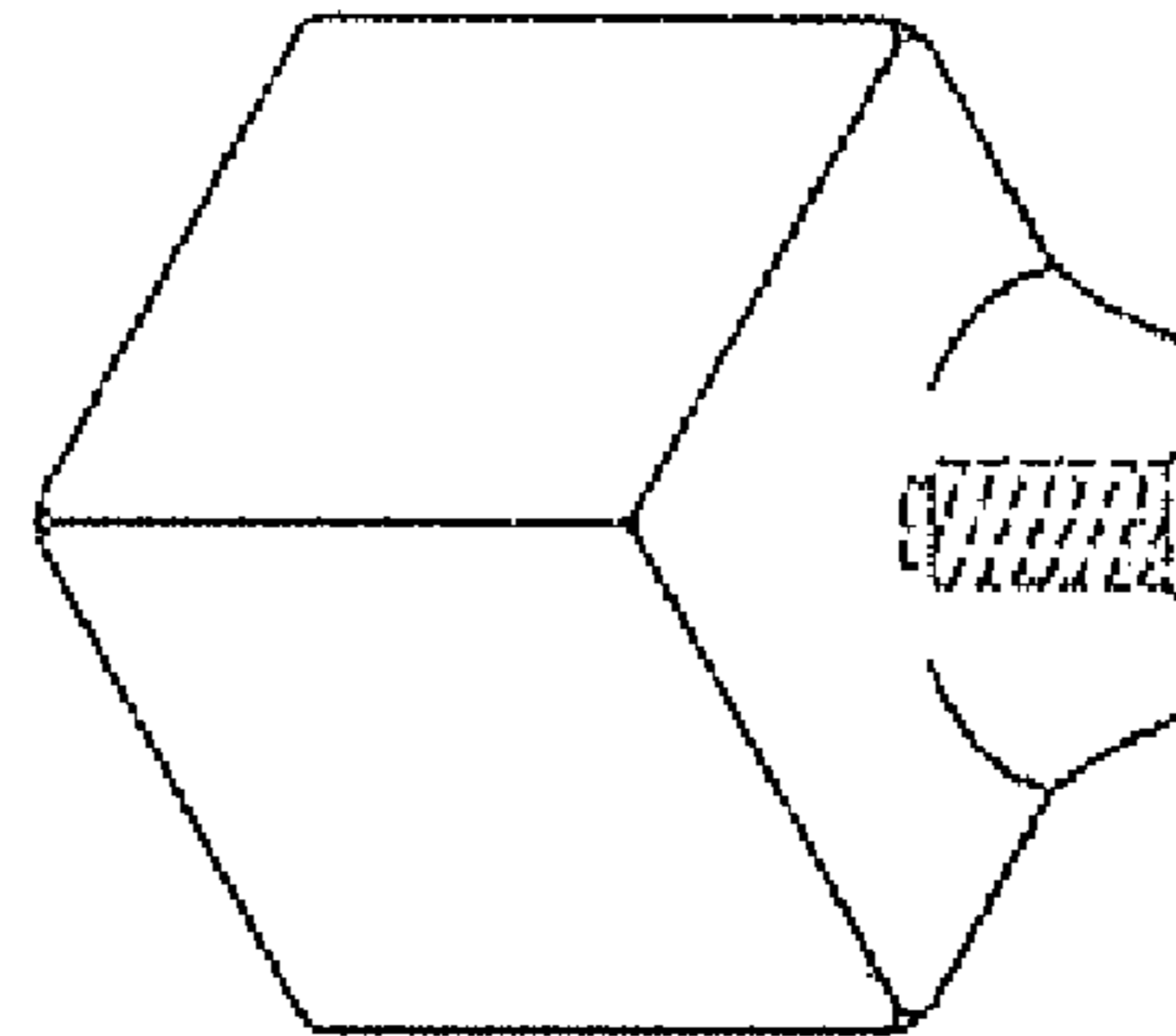


FIG. 3

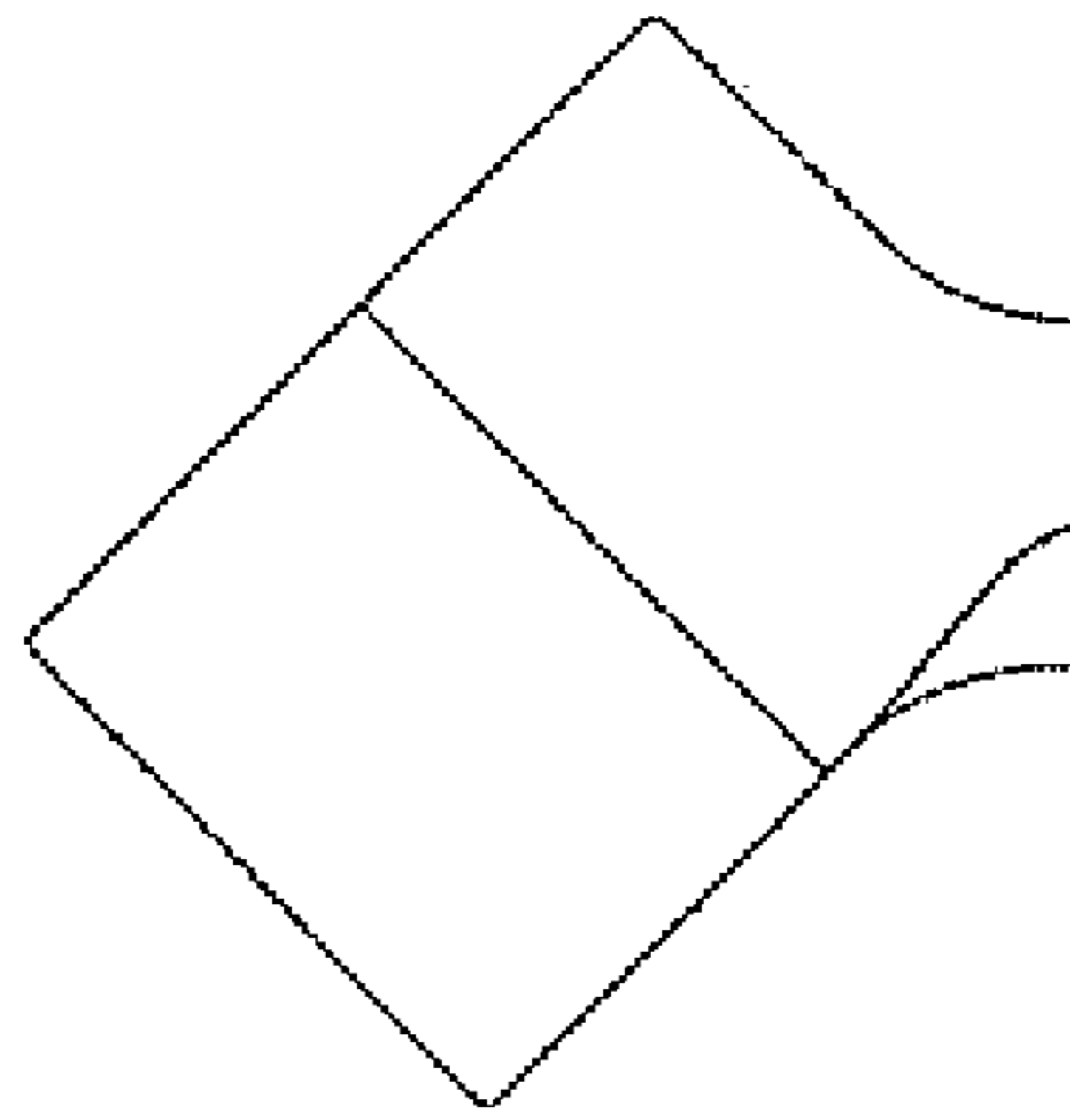


FIG. 4