



US00D567623S

(12) **United States Design Patent**
Lehmann

(10) **Patent No.:** **US D567,623 S**

(45) **Date of Patent:** **** Apr. 29, 2008**

(54) **TOOL HANDLE**

(75) Inventor: **Volker Lehmann**, Schonach (DE)

(73) Assignee: **Kunststoffwerk AG Buchs** (CH)

(**) Term: **14 Years**

(21) Appl. No.: **29/265,044**

(22) Filed: **Aug. 24, 2006**

(30) **Foreign Application Priority Data**

Feb. 27, 2006 (CH) 132604

(51) **LOC (8) Cl.** **08-05**

(52) **U.S. Cl.** **D8/107**

(58) **Field of Classification Search** D7/394,
D7/395, 649; D8/82-87, 300-303, 107,
D8/52-56; D24/146, 133; 16/110.1, 421-422,
16/426-431; 81/177.1-177.7, 436, 439-440,
81/489, 417

See application file for complete search history.

(56) **References Cited**

U.S. PATENT DOCUMENTS

D193,496 S *	8/1962	Jacoff	D8/83
D198,695 S *	7/1964	Cameron	D21/775
D252,495 S *	7/1979	Breger	D8/80
4,712,304 A *	12/1987	Sanelli	30/343
D407,267 S *	3/1999	Juhlin et al.	D7/401.2
D426,129 S *	6/2000	Pringle et al.	D8/80
D442,053 S *	5/2001	Jimenez	D8/95
D442,826 S	5/2001	Chien	
D466,388 S *	12/2002	Chemtob	D8/107
D480,913 S *	10/2003	Hughes	D7/395
6,662,406 B2 *	12/2003	Shonfeld et al.	16/431
D486,718 S *	2/2004	Goddert	D8/107

D494,426 S *	8/2004	Prokop	D7/652
D494,444 S *	8/2004	Hung	D8/107
D498,130 S *	11/2004	Tomchak et al.	D8/107
D499,886 S *	12/2004	Goulet et al.	D4/138
D503,308 S *	3/2005	Li	D7/401.2
D514,330 S *	2/2006	Potempa et al.	D4/138
D532,267 S *	11/2006	Chen	D8/52
D537,697 S *	3/2007	Jimenez	D8/80
D546,134 S *	7/2007	Leuze	D7/649
D554,428 S *	11/2007	Smith et al.	D7/401.2

* cited by examiner

Primary Examiner—Cathron Brooks

Assistant Examiner—Barbara Fox

(74) *Attorney, Agent, or Firm*—Dickstein, Shapiro, LLP.

(57) **CLAIM**

The ornamental design for the tool handle, as shown and described.

DESCRIPTION

FIG. 1 is a perspective view of the tool handle showing my new design;

FIG. 2 is one side view thereof;

FIG. 3 is the other side view thereof;

FIG. 4 is a top view thereof;

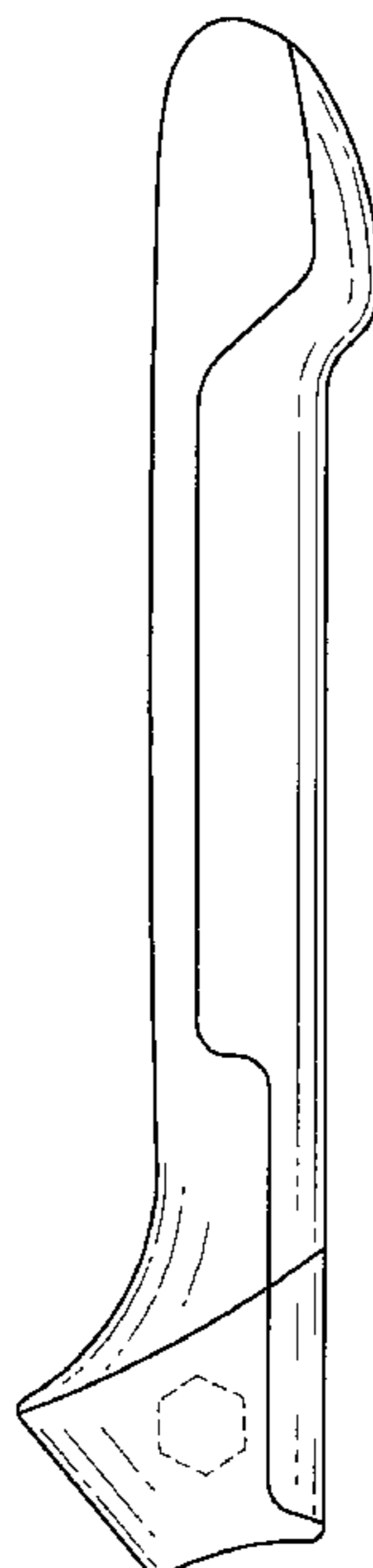
FIG. 5 is a bottom view thereof;

FIG. 6 is a rear view thereof; and,

FIG. 7 is a front view thereof.

The broken lines shown in the drawings illustrate unclaimed portions of the article and form no part of the claimed design.

1 Claim, 4 Drawing Sheets



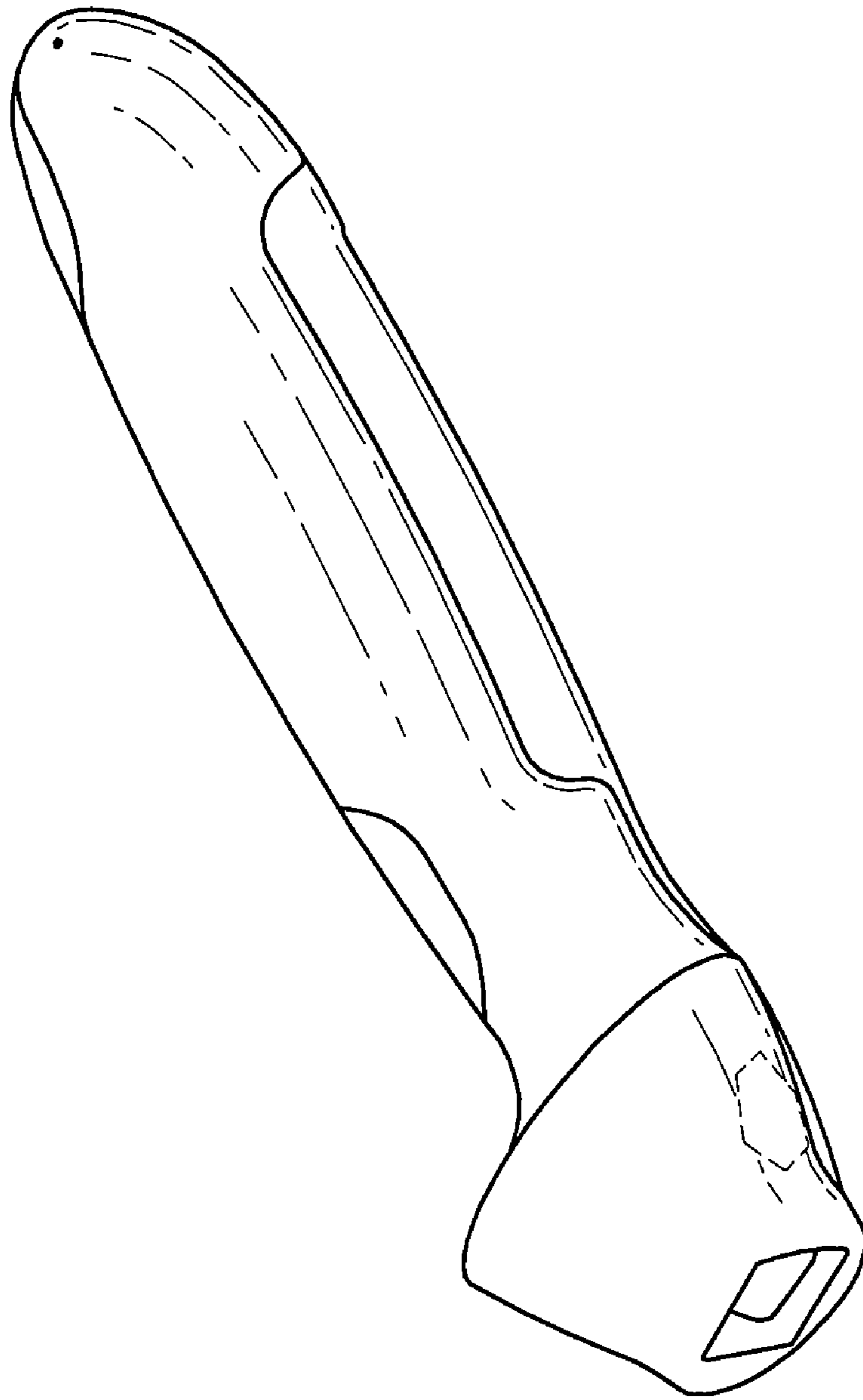


FIG. 1

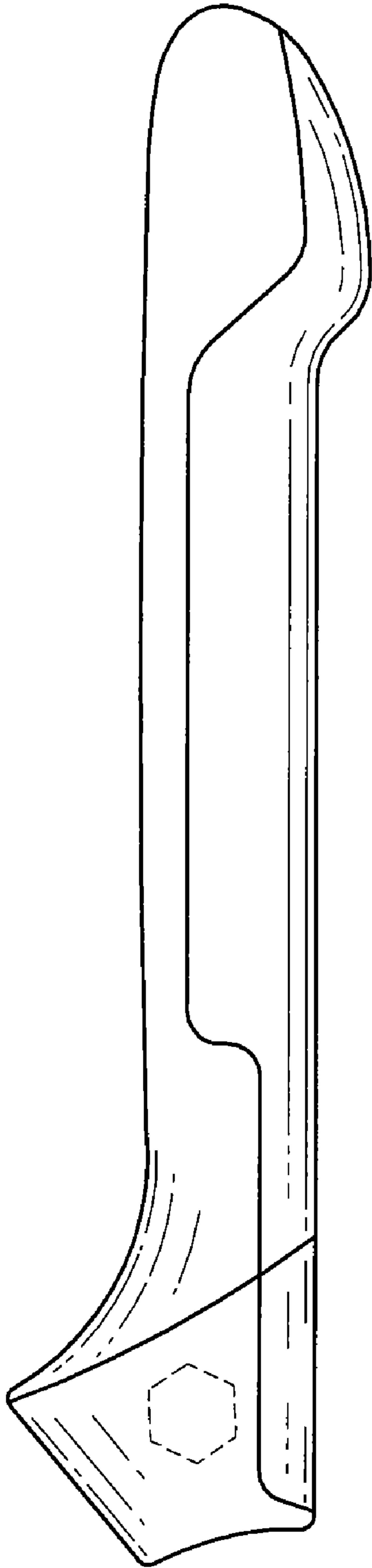


FIG. 2

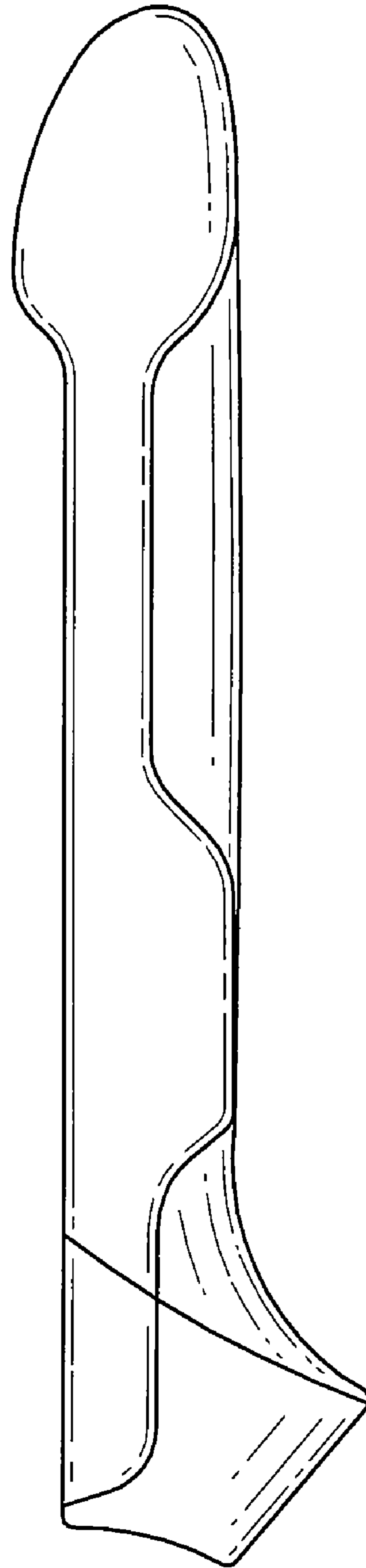


FIG. 3

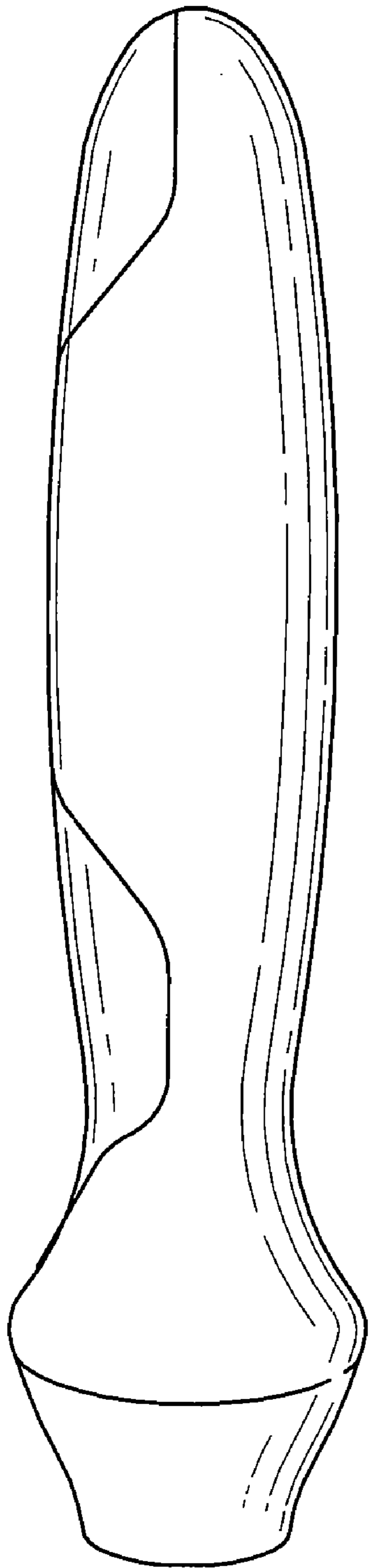


FIG. 4

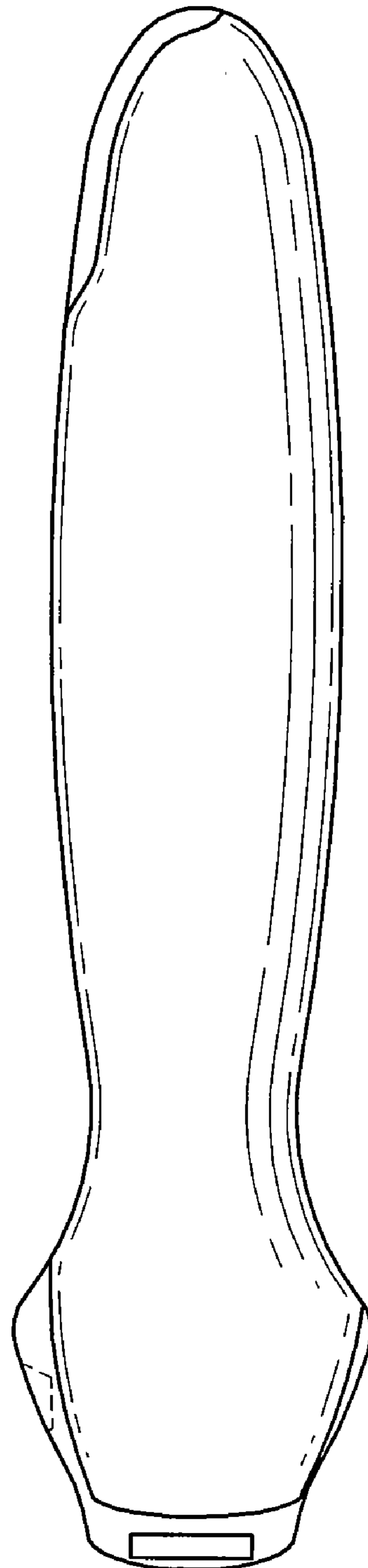


FIG. 5

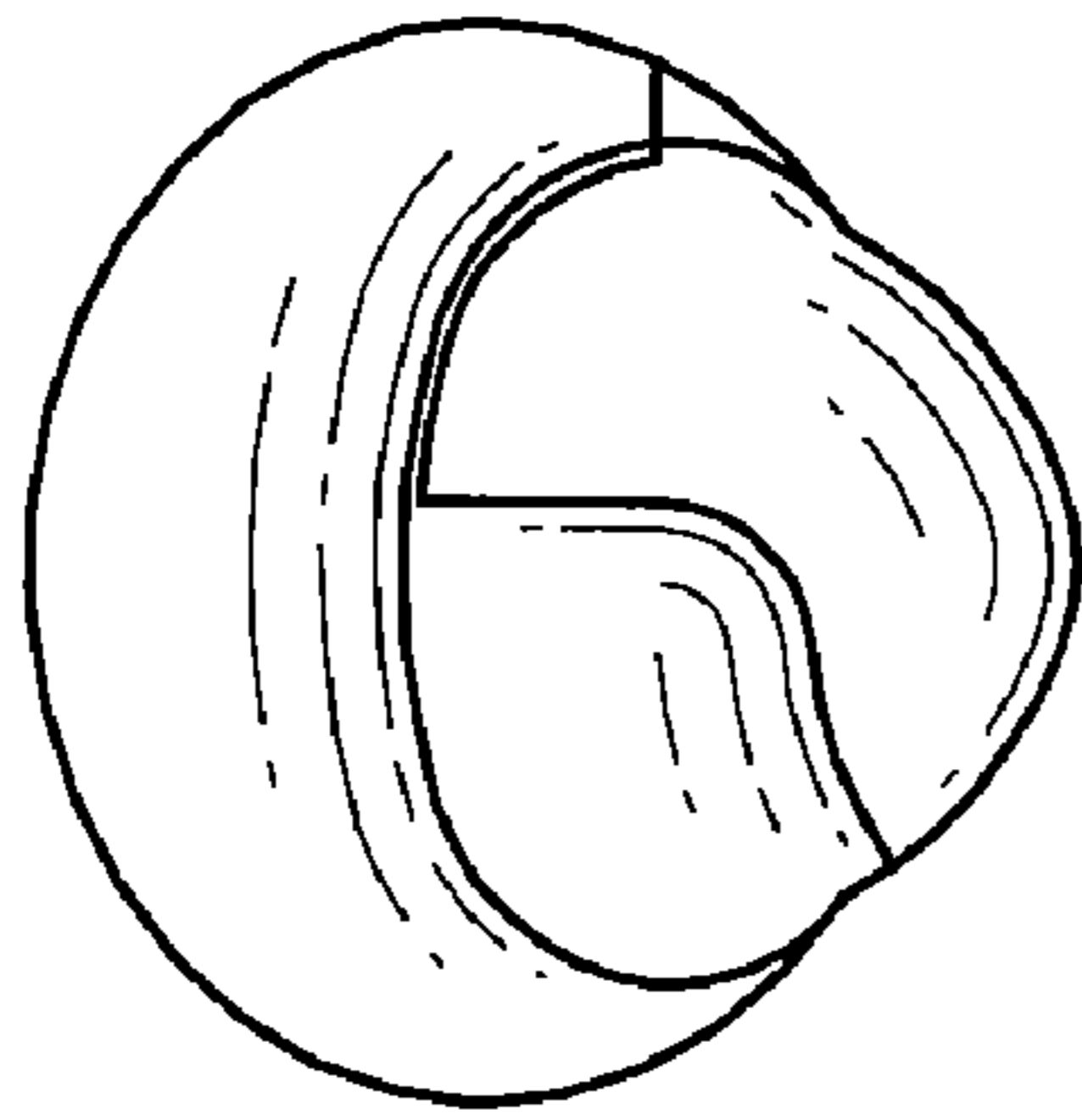


FIG. 6

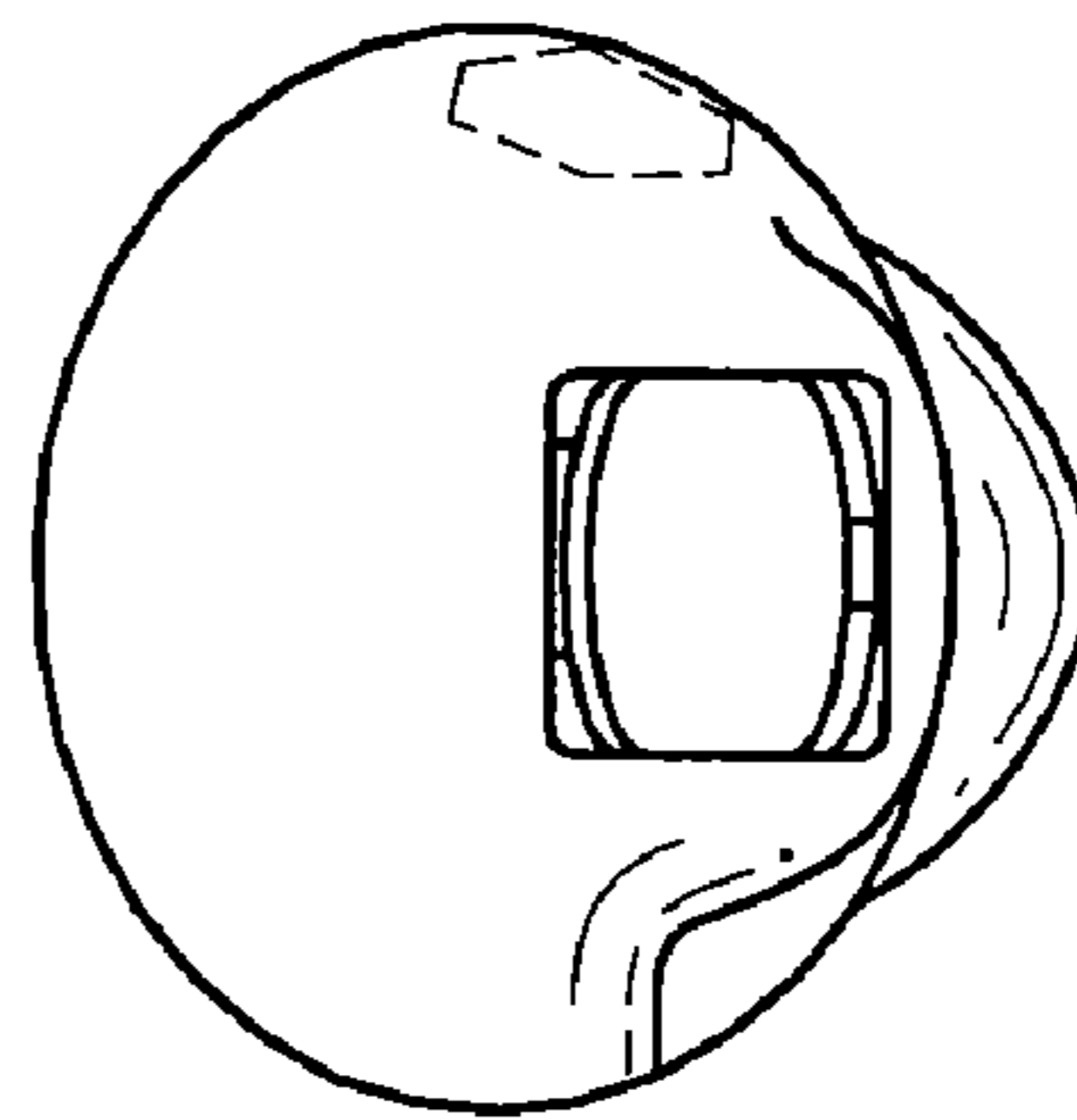


FIG. 7