



US00D567620S

(12) **United States Design Patent**  
**Martone et al.**

(10) **Patent No.:** **US D567,620 S**  
(45) **Date of Patent:** **\*\* Apr. 29, 2008**

(54) **DEMOLITION TOOL**

(75) Inventors: **Joseph Martone**, Bristol, CT (US);  
**Eric Ranieri**, Besancon (FR)

(73) Assignee: **The Stanley Works**, New Britain, CT  
(US)

(\*\*) Term: **14 Years**

(21) Appl. No.: **29/287,310**

(22) Filed: **Jul. 23, 2007**

**Related U.S. Application Data**

(63) Continuation of application No. 29/257,020, filed on  
Mar. 29, 2006.

(51) **LOC (8) Cl.** ..... **08-02**

(52) **U.S. Cl.** ..... **D8/81; D8/79**

(58) **Field of Classification Search** ..... **D8/75,**  
**D8/77, 6, 78, 79, 80, 81, 105, 88, 89; 7/143,**  
**7/144, 145, 146, 147, 166; 81/20, 21, 22,**  
**81/26; 254/25, 26 R**

See application file for complete search history.

(56) **References Cited**

**U.S. PATENT DOCUMENTS**

37,920 A	3/1863	Penny
89,013 A	4/1869	Blake
439,336 A	10/1890	Zitlow
486,300 A	11/1892	Scheid
513,271 A	1/1894	Matthews
563,848 A	7/1896	Dunham
743,823 A	11/1903	Bryar
845,975 A	3/1907	Patterson
868,733 A	10/1907	Walker
884,229 A	4/1908	Sparks
914,199 A	3/1909	Stiren
935,459 A	9/1909	Carr
1,114,837 A	10/1914	Wilson
1,465,009 A	8/1923	Wasseth
1,469,472 A	10/1923	Bangert
1,472,517 A	10/1923	Fry
1,514,060 A	11/1924	McCallum

1,613,729 A	1/1927	Shearwood
1,689,685 A	10/1928	Reeves
1,763,353 A	6/1930	Heller
2,239,719 A	4/1941	Jarrett ..... 254/26
2,491,129 A	12/1949	Nieuwsma ..... 254/26
D164,705 S	10/1951	Moses ..... D54/13
2,896,910 A	7/1959	Cooper et al. .... 254/131
2,937,004 A	5/1960	Striani ..... 254/131
3,134,574 A	5/1964	Reuterfors ..... 254/25
D226,162 S	1/1973	Ziaylek et al. .... D8/5
3,760,656 A	9/1973	Veach ..... 81/3

(Continued)

**FOREIGN PATENT DOCUMENTS**

CA 2 296 048 7/2001

(Continued)

*Primary Examiner*—Philip Hyder

(74) *Attorney, Agent, or Firm*—Pillsbury Winthrop Shaw  
Pittman, LLP

(57)

**CLAIM**

The ornamental design for a demolition tool, as shown and  
described.

**DESCRIPTION**

FIG. 1 is a perspective illustration, from the front and left  
side, of a demolition tool according to our design;

FIG. 2 is a side elevational view thereof from the left side;

FIG. 3 is a top plan view thereof;

FIG. 4 is a front elevational view thereof;

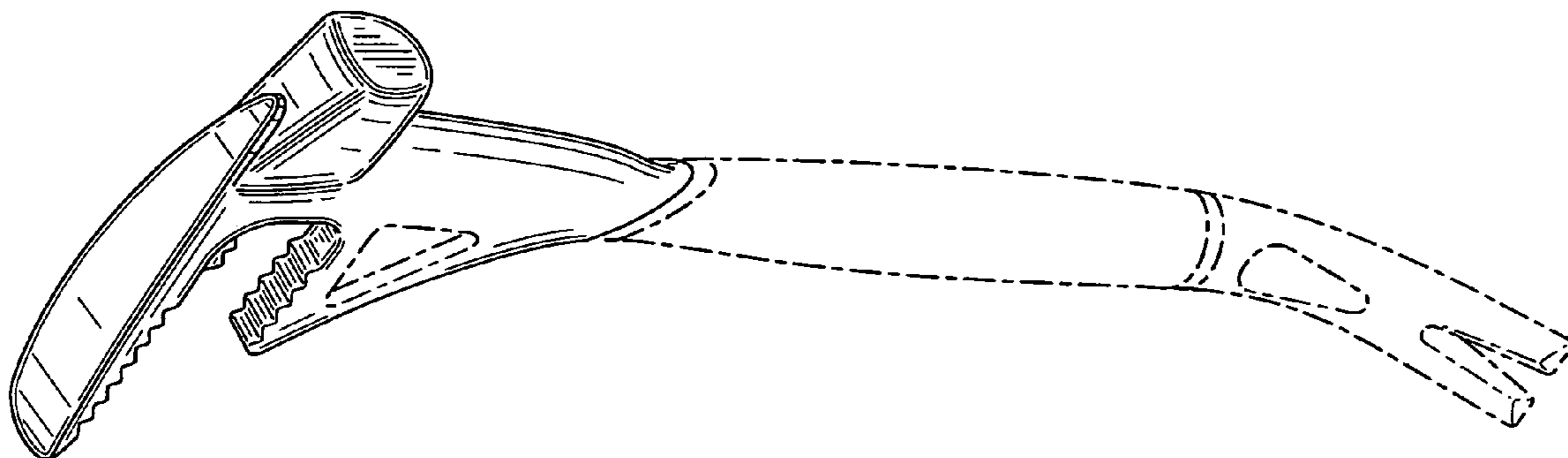
FIG. 5 is a side elevational view thereof from the right side;

FIG. 6 is a bottom plan view thereof; and,

FIG. 7 is a back elevational view thereof.

The broken line showing of portions and features is included  
for the purpose of illustrating unclaimed subject matter and  
forms no part of the claimed design.

**1 Claim, 7 Drawing Sheets**



# US D567,620 S

Page 2

## U.S. PATENT DOCUMENTS

4,028,757 A	6/1977	Young	7/8.1 R	5,896,607 A	4/1999	Hagan	7/166
4,039,140 A	8/1977	Pulliam	254/25	D422,860 S *	4/2000	Vinar	D8/40
4,408,505 A	10/1983	Cook	81/98	6,186,475 B1	2/2001	Selepouchin	25/293
D271,275 S	11/1983	Richilano	D8/26	6,220,124 B1	4/2001	Perkins	81/174
D274,032 S	5/1984	Lai	D8/55	D449,770 S	10/2001	Chen	D8/75
4,476,596 A	10/1984	Fortune	7/138	6,298,754 B1	10/2001	Brown	81/125.1
4,597,123 A *	7/1986	Cobe, Jr.	7/138	6,352,009 B1	3/2002	Gaidjergis	81/44
D291,402 S	8/1987	Square	D8/75	6,435,059 B1	8/2002	Martinez	81/20
D300,111 S	3/1989	Square	D8/75	6,604,728 B1	8/2003	Boydon	254/25
D318,211 S	7/1991	D'Onofrio	D8/89	6,637,061 B1	10/2003	Spracklin et al.	7/138
5,033,501 A	7/1991	Stehling	137/296	D496,244 S	9/2004	Boydon	D8/75
5,044,033 A	9/1991	Fosberg	7/166	D499,322 S	12/2004	Hung	D8/81
D337,492 S	7/1993	Ryan et al.	D8/21	6,899,001 B1	5/2005	Sanders et al.	81/176.3
5,282,287 A	2/1994	Aube	7/146	D507,167 S	7/2005	Richardson	D8/81
D351,326 S	10/1994	Schwengel	D8/88	D525,506 S *	7/2006	Downing, Jr.	D8/78
D359,220 S	6/1995	Vinar	D8/105	2004/0045411 A1	3/2004	Youngren et al.	81/20
5,428,853 A	7/1995	Menke et al.	7/138	2006/0075572 A1	4/2006	Young	7/138
D384,264 S	9/1997	Liou	D8/105				
D388,303 S	12/1997	Berggren	D8/81				
D390,082 S	2/1998	Higgs	D8/81				
5,768,956 A	6/1998	Coonrad	81/20				
5,845,354 A	12/1998	Long et al.	7/139				
5,850,650 A	12/1998	Karsnia	7/146				

## FOREIGN PATENT DOCUMENTS

DE	199 37 951 A1	3/2000
DE	20 2005 007 075 U1	4/2006
GB	276509	9/1926
GB	2 355 223 A	4/2001

\* cited by examiner

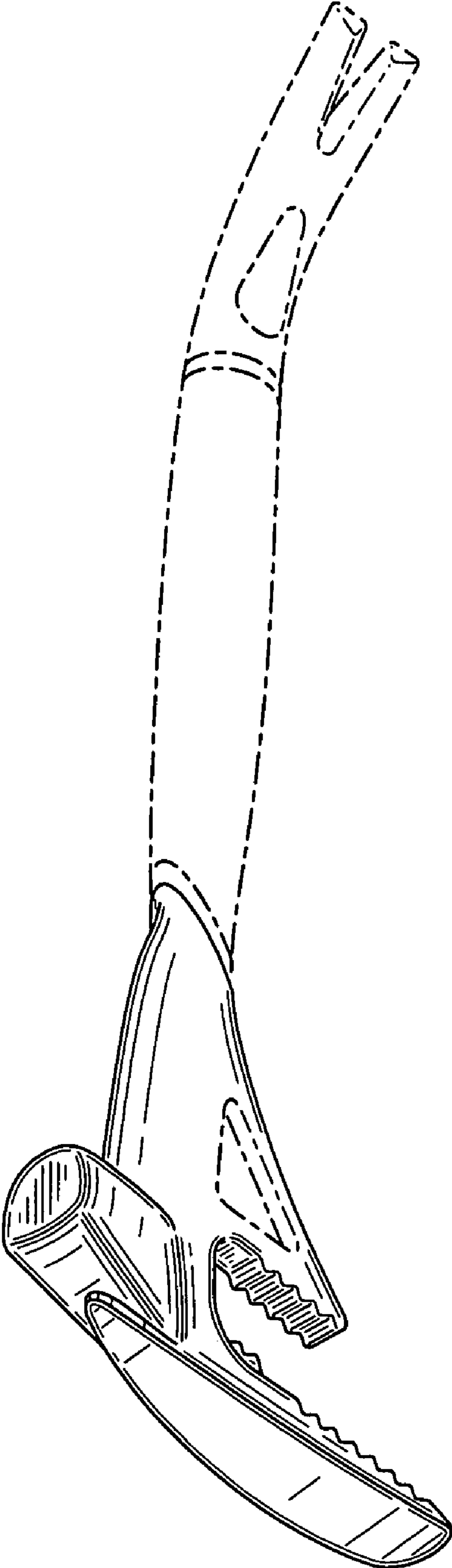


Figure 1

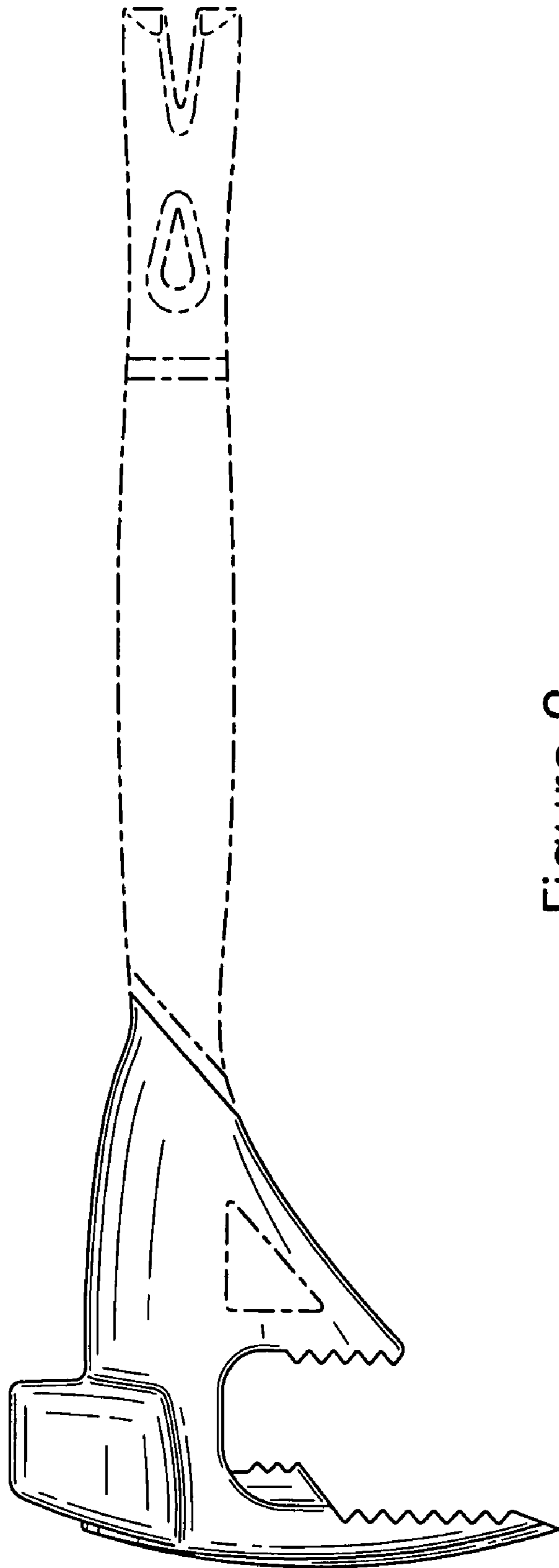


Figure 2

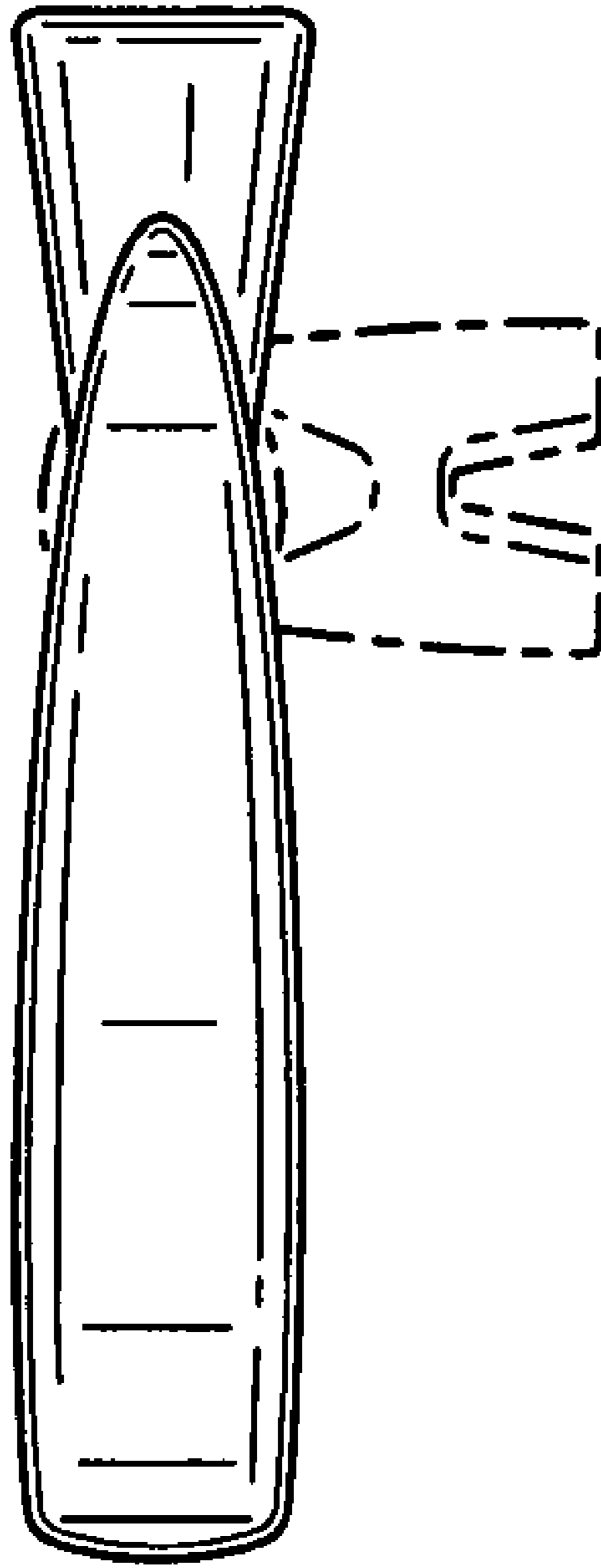


Figure 3

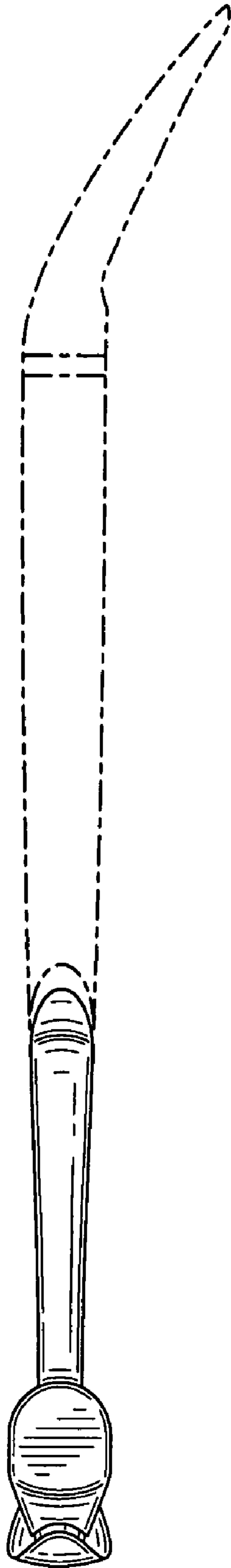


Figure 4

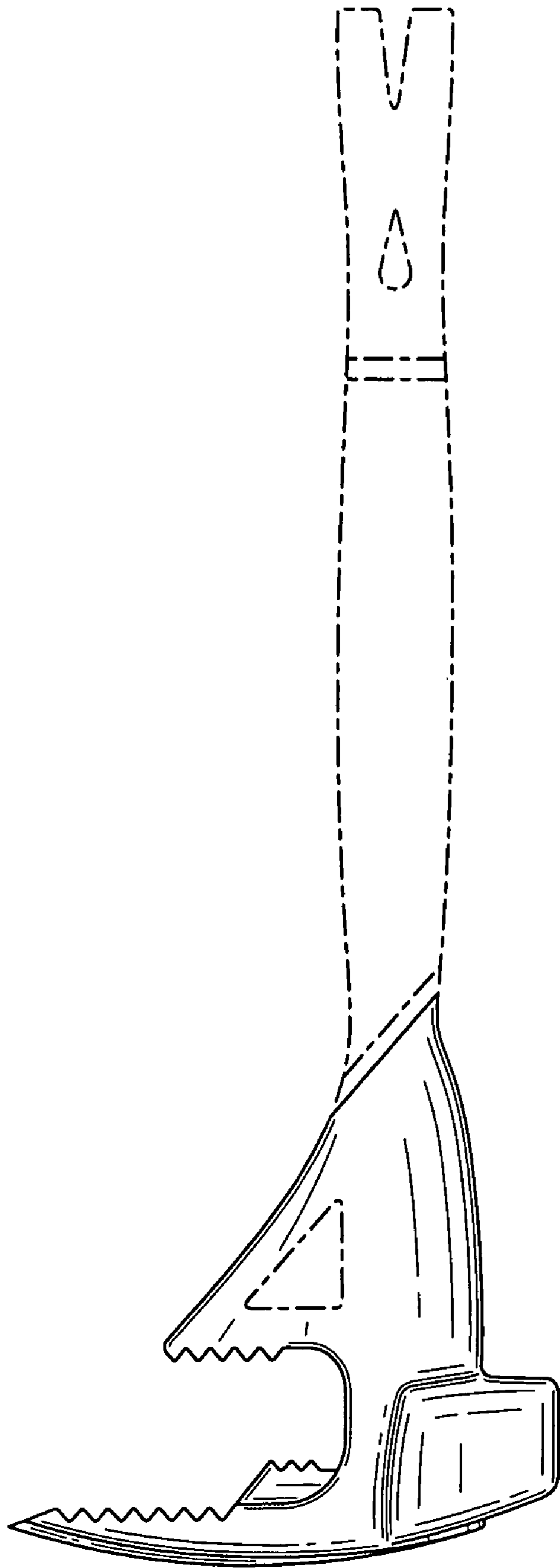


Figure 5

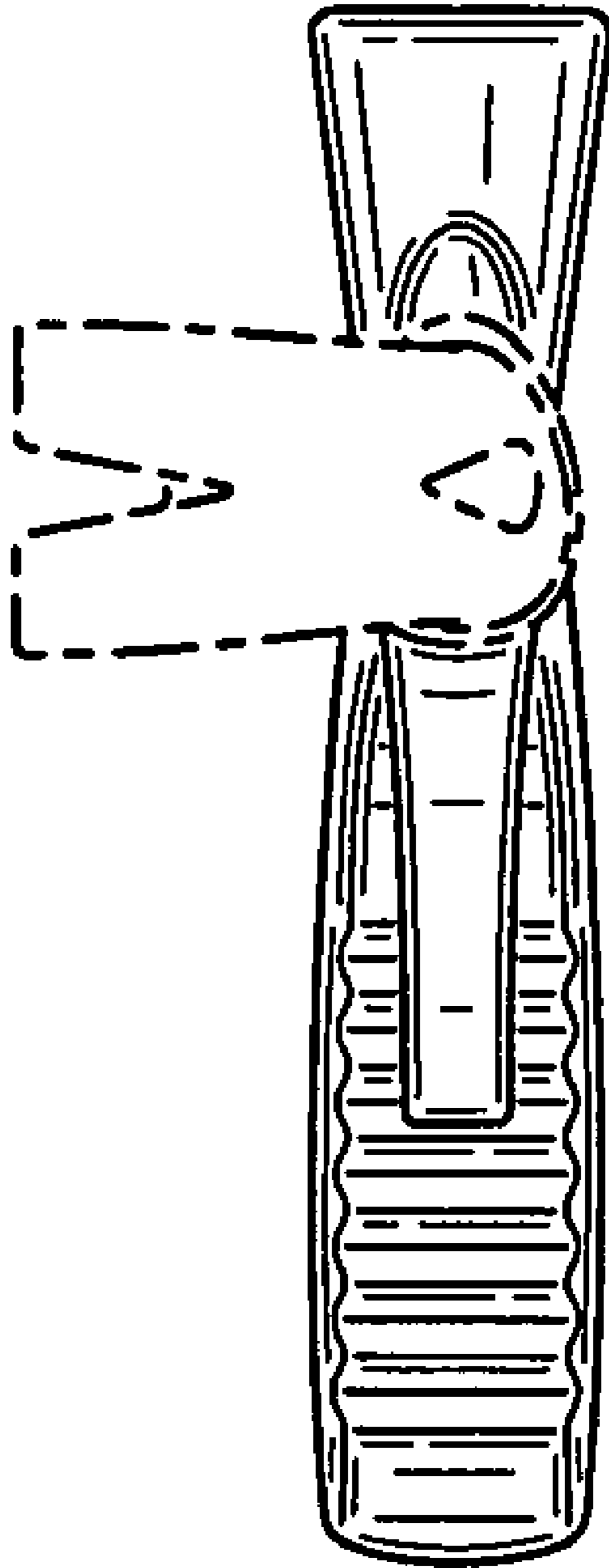


Figure 6






Figure 7