



US00D567602S

(12) **United States Design Patent**  
**Choy et al.**

(10) **Patent No.:** **US D567,602 S**  
(45) **Date of Patent:** **\*\* Apr. 29, 2008**

(54) **SNOWBALL FORMER AND LAUNCHER**

(76) Inventors: **Andrew Lee Choy**, 25 Chilton Ave.,  
San Francisco, CA (US) 94131; **Pieter**  
**Schouten**, 2414 Dowling Pl., Berkeley,  
CA (US) 94705

(\*\*) Term: **14 Years**

(21) Appl. No.: **29/253,697**

(22) Filed: **Feb. 9, 2006**

(51) **LOC (8) Cl.** ..... **08-05**

(52) **U.S. Cl.** ..... **D8/14; D8/51**

(58) **Field of Classification Search** ..... D21/453,  
D21/454, 698, 722, 723, 724, 791, 811, 789,  
D21/484, 498; D8/14, 51, 52, 105, 106,  
D8/107, 303; D7/669, 670, 672, 681; 425/318,  
425/276, 278, 279, 282, 286; 124/5; 249/170,  
249/171, 172, 173

See application file for complete search history.

(56) **References Cited**

**U.S. PATENT DOCUMENTS**

436,818 A	9/1890	Wiatt et al.	
996,449 A	6/1911	Bodenstein	
1,224,007 A *	4/1917	Moos	425/187
1,888,739 A *	11/1932	Sanders	425/278
2,003,197 A	5/1935	Jackson	
2,629,344 A	2/1953	Maxwell	
2,948,275 A	8/1960	Smith	
3,059,273 A	10/1962	Blevins et al.	
3,472,217 A *	10/1969	Erickson	124/5
3,685,942 A	8/1972	Shaffer	
3,836,308 A	9/1974	Upright	
3,841,292 A *	10/1974	Hoffman	124/5
4,163,639 A	8/1979	Stern et al.	
D263,196 S *	3/1982	Dickinson	D7/670
D268,037 S	2/1983	Wiseltier et al.	
D297,499 S *	9/1988	Whitney	D8/14
4,859,167 A	8/1989	Maerz et al.	
5,000,153 A	3/1991	Zimmerman et al.	
5,080,572 A	1/1992	Sage	
D323,772 S	2/1992	Sage	

D324,979 S *	3/1992	Aguirre	D7/669
D342,002 S	12/1993	Sage	
5,305,687 A *	4/1994	Cantrell et al.	99/440
D408,703 S *	4/1999	Hreha et al.	D8/107
D424,640 S *	5/2000	Oblack	D21/722
6,076,829 A	6/2000	Oblack	
D432,381 S *	10/2000	Khachatoorian	D8/107
D435,069 S *	12/2000	Berardelli	D21/484
D478,483 S *	8/2003	Kotsonis	D7/670

(Continued)

**OTHER PUBLICATIONS**

“Snowchuck” blog entry, dated Jan. 20, 2005. Flowlab San Francisco blog, flowlab.wordpress.com/2005/01/.  
Abstract for DE 20300813U1, undated. (DE Document Published Aug. 14, 2003.)

*Primary Examiner*—Cathron Brooks  
*Assistant Examiner*—Deanna Fluegeman  
(74) *Attorney, Agent, or Firm*—Michael E. Woods

(57) **CLAIM**

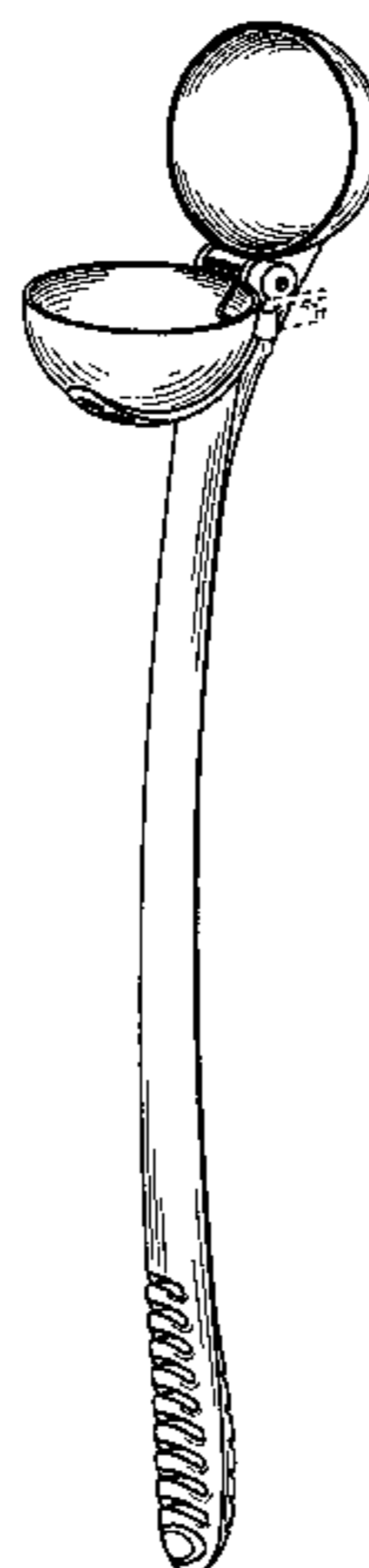
The ornamental design for snowball former and launcher, as shown and described.

**DESCRIPTION**

FIG. 1 is a front, right-side perspective view of a snowball former/launcher according to the invention;  
FIG. 2 is a front plan view thereof;  
FIG. 3 is a right-side plan view thereof;  
FIG. 4 is a left-side plan view thereof;  
FIG. 5 is a rear plan view thereof;  
FIG. 6 is a top plan view thereof; and,  
FIG. 7 is a bottom plan view thereof.

The broken line showing of portions of the snowball former and launcher are included for the purpose of illustrating environmental structure and forms no part of the claimed design.

**1 Claim, 3 Drawing Sheets**



# US D567,602 S

Page 2

---

U.S. PATENT DOCUMENTS			
D478,492	S *	8/2003	Levine et al. .... D8/80
D484,938	S	1/2004	Tu
D515,387	S *	2/2006	Hung ..... D8/107
D525,670	S *	7/2006	Green ..... D21/722
7,128,556	B2 *	10/2006	Wessells et al. .... 425/276
D534,411	S *	1/2007	Kuo ..... D8/107
2005/0028800	A1 *	2/2005	Wessells et al. .... 124/5
2005/0241191	A1 *	11/2005	Choy et al. .... 37/260

\* cited by examiner

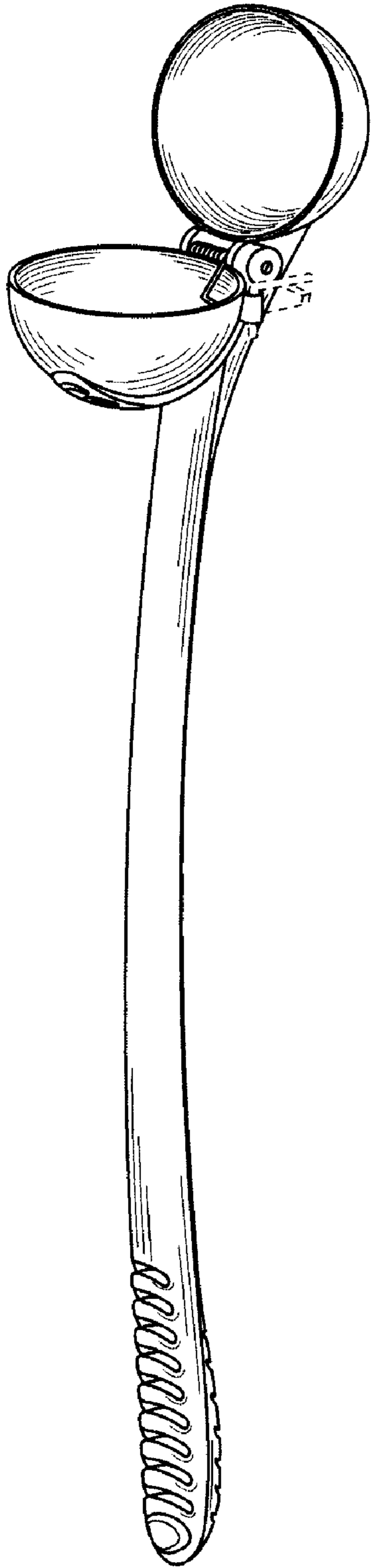


FIG. 1

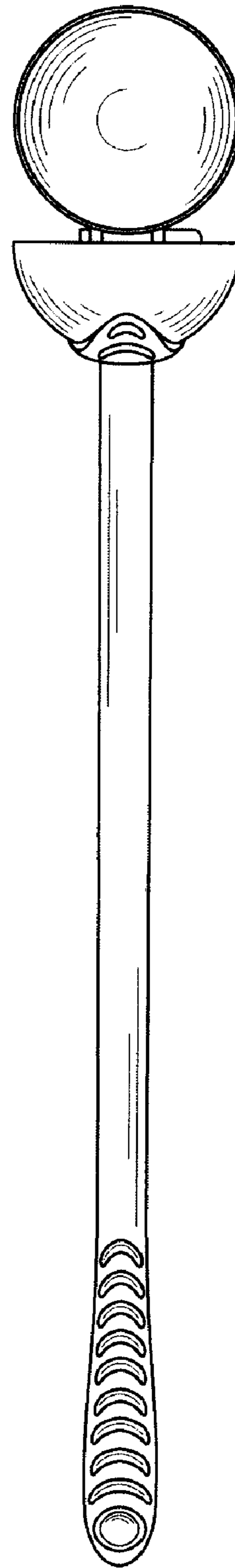


FIG. 2



FIG. 3

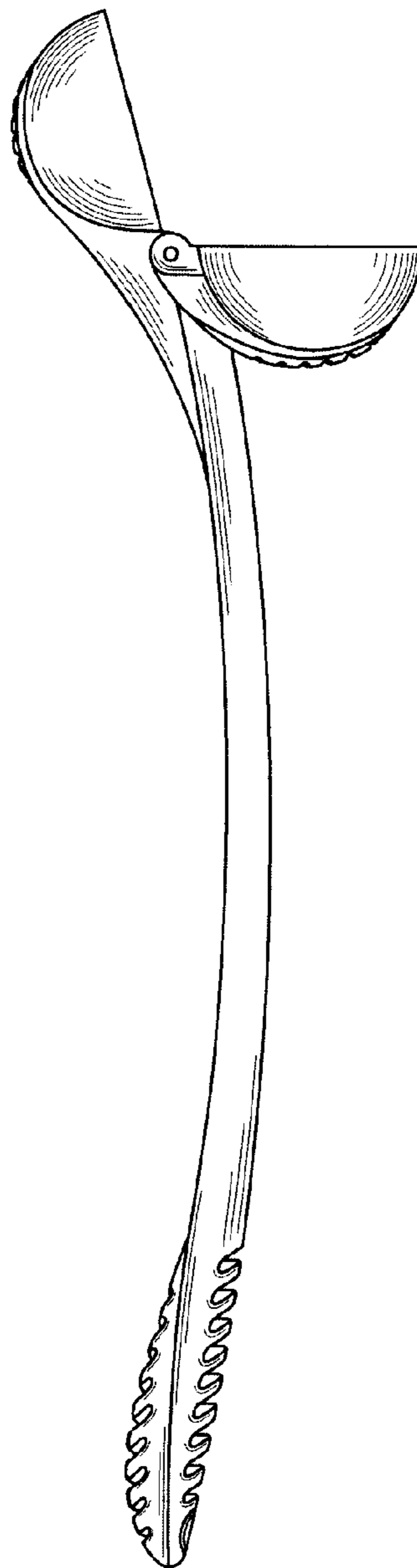


FIG. 4

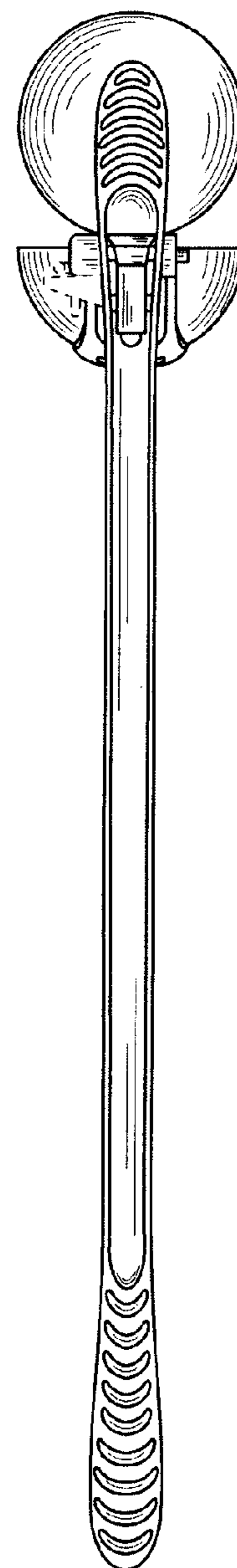
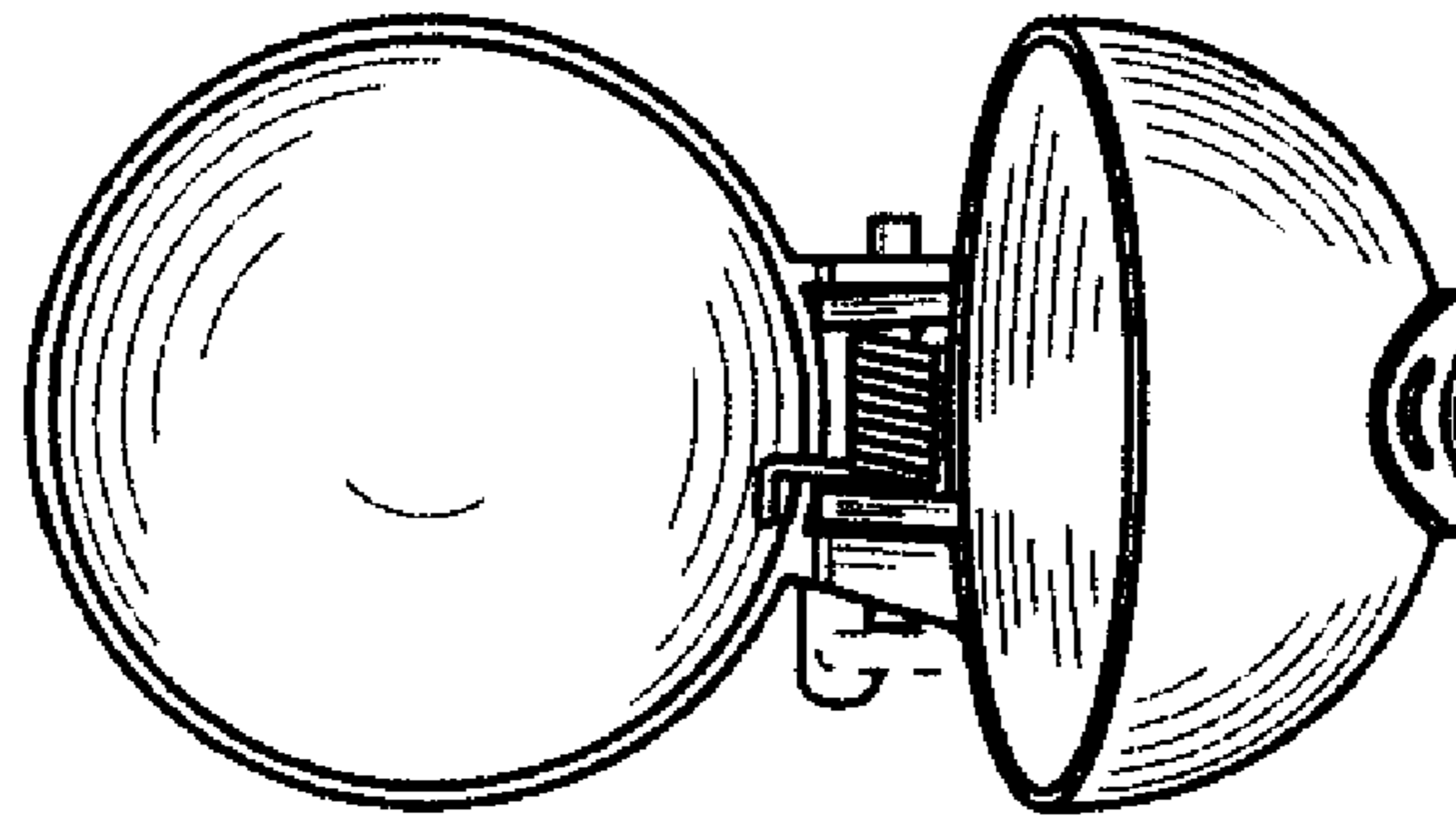
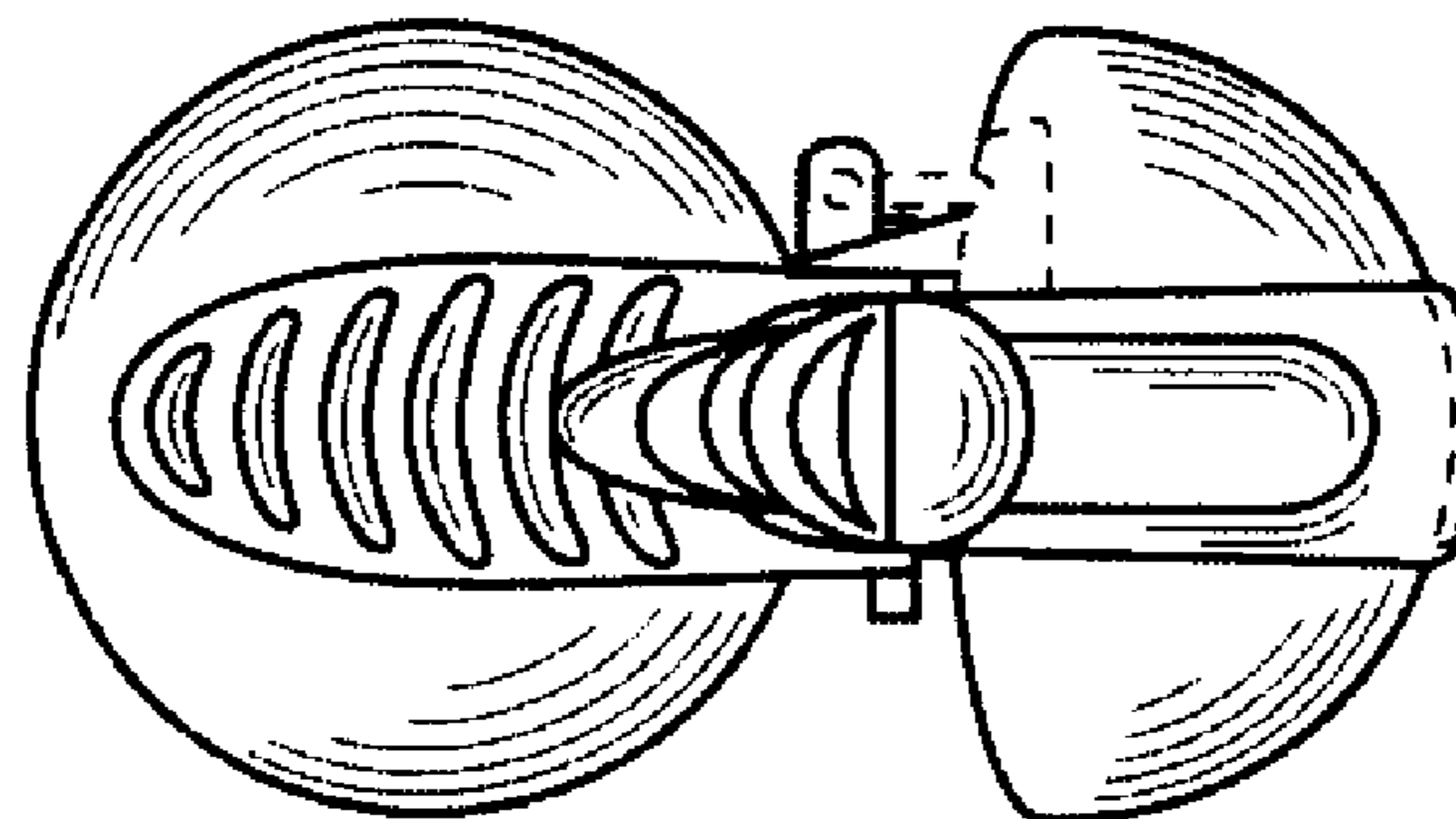


FIG. 5



**FIG. 6**



**FIG. 7**