

US00D567597S

(12) **United States Design Patent**
Shamoon

(10) **Patent No.:** **US D567,597 S**

(45) **Date of Patent:** **** Apr. 29, 2008**

(54) **SPATTER SHIELD**

(76) **Inventor:** **Ellis N. Shamoon**, 2833 Park Bridge Ct., Dallas, TX (US) 75219

(**) **Term:** **14 Years**

(21) **Appl. No.:** **29/279,516**

(22) **Filed:** **May 2, 2007**

(51) **LOC (8) Cl.** **07-04**

(52) **U.S. Cl.** **D7/667**

(58) **Field of Classification Search** D7/667,
D7/669, 391; 366/347; 210/470, 471; 99/339,
99/341, 422, 645; 220/369, 370, 731, 573.1,
220/912

See application file for complete search history.

(56) **References Cited**

U.S. PATENT DOCUMENTS

- 3,452,895 A * 7/1969 Kalkowski 220/370
- 3,777,653 A * 12/1973 Carruth 99/339
- 3,809,281 A * 5/1974 Kalkowski 220/370
- D359,202 S * 6/1995 Cousins et al. D7/667

- 5,992,675 A * 11/1999 Kerr 220/370
- 6,035,766 A * 3/2000 Schirmer 99/422
- D494,427 S * 8/2004 Kaposi et al. D7/667

* cited by examiner

Primary Examiner—Terry A Wallace

(74) *Attorney, Agent, or Firm*—Daniel V. Thompson

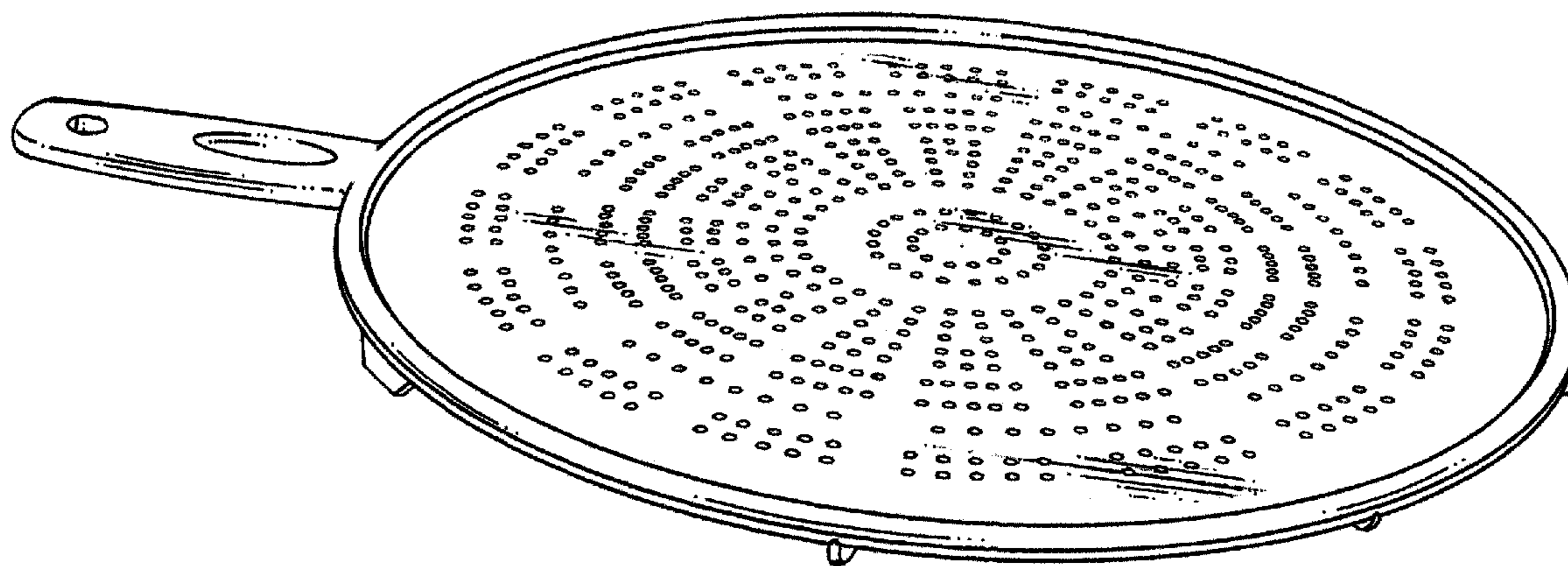
(57) **CLAIM**

The ornamental design for a “spatter shield,” as shown and described.

DESCRIPTION

- FIG. 1 is a perspective view;
- FIG. 2 is a front view;
- FIG. 3 is a back view;
- FIG. 4 is a side view;
- FIG. 5 is a side view similar to FIG. 4 rotated 180 degrees;
- FIG. 6 is a top view; and,
- FIG. 7 is a bottom view.

1 Claim, 5 Drawing Sheets



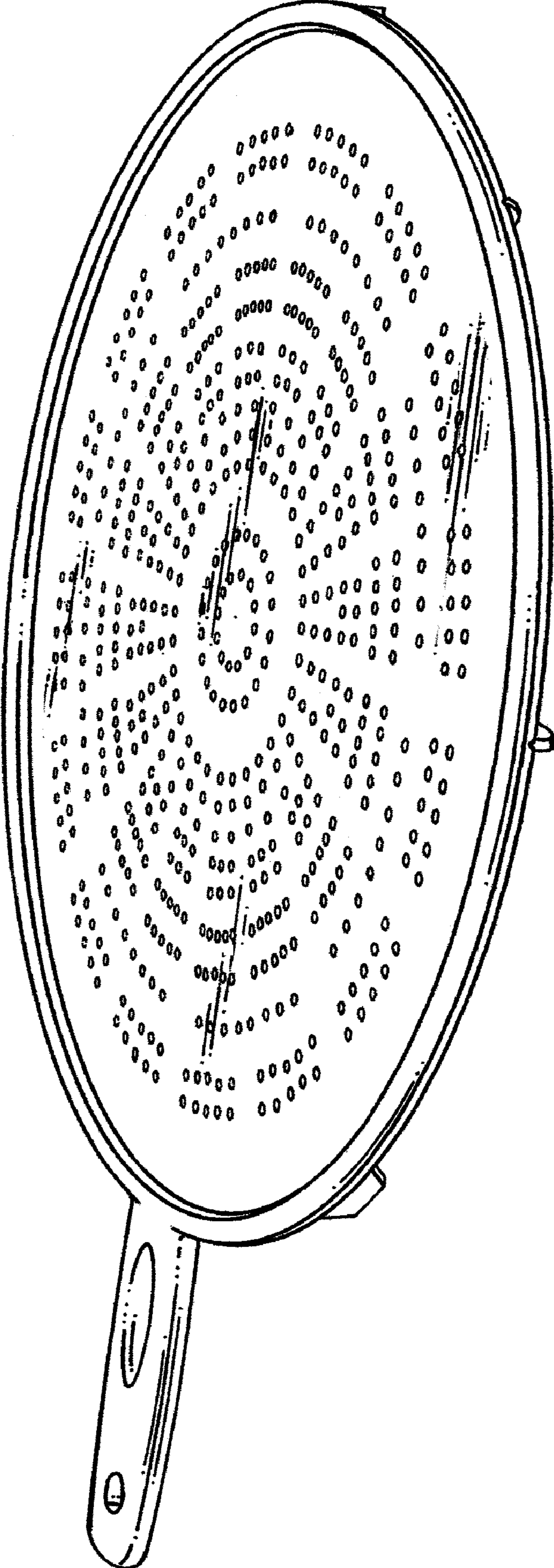


FIG. 1



FIG. 2



FIG. 3



FIG. 4

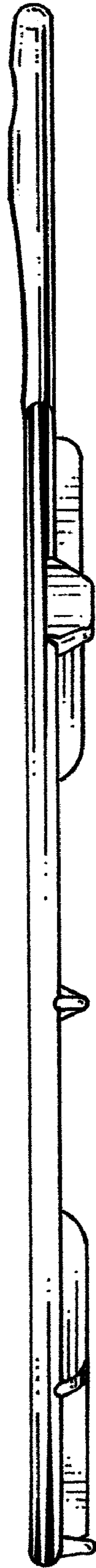


FIG. 5

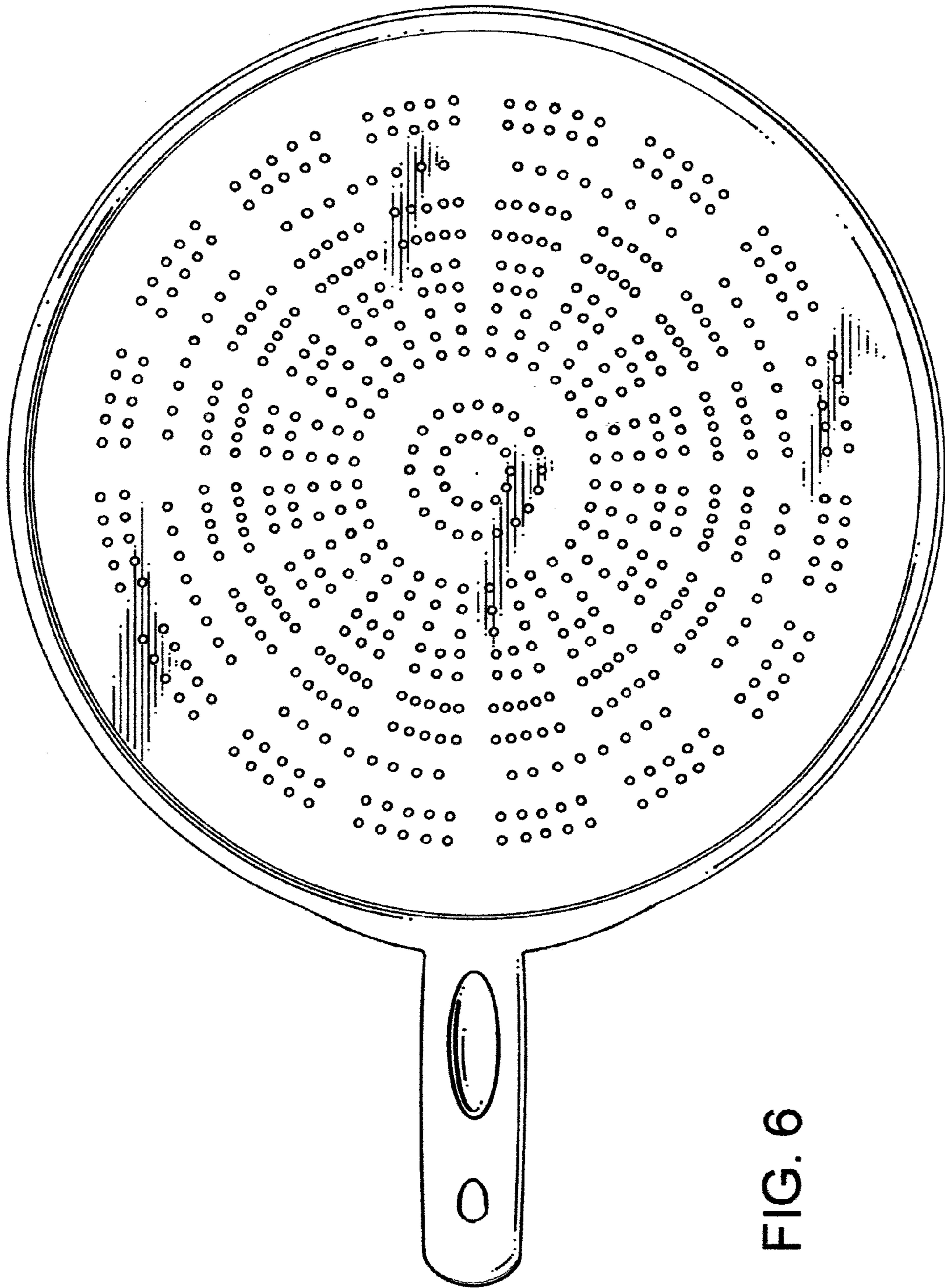


FIG. 6

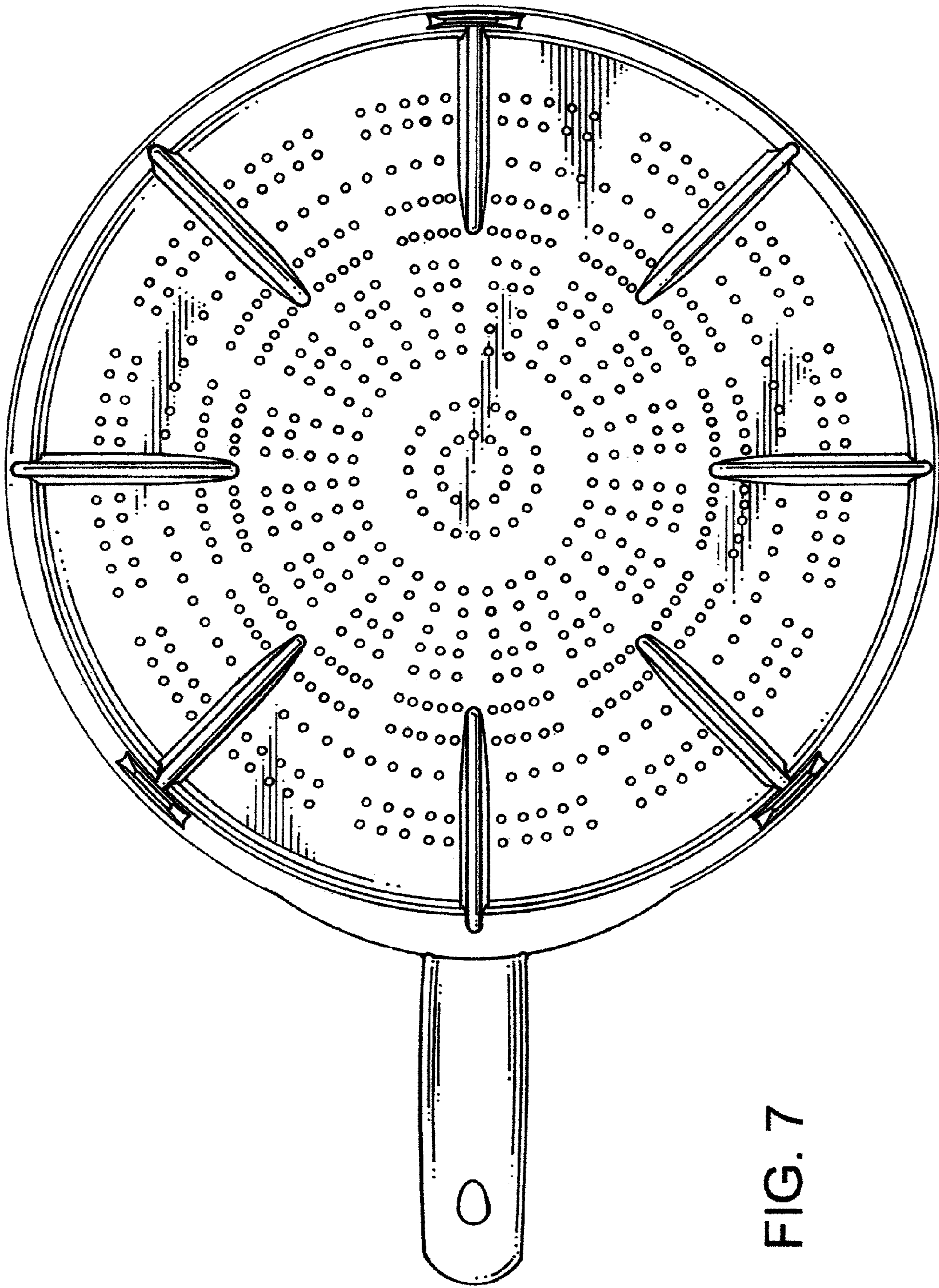


FIG. 7