



US00D567592S

(12) **United States Design Patent**  
**Fite, IV et al.**

(10) **Patent No.:** **US D567,592 S**  
(45) **Date of Patent:** **\*\* Apr. 29, 2008**

(54) **FOLDABLE PLASTIC BOWL**

D452,633 S \* 1/2002 Valkovich ..... D7/400  
D544,755 S \* 6/2007 Diesman ..... D7/602

(76) Inventors: **Francis Bartow Fite, IV**, 730 39<sup>th</sup>  
Ave., Seattle, WA (US) 98122; **Ng Hon**  
**Ming**, Rm. 1102, Tung Moon House,  
Tai Hang Tung Estates, Kowloon, Shek  
Kip Mei, Hong Kong (CN); **Tang Lai**  
**Ho**, Rm. 902, 9/F, Lei Yan House, Lei  
On Court, Lam Tin, Kowloon, Hong  
Kong (CN)

**OTHER PUBLICATIONS**

Orikaso Fold Flat Big Bowl found Jan. 2, 2008 on website:  
<http://www.campmor.com/webapp/wcs/stores/servlet/ProductDisplay?productId=39225386&memberId=12500226&storeId=226&catalogId=40000000226&langId=-1>.\*

\* cited by examiner

*Primary Examiner*—Philip S. Hyder

*Assistant Examiner*—Cynthia Underwood

(74) *Attorney, Agent, or Firm*—John R. Benefiel

(\*\*) Term: **14 Years**

(21) Appl. No.: **29/279,798**

(22) Filed: **May 8, 2007**

**Related U.S. Application Data**

(62) Division of application No. 11/254,237, filed on Oct. 19, 2005.

(51) **LOC (8) Cl.** ..... **07-01**

(52) **U.S. Cl.** ..... **D7/568; D7/566; D7/602; D7/567**

(58) **Field of Classification Search** ..... D7/500,  
D7/560, 565–568, 543, 545, 553.6, 554.1,  
D7/400, 590, 601, 602, 604, 607, 615, 702,  
D7/587; D9/667; D30/129, 432, 433; 229/106,  
229/114, 192, 4.5, 902

See application file for complete search history.

(56) **References Cited**

**U.S. PATENT DOCUMENTS**

452,656 A \* 5/1891 Aaronson ..... 220/62  
661,071 A \* 11/1900 O'Meara ..... 229/106  
1,352,833 A \* 9/1920 Robinson ..... 229/125.29  
2,505,034 A \* 4/1950 Fettinger ..... 206/768  
3,559,869 A \* 2/1971 Reynolds ..... 229/119  
5,499,763 A \* 3/1996 DeMars ..... 229/114  
D439,472 S \* 3/2001 Wang ..... D7/509

(57) **CLAIM**

The ornamental design for a foldable plastic bowl, as shown and described.

**DESCRIPTION**

FIG. 1 is a pictorial view from the front of the foldable plastic bowl according to the present invention.

FIG. 2 is a top view of the foldable plastic bowl shown in FIG. 1.

FIG. 3 is a left side view of the foldable plastic bowl shown in FIGS. 1 and 2.

FIG. 4 is a bottom view of the foldable plastic bowl shown in FIGS. 1–3.

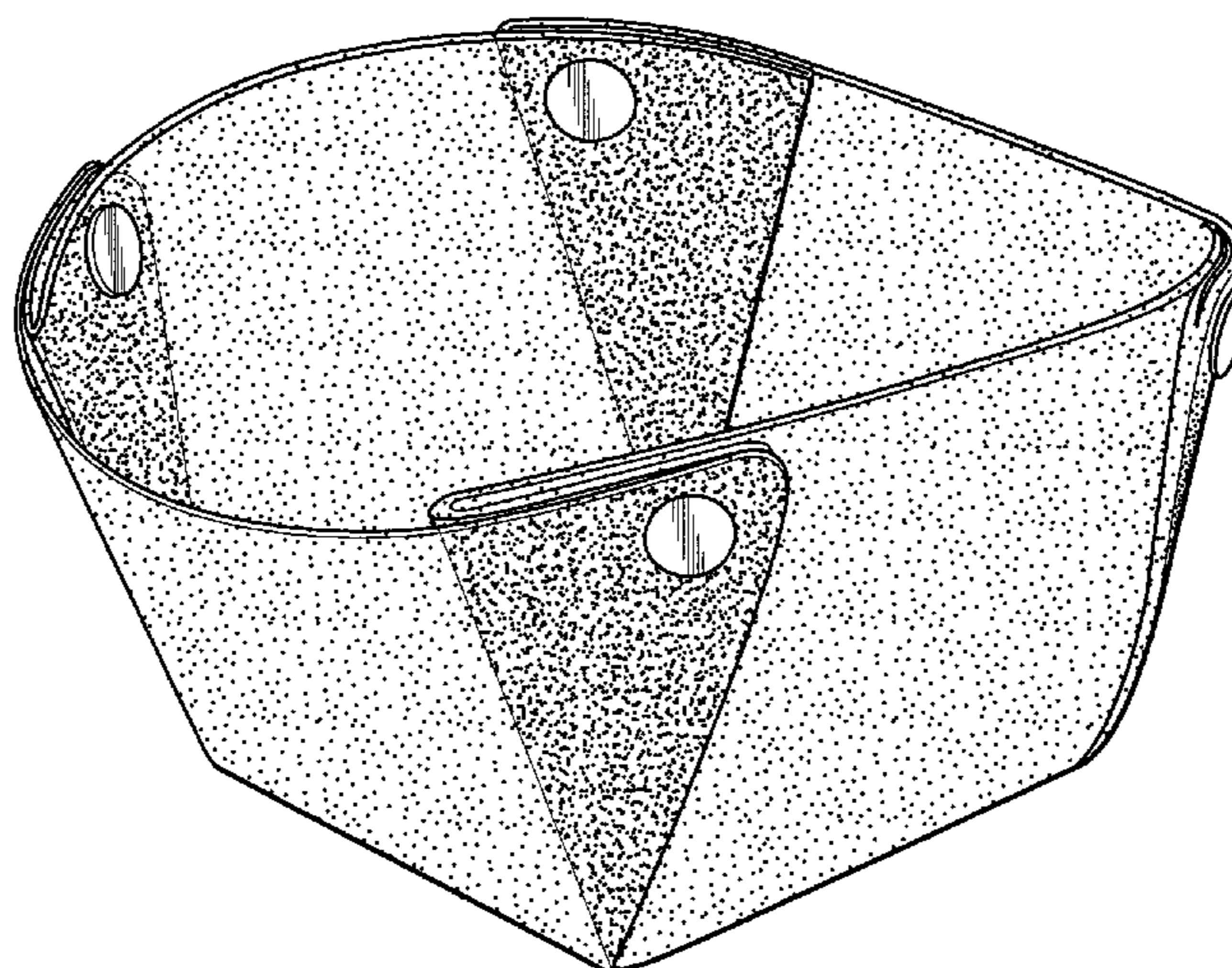
FIG. 5 is a front view of the foldable plastic bowl shown in FIGS. 1–4.

FIG. 6 is a rear view of the foldable plastic bowl shown in FIGS. 1–5.

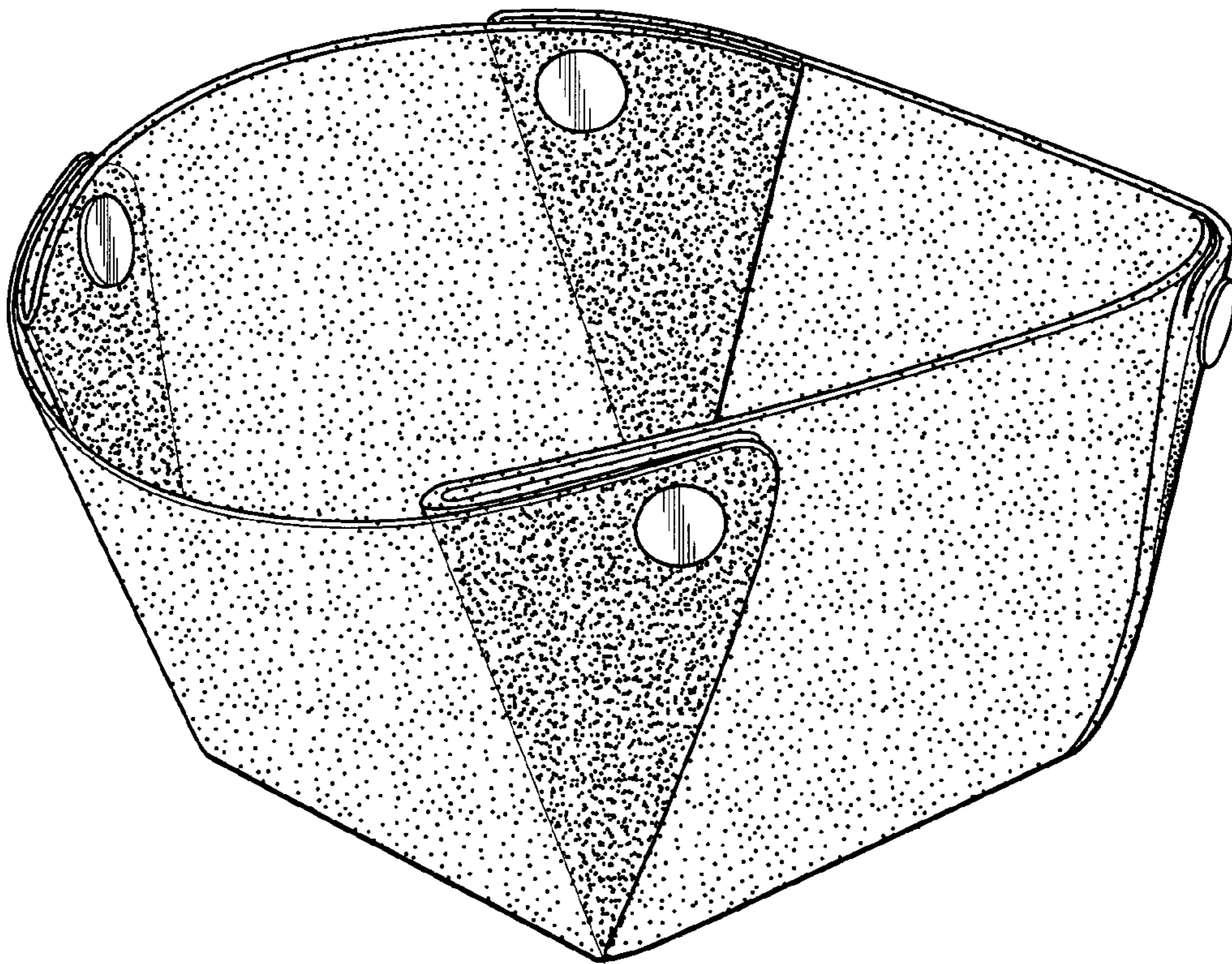
FIG. 7 is a right side view of the foldable plastic bowl shown in FIG. 1–6; and,

FIG. 8 is a plan view of an unfolded plastic sheet from which the foldable plastic bowl shown in FIGS. 1–7 is formed.

**1 Claim, 5 Drawing Sheets**

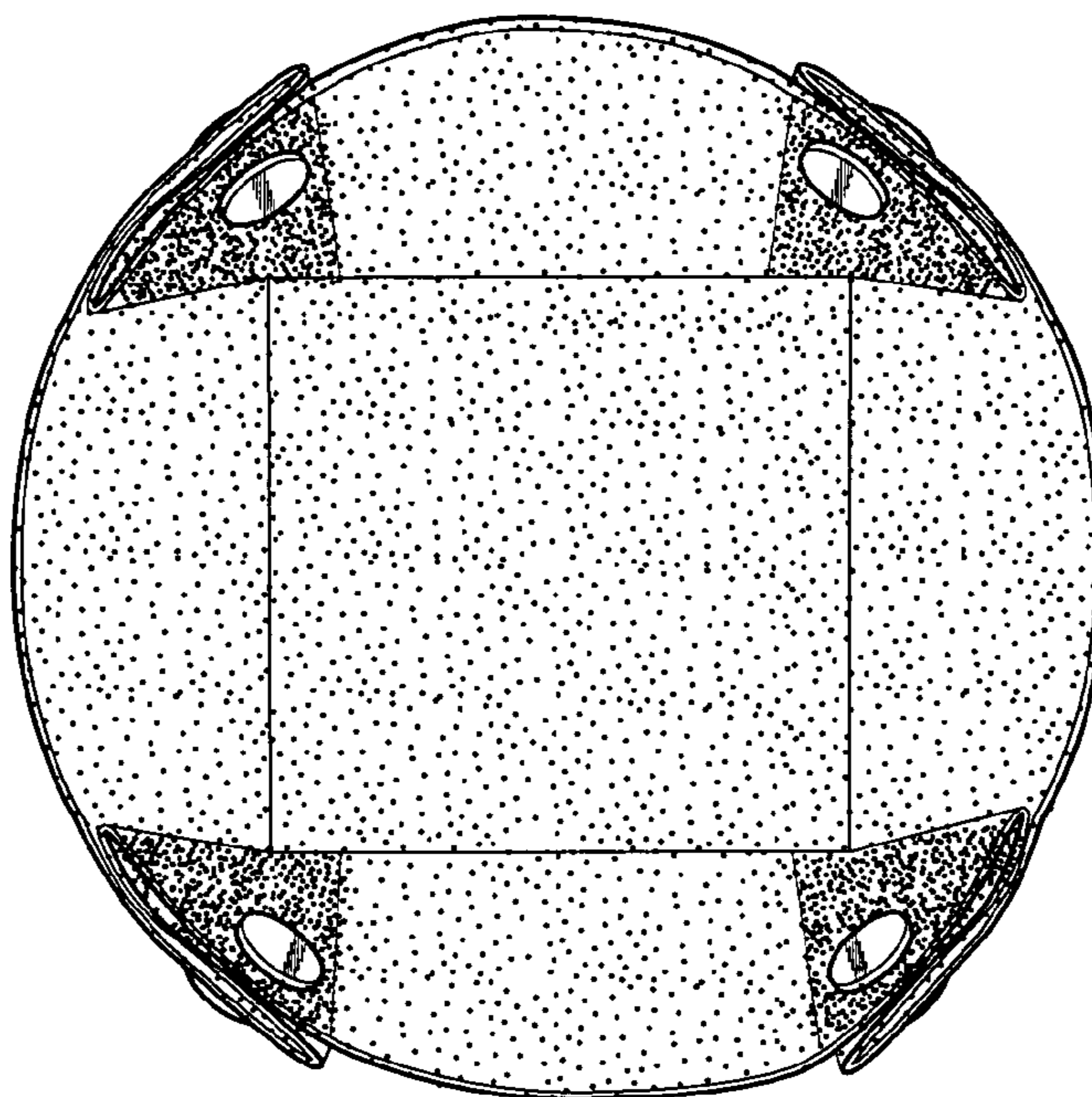


**FIG - 1**

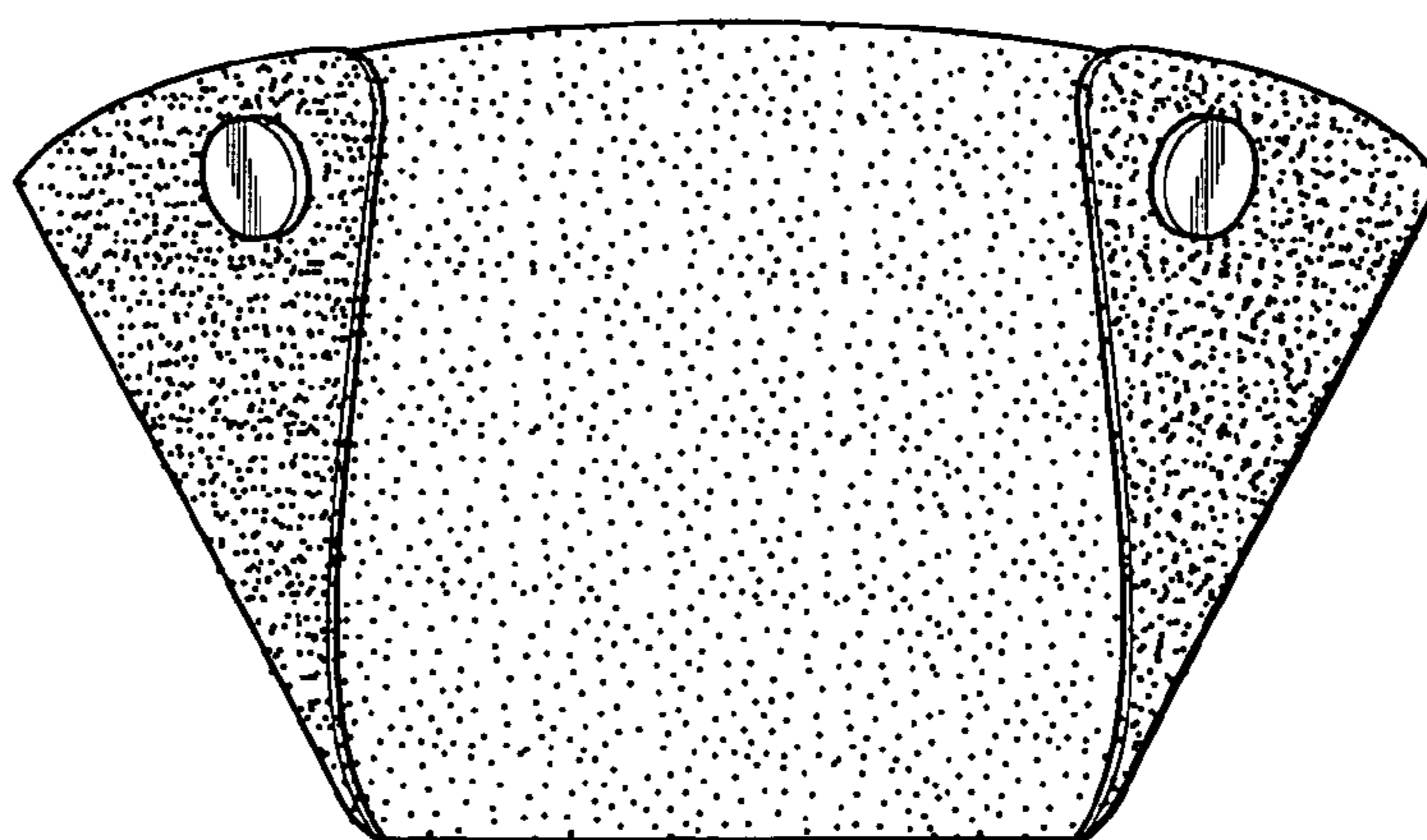




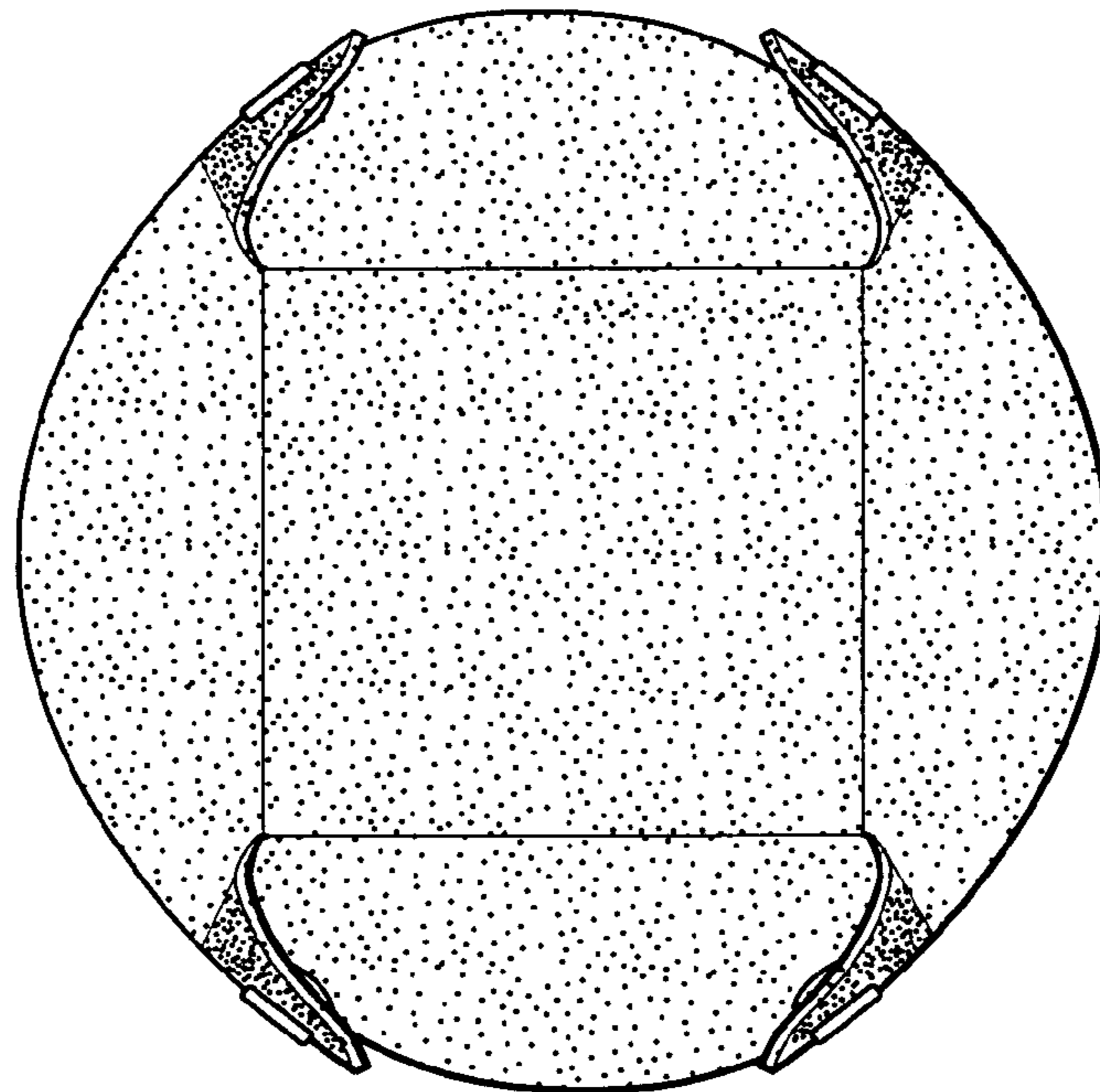
**FIG - 2**



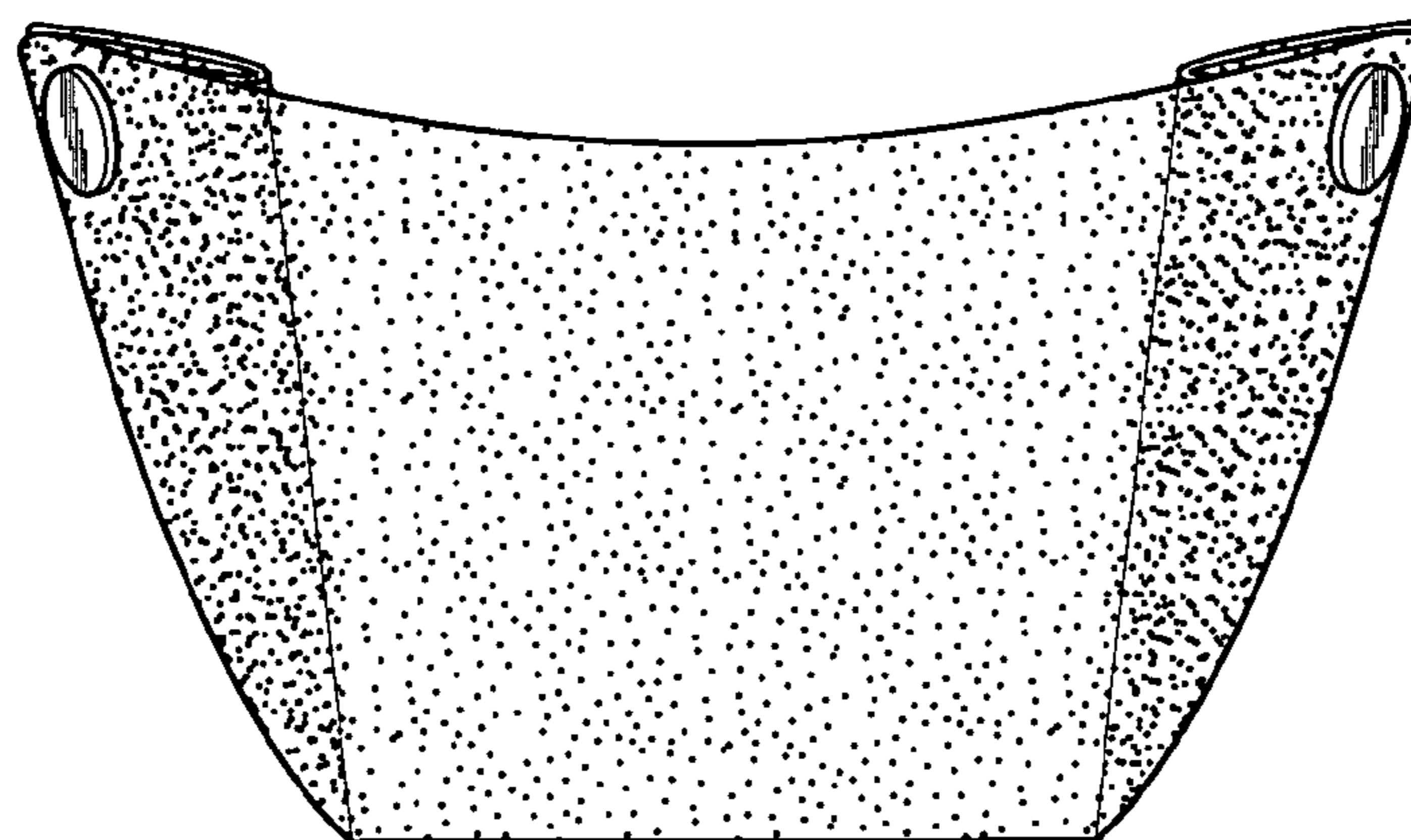
**FIG - 3**



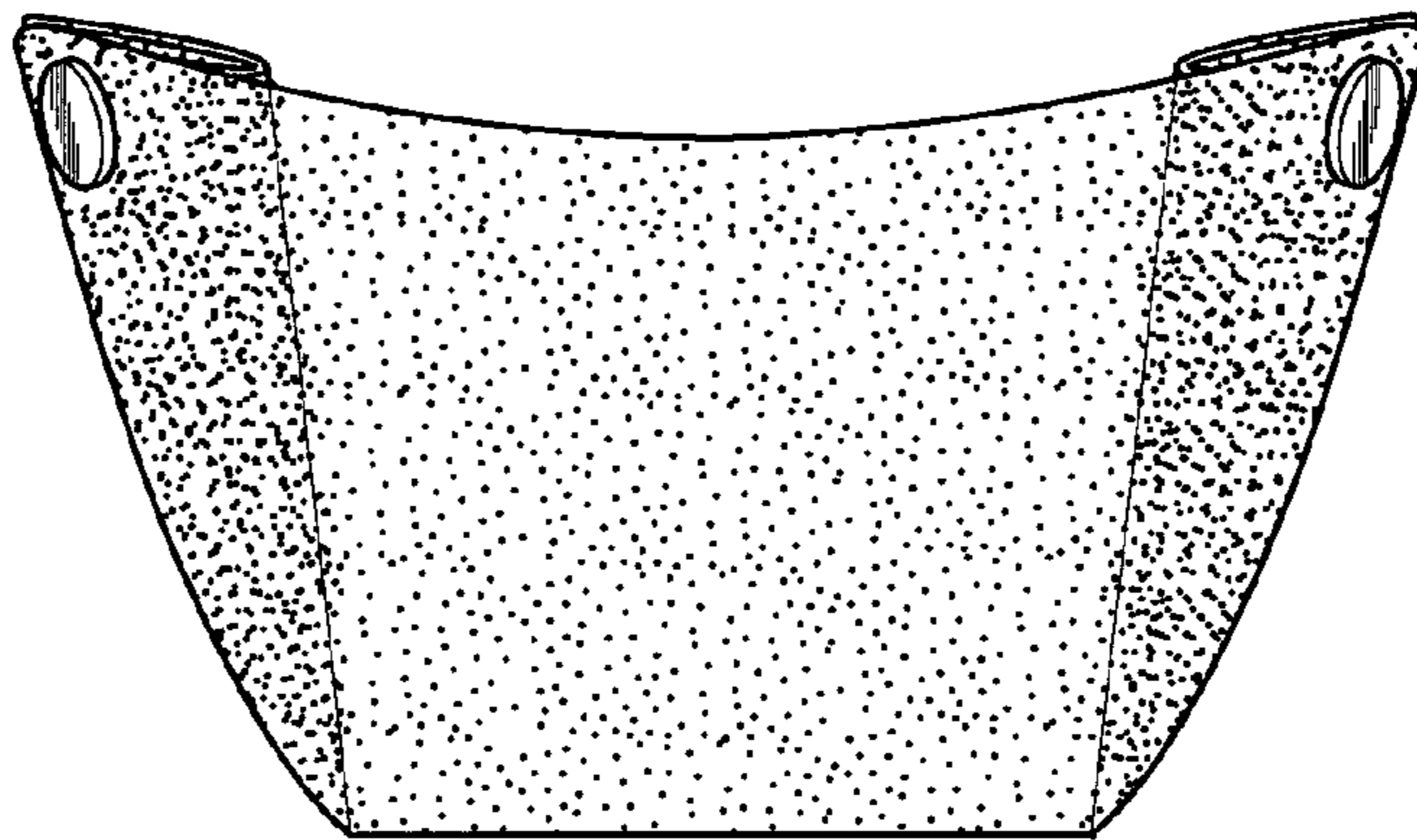
**FIG - 4**



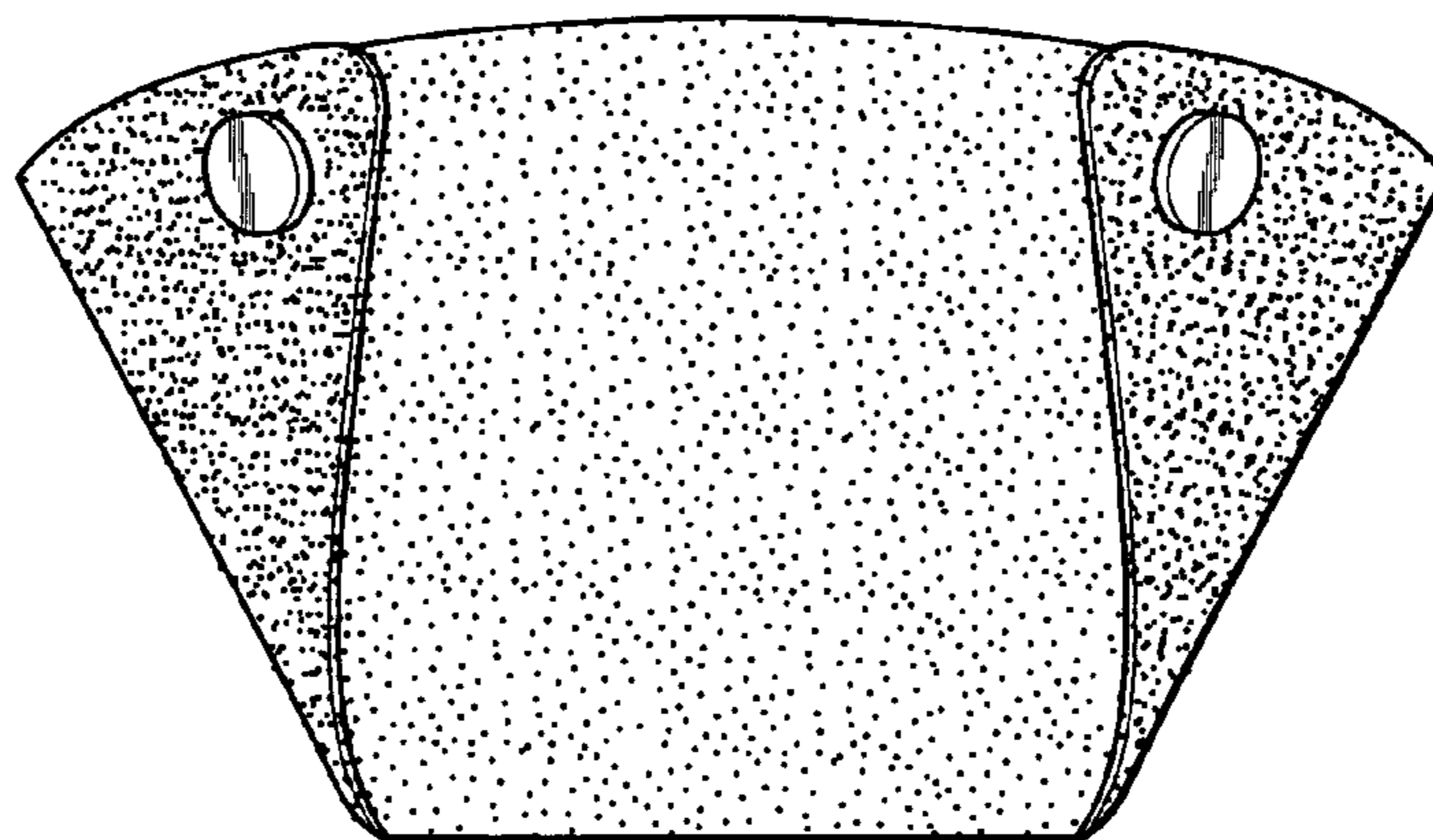
**FIG - 5**



**FIG - 6**



**FIG - 7**





**FIG - 8**

