



US00D567591S

(12) **United States Design Patent**
Weber

(10) **Patent No.:** **US D567,591 S**

(45) **Date of Patent:** **** Apr. 29, 2008**

(54) **BOWL**

(75) Inventor: **Charlotte Weber**, Trier (DE)

(73) Assignee: **Villeroy & Boch AG**, Mettlach (DE)

(**) Term: **14 Years**

(21) Appl. No.: **29/288,495**

(22) Filed: **Jun. 12, 2007**

(30) **Foreign Application Priority Data**

Dec. 13, 2006 (EM) 000637350

(51) **LOC (8) Cl.** **02-01**

(52) **U.S. Cl.** **D7/545**

(58) **Field of Classification Search** D7/500,
D7/543-549, 550.1, 552.1, 554.1-554.4,
D7/553.7, 566, 570, 584, 586-587; 220/574.3,
220/574, 62.22, 62.13, 23.87, 671-672, 657,
220/659

See application file for complete search history.

(56) **References Cited**

U.S. PATENT DOCUMENTS

D69,789 S * 3/1926 Wilkes D7/566

D80,497 S * 2/1930 Sebring D7/566
D148,891 S * 3/1948 Suman D7/566
D231,303 S * 4/1974 Croyle et al. D7/545
D248,006 S * 5/1978 Christian D7/584
D478,474 S * 8/2003 Zettle D7/545
D536,928 S * 2/2007 Kearney et al. D7/505

* cited by examiner

Primary Examiner—Charles A. Rademaker

Assistant Examiner—Anna J Burmeister

(74) *Attorney, Agent, or Firm*—Friedrich Kueffner

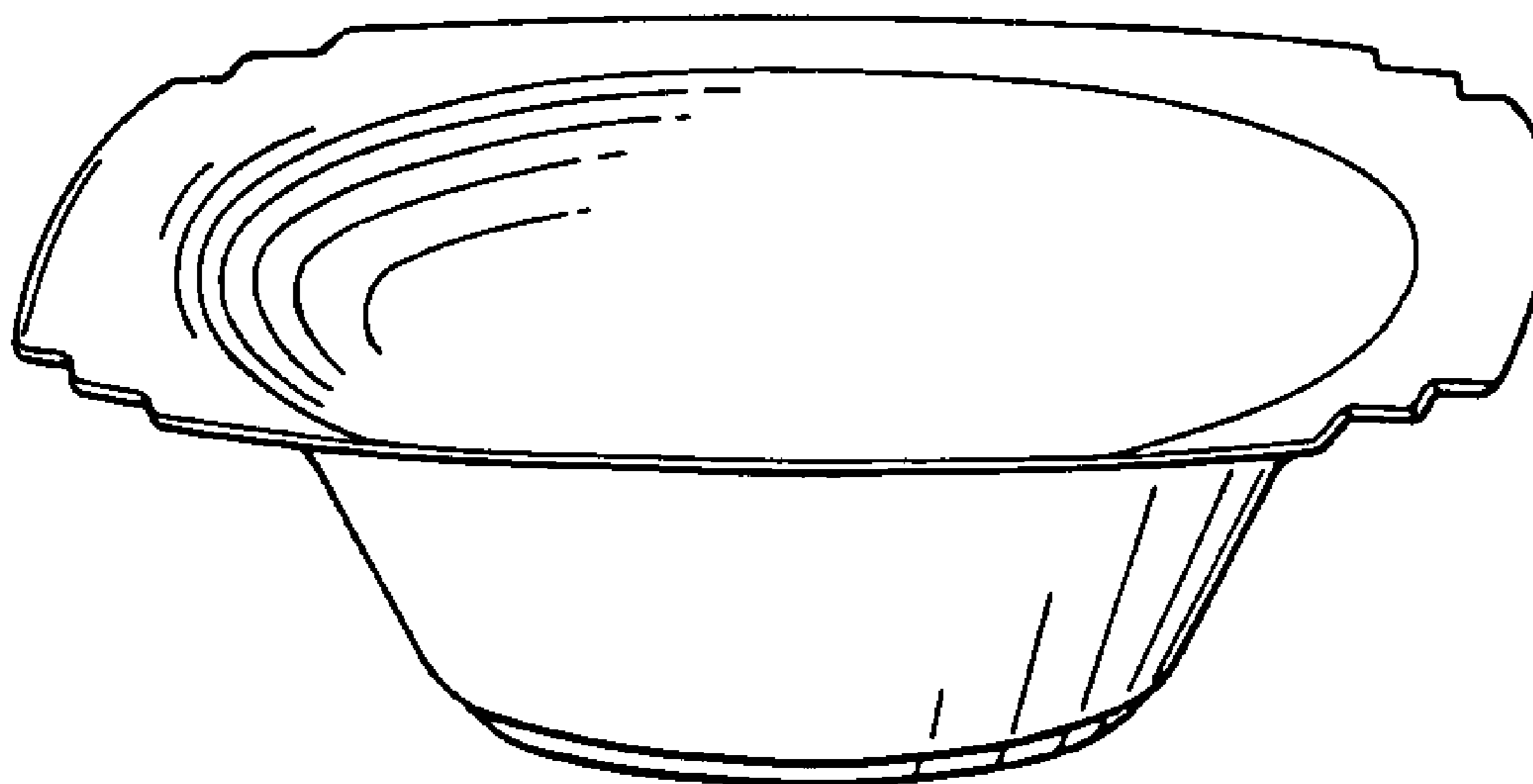
(57) **CLAIM**

The ornamental design for a bowl, as shown and described.

DESCRIPTION

FIG. 1 is a top plan view of a bowl, showing my new design;
FIG. 2 is a bottom plan view thereof;
FIG. 3 is a top, front, right side perspective view thereof;
FIG. 4 is front elevational view thereof;
FIG. 5 is a right side elevational view thereof;
FIG. 6 is a rear elevational view thereof; and,
FIG. 7 is a left side elevational view thereof.

1 Claim, 2 Drawing Sheets



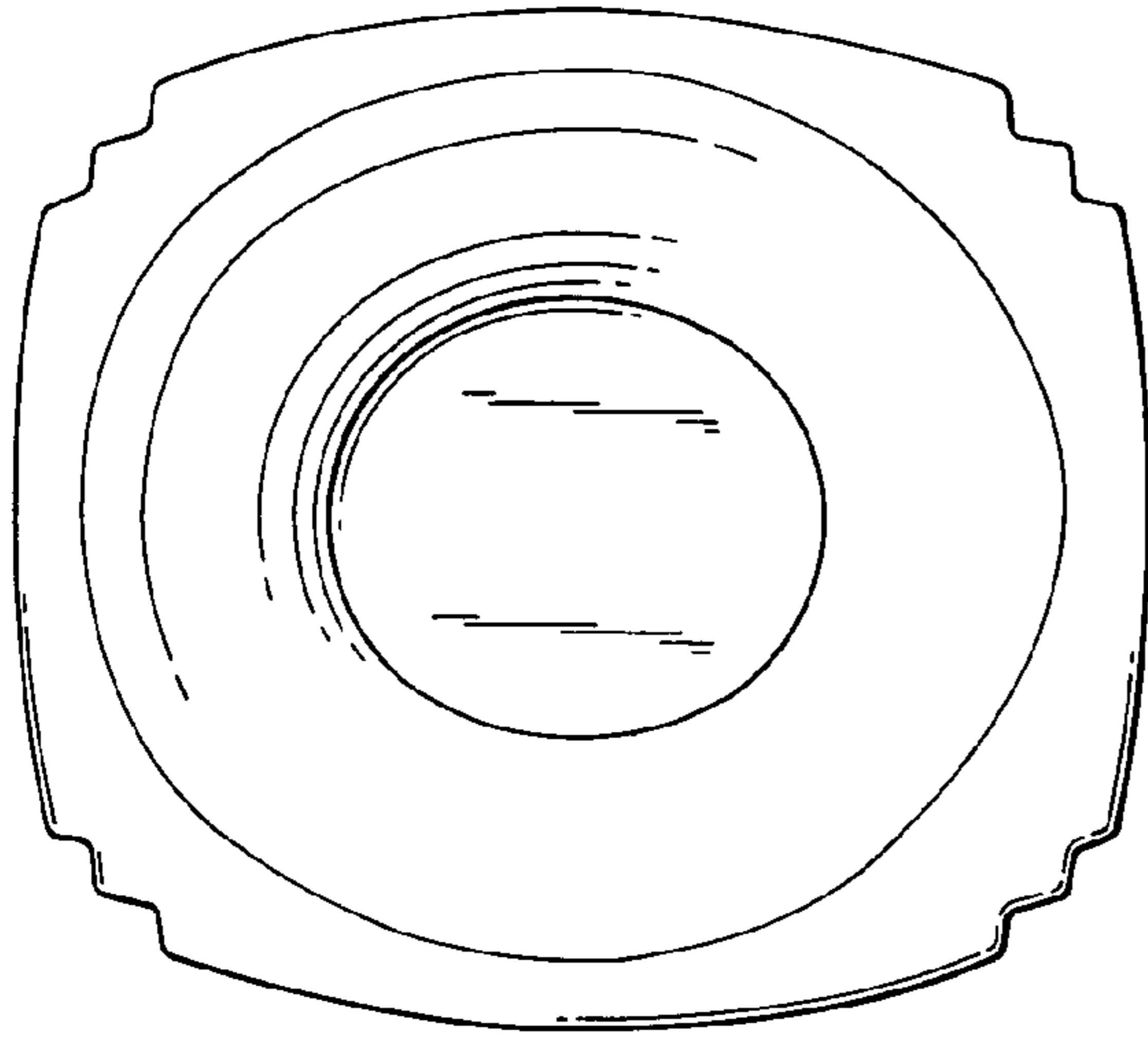


FIG. 1

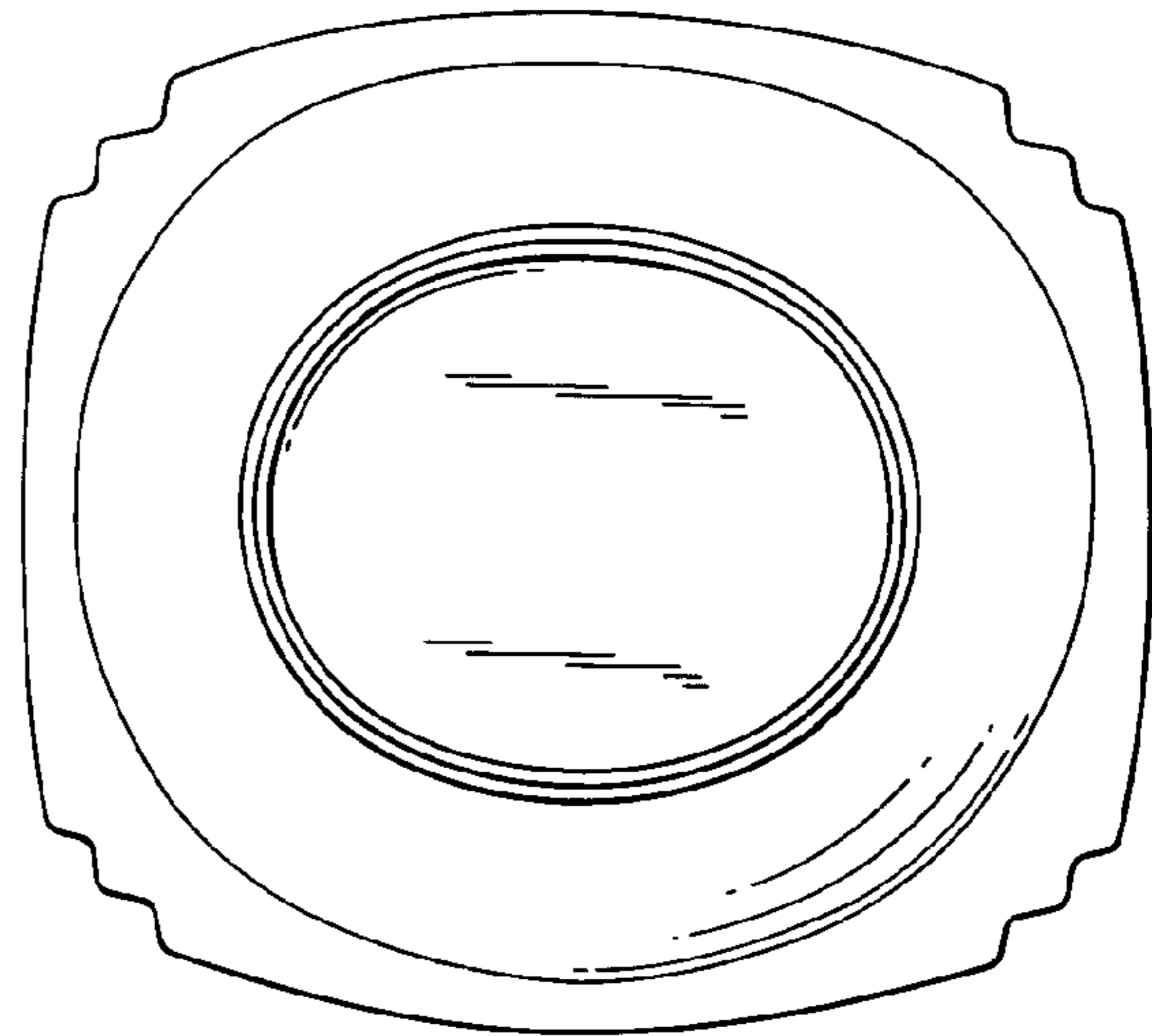


FIG. 2




FIG. 3

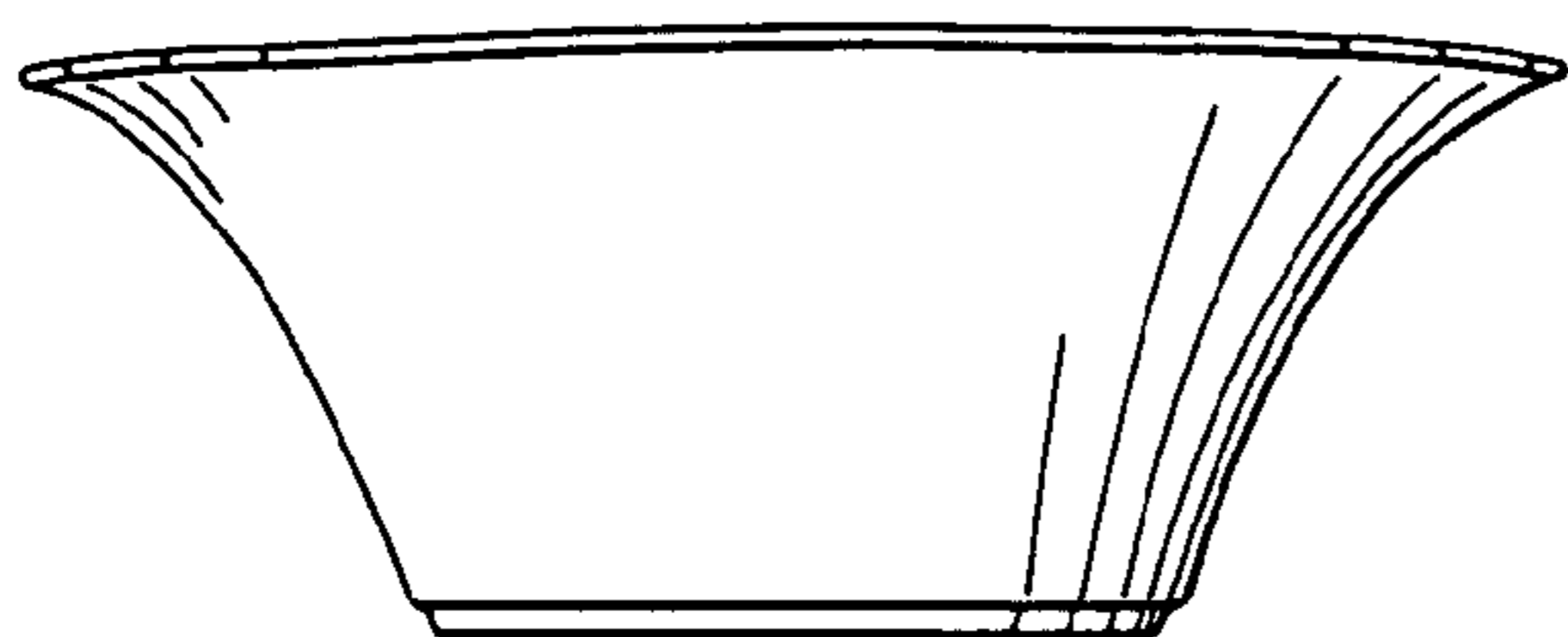


FIG. 4




FIG. 5



FIG. 6




FIG. 7