



US00D567578S

(12) **United States Design Patent**  
**Chiappetta**

(10) **Patent No.:** **US D567,578 S**

(45) **Date of Patent:** **\*\* Apr. 29, 2008**

(54) **AUTOMATIC MARTINI SHAKER**

D451,336 S \* 12/2001 Deros et al. .... D7/386  
D451,756 S \* 12/2001 Deros et al. .... D7/378

(75) Inventor: **Frank R. Chiappetta**, Woodbury, CT  
(US)

**OTHER PUBLICATIONS**

Bloomington's Holiday 2002, Cuisinart Food Processor, p. 101.\*

(73) Assignee: **Conair Corporation**, Stamford, CT  
(US)

\* cited by examiner

(\*\*) Term: **14 Years**

*Primary Examiner*—Caron D. Veynar

*Assistant Examiner*—Ricky Pham

(21) Appl. No.: **29/288,986**

(74) *Attorney, Agent, or Firm*—Lawrence Cruz

(22) Filed: **Jun. 29, 2007**

(57) **CLAIM**

(51) **LOC (8) Cl.** ..... **31-00**

The ornamental design for an automatic martini shaker, as shown and described.

(52) **U.S. Cl.** ..... **D7/376**

(58) **Field of Classification Search** ..... D7/300.1,  
D7/305-307, 313, 372-386, 412-414, 536,  
D7/665, 673, 678; 99/492, 509-511; 241/30,  
241/33, 37.5, 101.01-101.02, 166-169.1,  
241/195, 199.12, 274-278.2, 282.1-282.2,  
241/285.1-285.3, 291, 292.1, 301; 312/280;  
366/64-67, 98, 100, 129-139, 192, 197-201,  
366/205-207, 219-221, 241-154, 279-292,  
366/325.94, 330.4, 341-343

**DESCRIPTION**

See application file for complete search history.

FIG. 1 is a front perspective view of an automatic martini shaker illustrating my new design, wherein the shaker has a raised upper portion;

FIG. 2 is a front view of the automatic martini shaker of FIG. 1 with a lowered upper portion;

FIG. 3 is a side view of the automatic martini shaker of FIG. 2;

FIG. 4 is a side view of the automatic martini shaker of FIG. 1;

(56) **References Cited**

**U.S. PATENT DOCUMENTS**

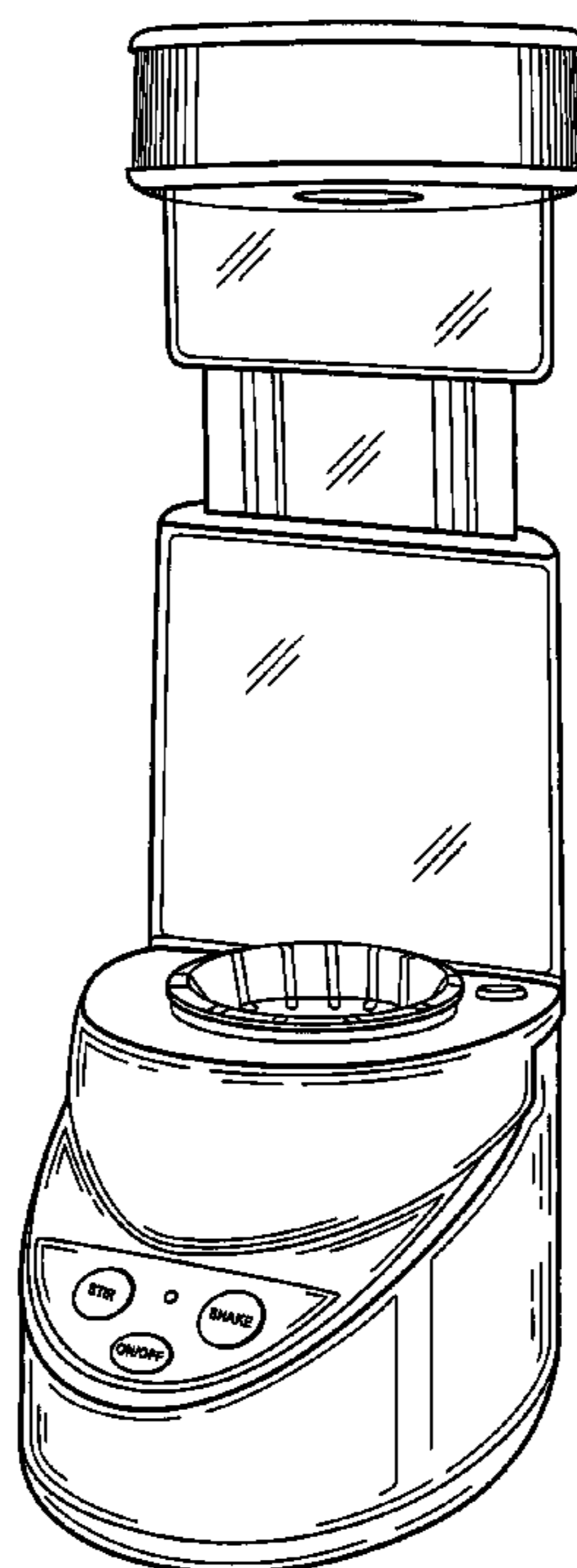
D347,966 S \* 6/1994 Doggett ..... D7/378  
D396,167 S \* 7/1998 Cruz ..... D7/386  
D396,990 S \* 8/1998 Leverrier ..... D7/378  
D404,247 S \* 1/1999 Spagnolo ..... D7/378  
D434,596 S \* 12/2000 Naft et al. .... D7/378  
D439,106 S \* 3/2001 Naft et al. .... D7/386  
D450,978 S \* 11/2001 Smith ..... D7/378

FIG. 5 is a top view of the automatic martini shaker of FIG. 1, with the upper portion removed for ease of illustration;

FIG. 6 is a top view of the automatic martini shaker of FIG. 1 with the upper portion attached; and,

FIG. 7 is a bottom view of the automatic martini shaker of FIG. 1.

**1 Claim, 7 Drawing Sheets**



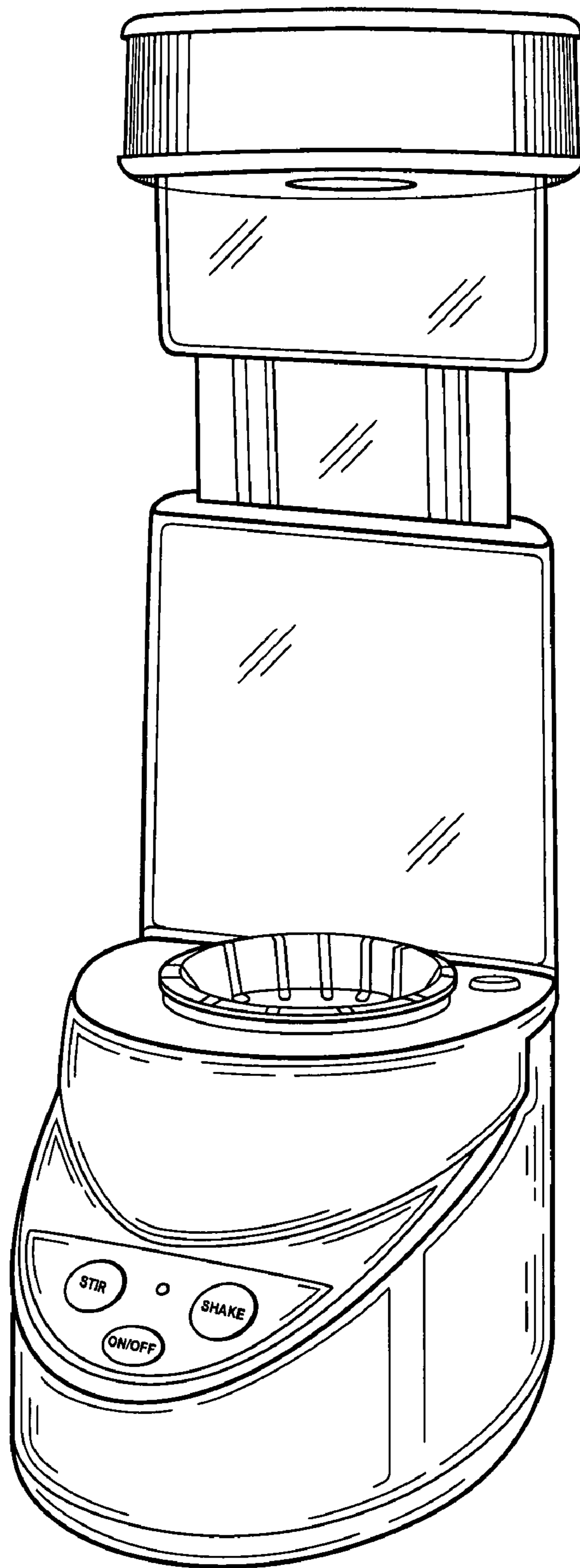


Fig. 1




Fig. 2

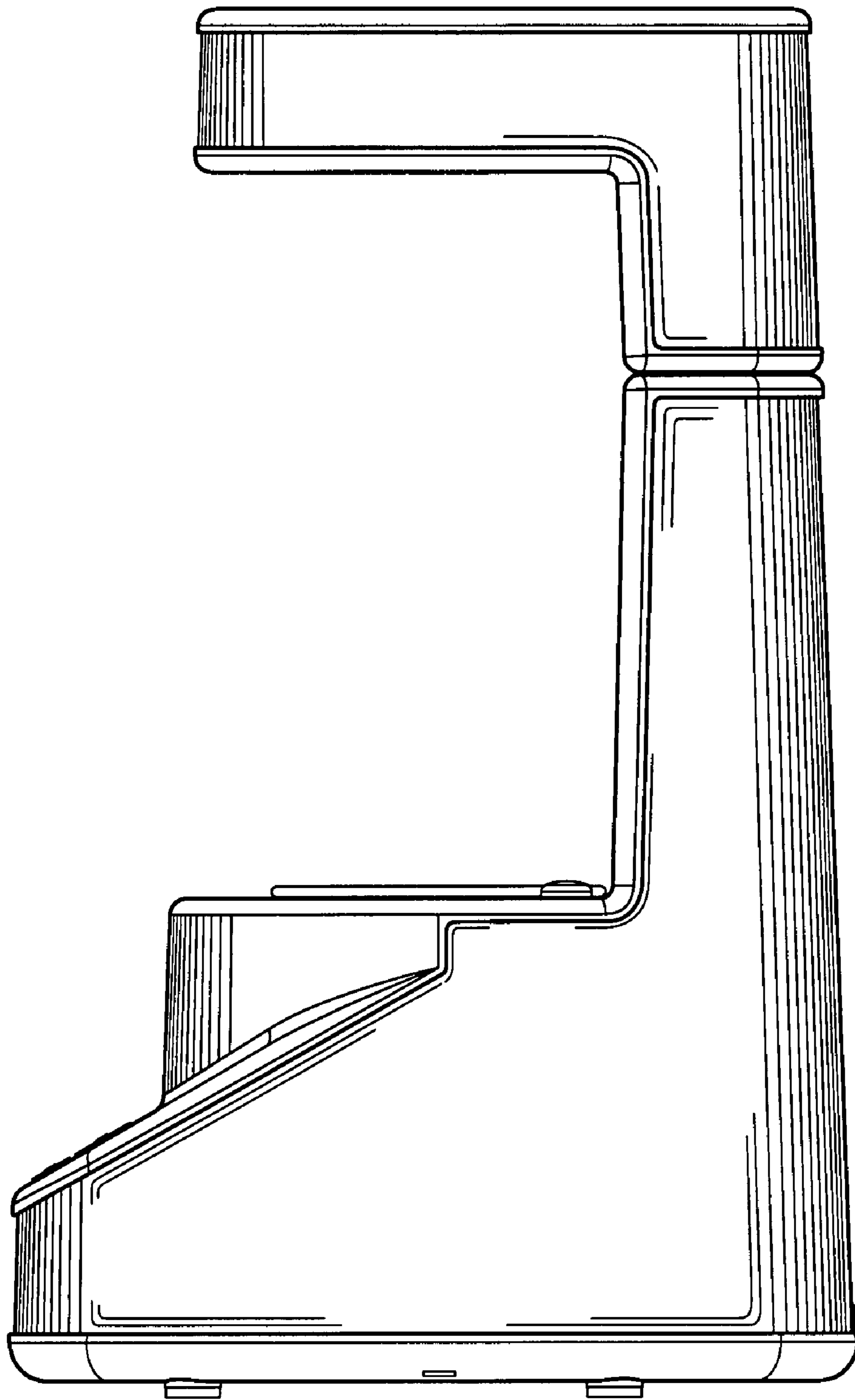


Fig. 3

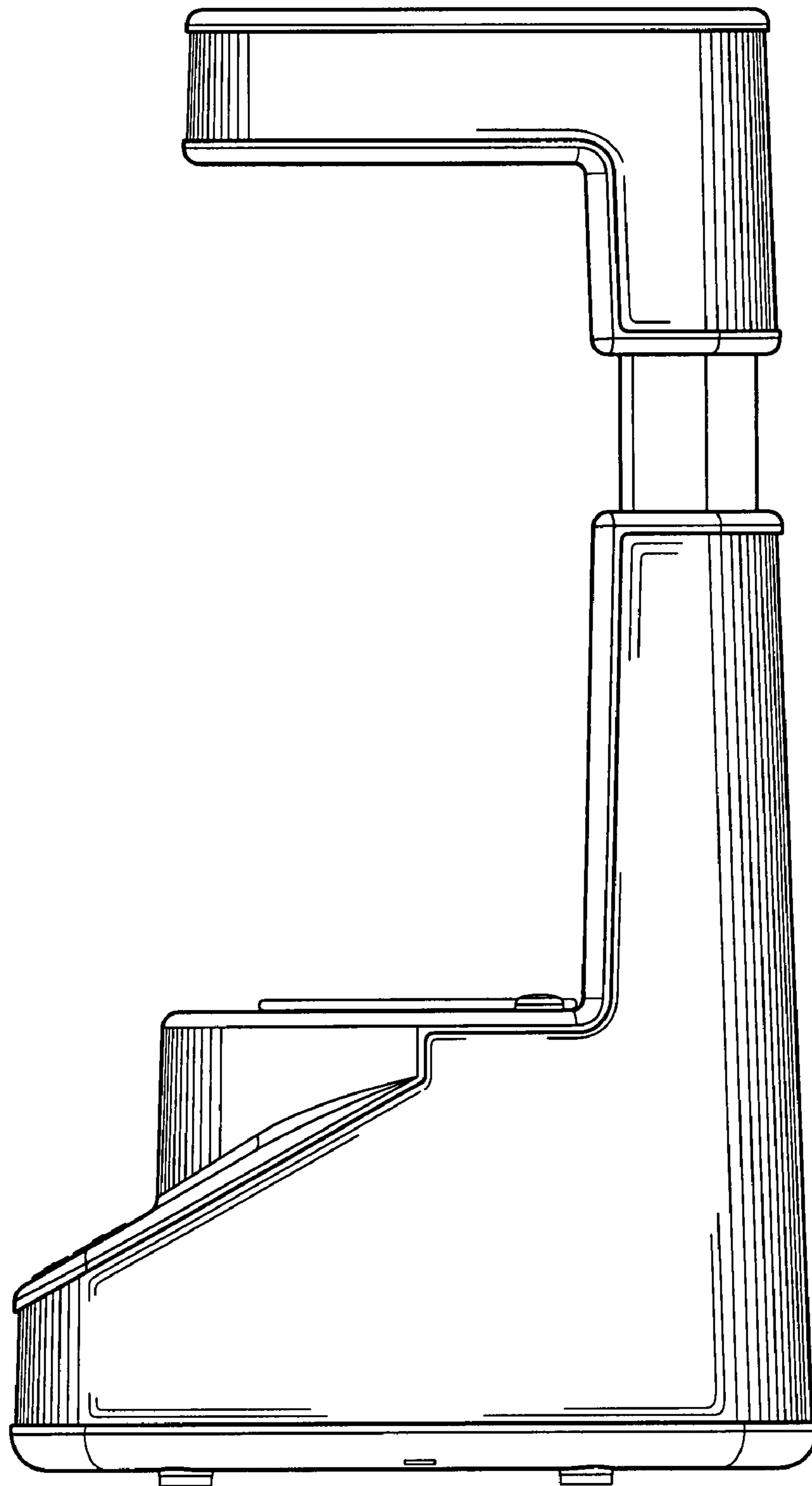


Fig. 4

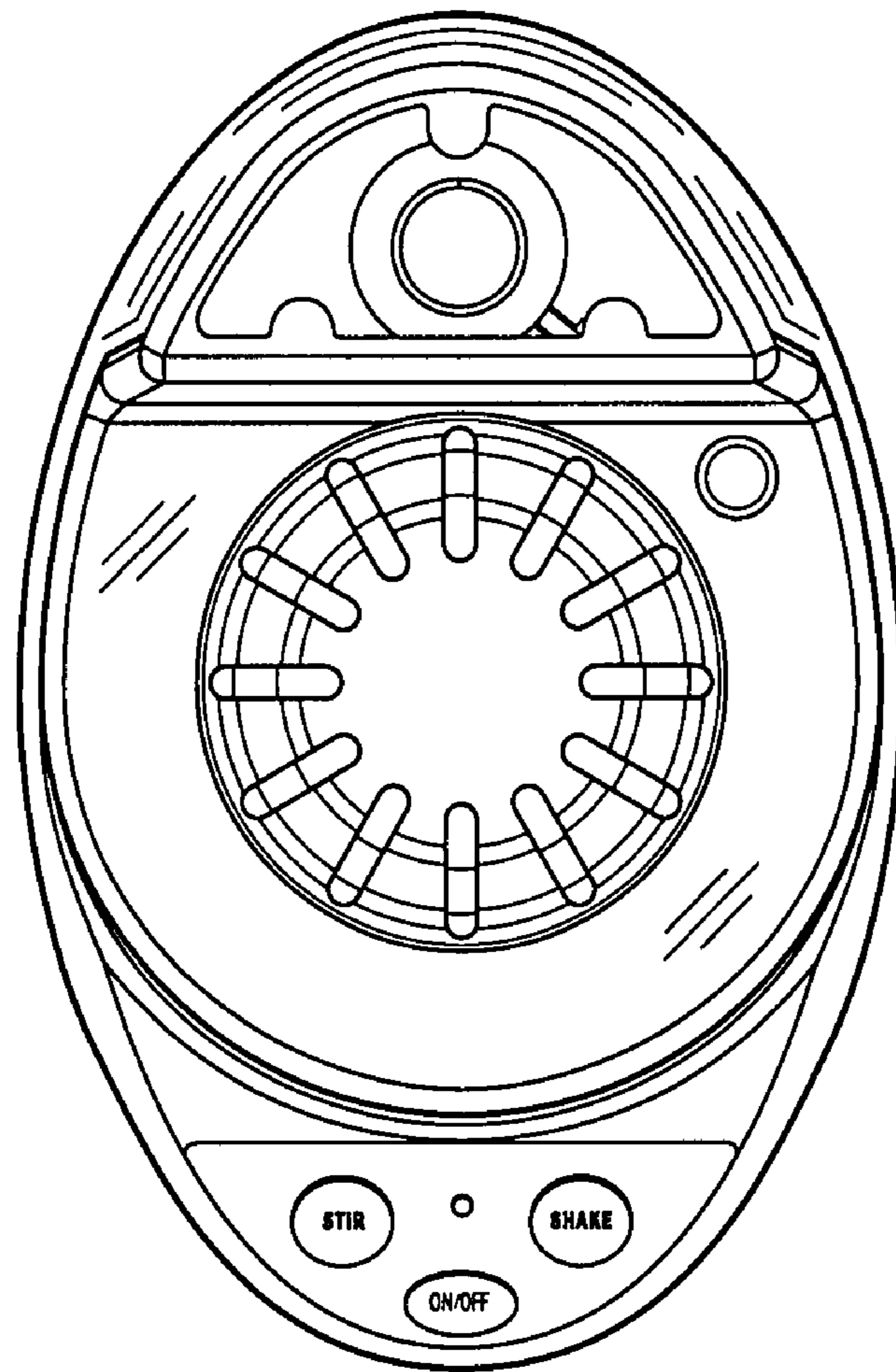


Fig. 5

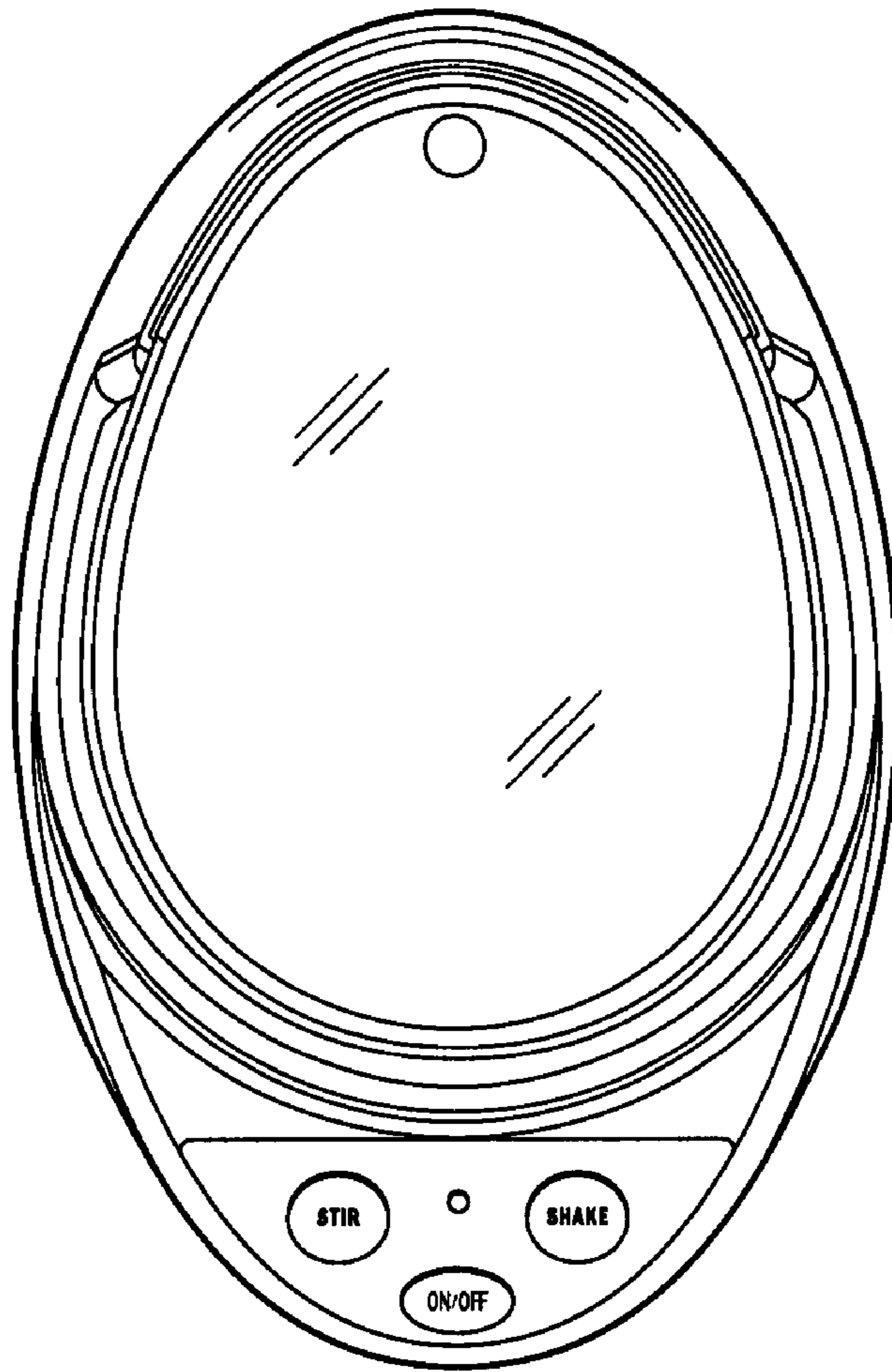


Fig. 6

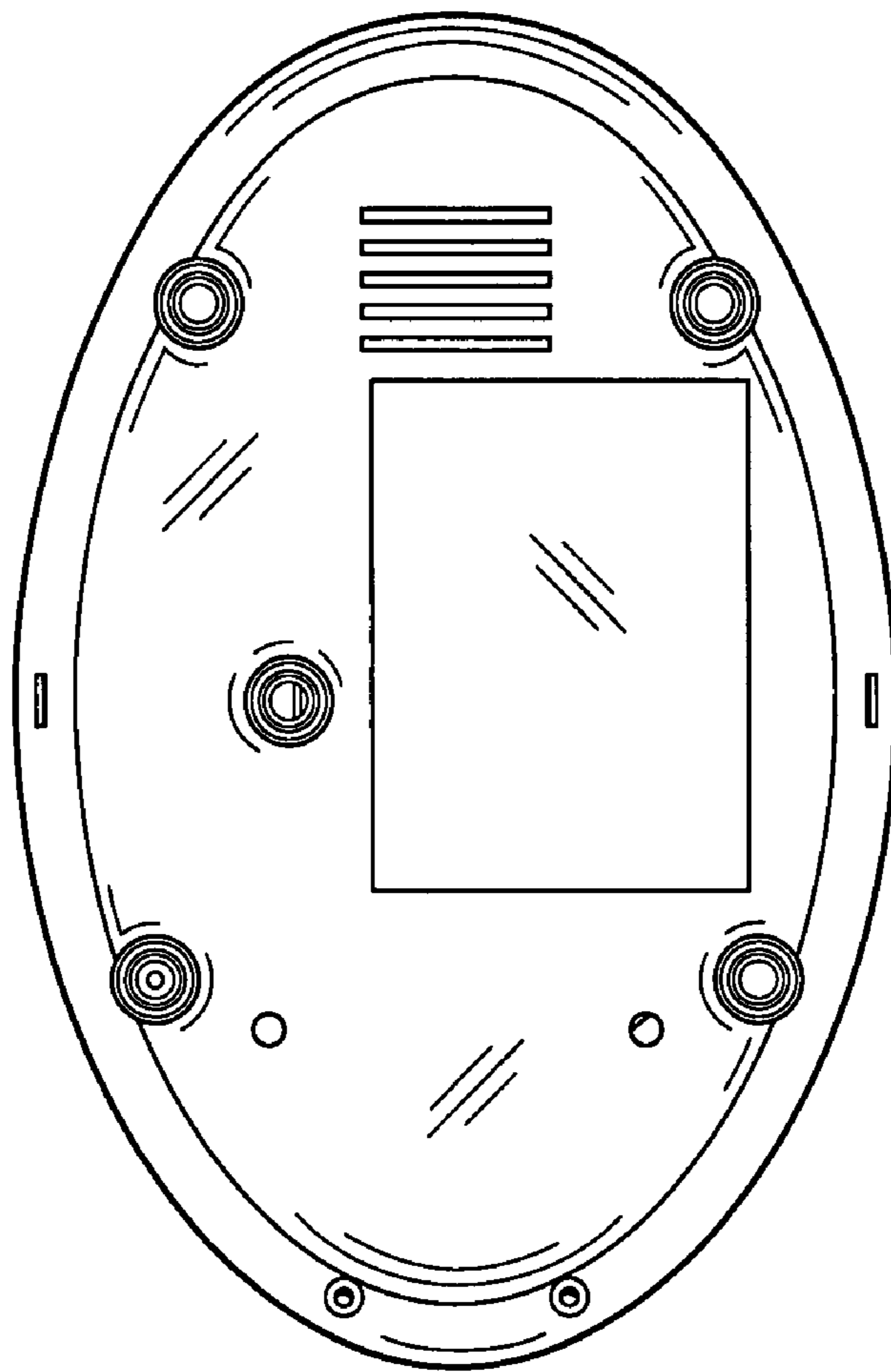


Fig. 7