



US00D567576S

(12) **United States Design Patent**
Cohen et al.

(10) **Patent No.:** **US D567,576 S**
(45) **Date of Patent:** **** Apr. 29, 2008**

(54) **COOKING DEVICE**

(75) Inventors: **Eli Cohen**, Lev HaSharon (IL); **Ann Grant**, New York, NY (US)

(73) Assignee: **AAC Trade Ltd.**, New York, NY (US)

(**) Term: **14 Years**

(21) Appl. No.: **29/243,005**

(22) Filed: **Nov. 18, 2005**

(51) **LOC (8) Cl.** **07-02**

(52) **U.S. Cl.** **D7/361**

(58) **Field of Classification Search** D6/495;
D7/323, 354-361, 376, 378, 386, 391, 392-395,
D7/396.6, 300, 300.1, 413, 538, 542, 588,
D7/612-615, 622; D9/415, 425, 428, 500-505,
D9/549, 548, 574, 575; 99/324, 346, 492;
206/0.82, 315.1; 220/288, 737, 573.1-573.5,
220/780-795, 912; 248/311.2; 294/31.2;
366/129, 130, 197-205; 426/397; 453/61
See application file for complete search history.

(56) **References Cited**

U.S. PATENT DOCUMENTS

2,843,302	A *	7/1958	Bandy	220/737
3,088,767	A *	5/1963	Deal	294/31.2
3,346,109	A *	10/1967	Duran	206/0.82
3,561,982	A *	2/1971	Oeth	426/397
D336,817	S *	6/1993	Wilcox, Jr.	D7/392
D362,784	S *	10/1995	Sperry et al.	D7/396.6

5,456,436	A *	10/1995	Faudie	248/311.2
5,871,092	A *	2/1999	Rogers et al.	206/315.1
D408,226	S *	4/1999	Hollinger	D7/622
D434,648	S *	12/2000	Li et al.	D9/415
D443,465	S *	6/2001	Kapellas et al.	D7/354
6,709,325	B2 *	3/2004	Korsen	453/61
D543,411	S *	5/2007	Rittberg	D7/354

* cited by examiner

Primary Examiner—Caron D. Veynar
Assistant Examiner—Ricky Pham

(57) **CLAIM**

The ornamental design for a cooking device, as shown and described.

DESCRIPTION

FIG. 1 is a perspective view of a cooking device showing our new design;

FIG. 2 is a left side elevational view thereof

FIG. 3 is a front elevational view thereof;

FIG. 4 is a top plan view thereof;


FIG. 5 is a bottom plan view thereof.

FIG. 6 is a right side elevational view thereof; and,

FIG. 7 is a rear elevational view thereof.

The broken lines shown in FIG. 5 are for illustrative purposes only and form no part of the claimed design.

1 Claim, 3 Drawing Sheets






Fig. 1

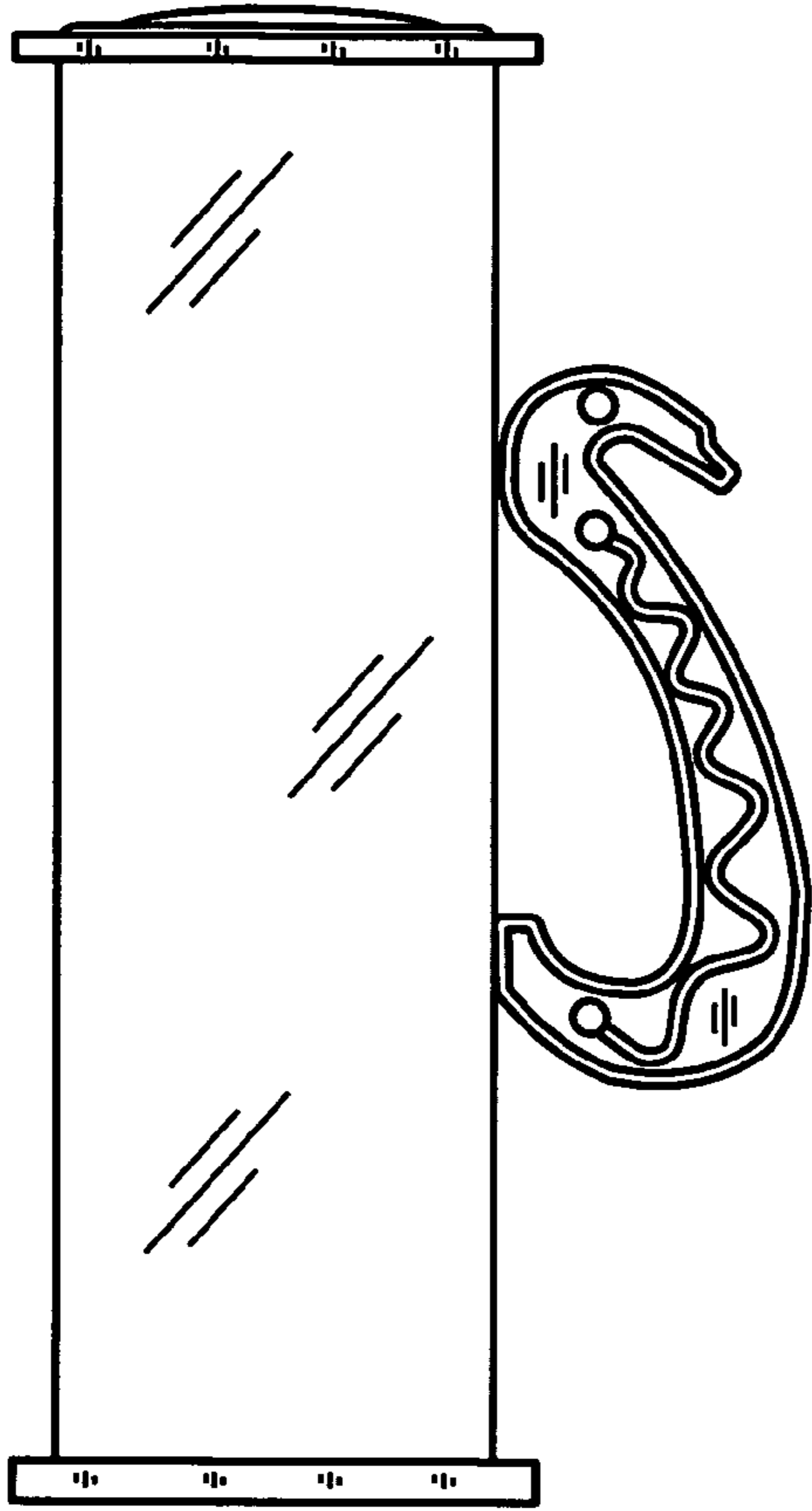


Fig. 2

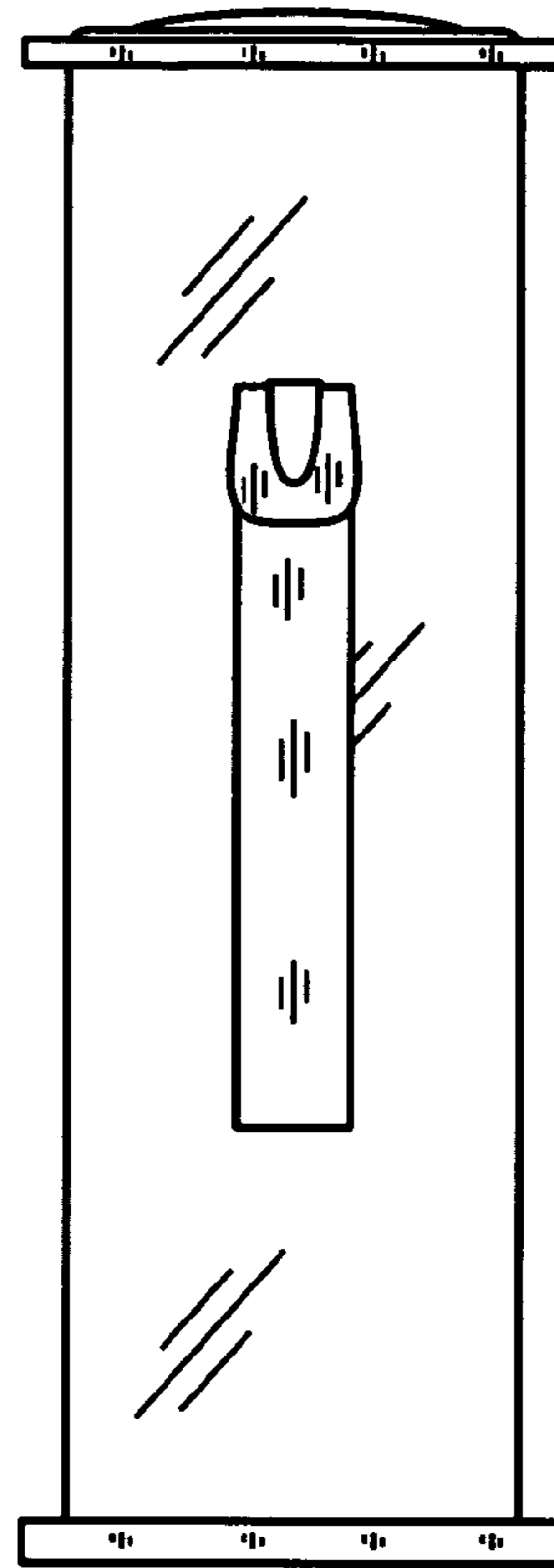


Fig. 3




Fig. 4

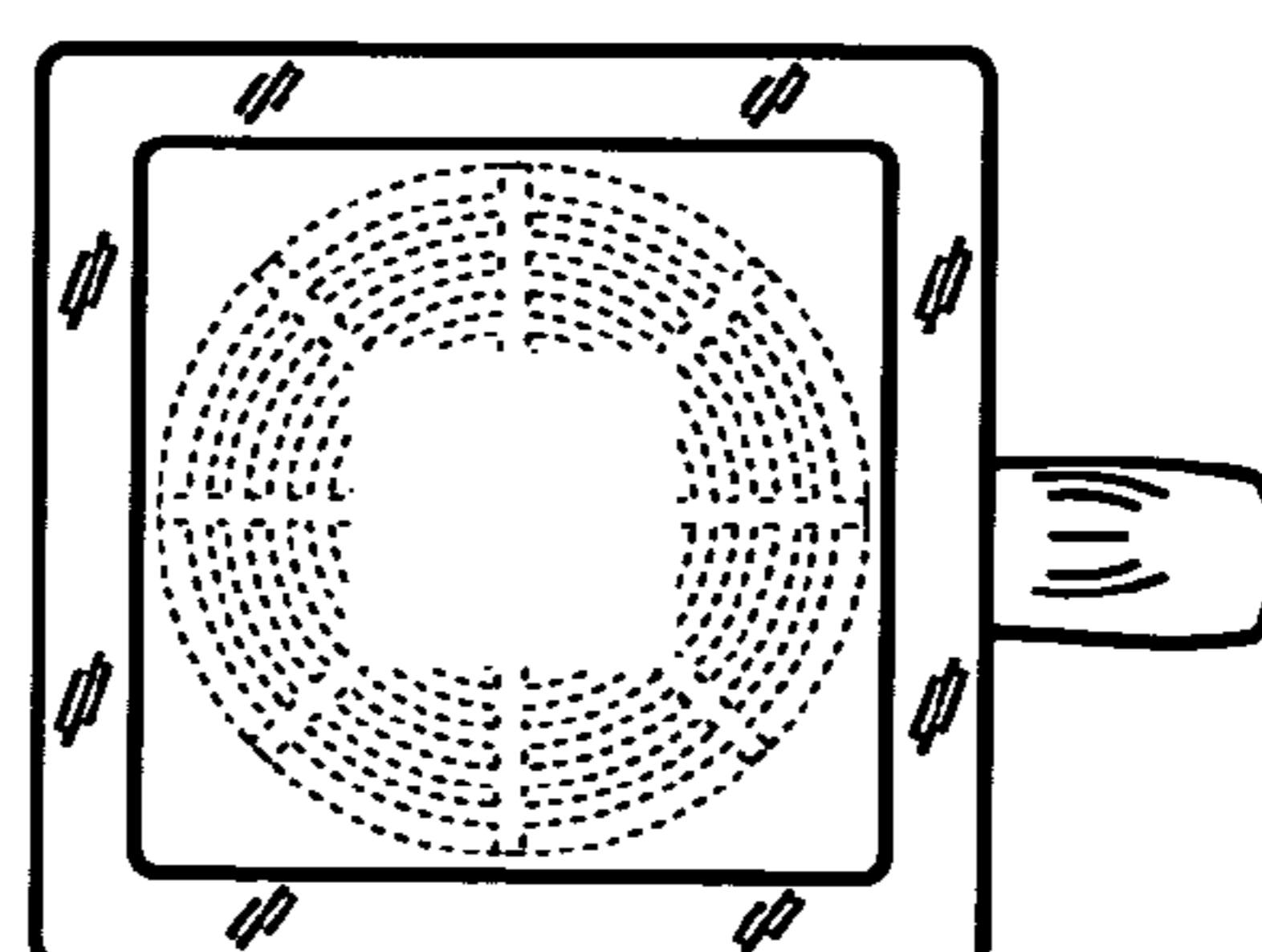


Fig. 5

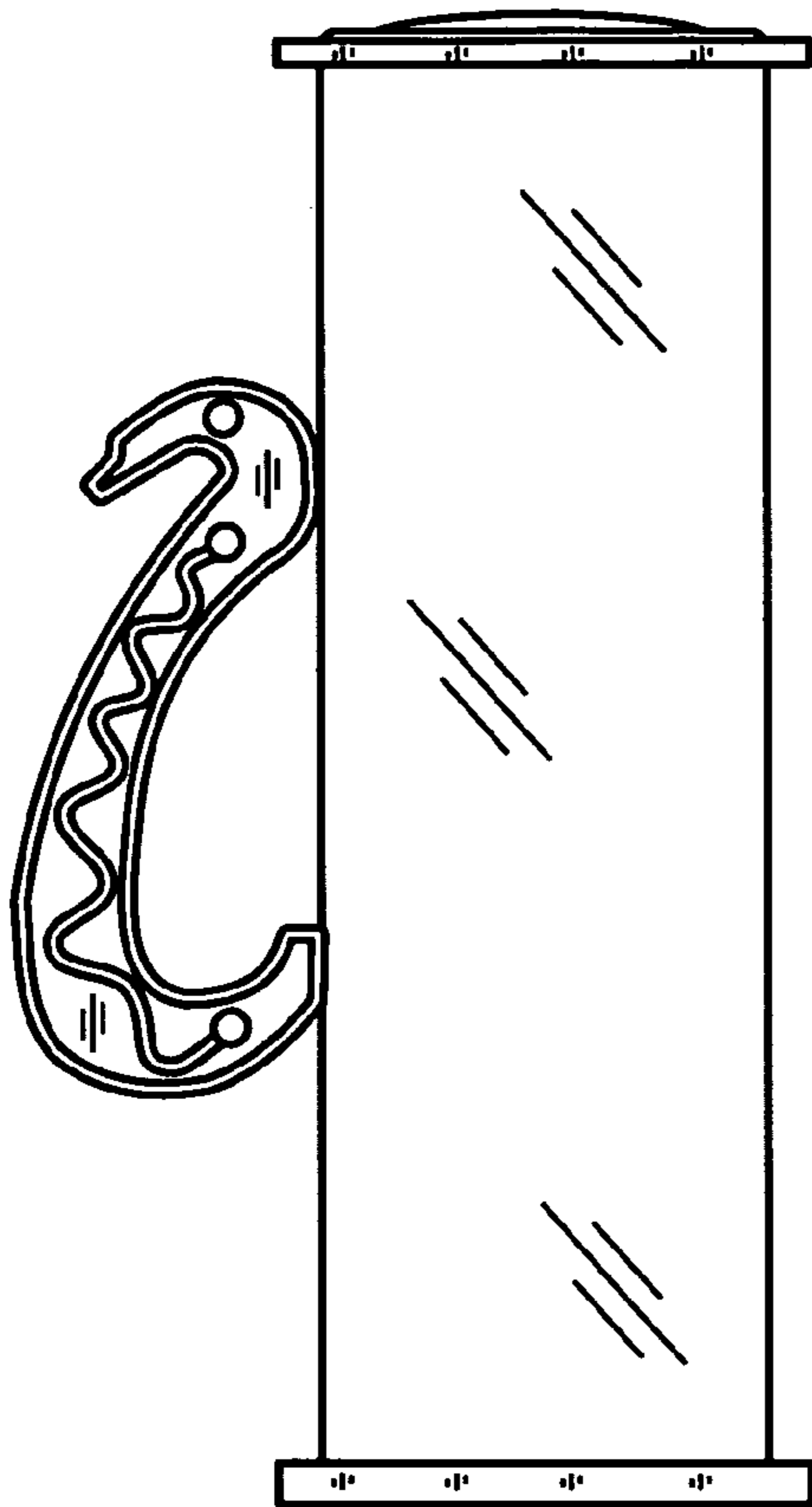


Fig. 6

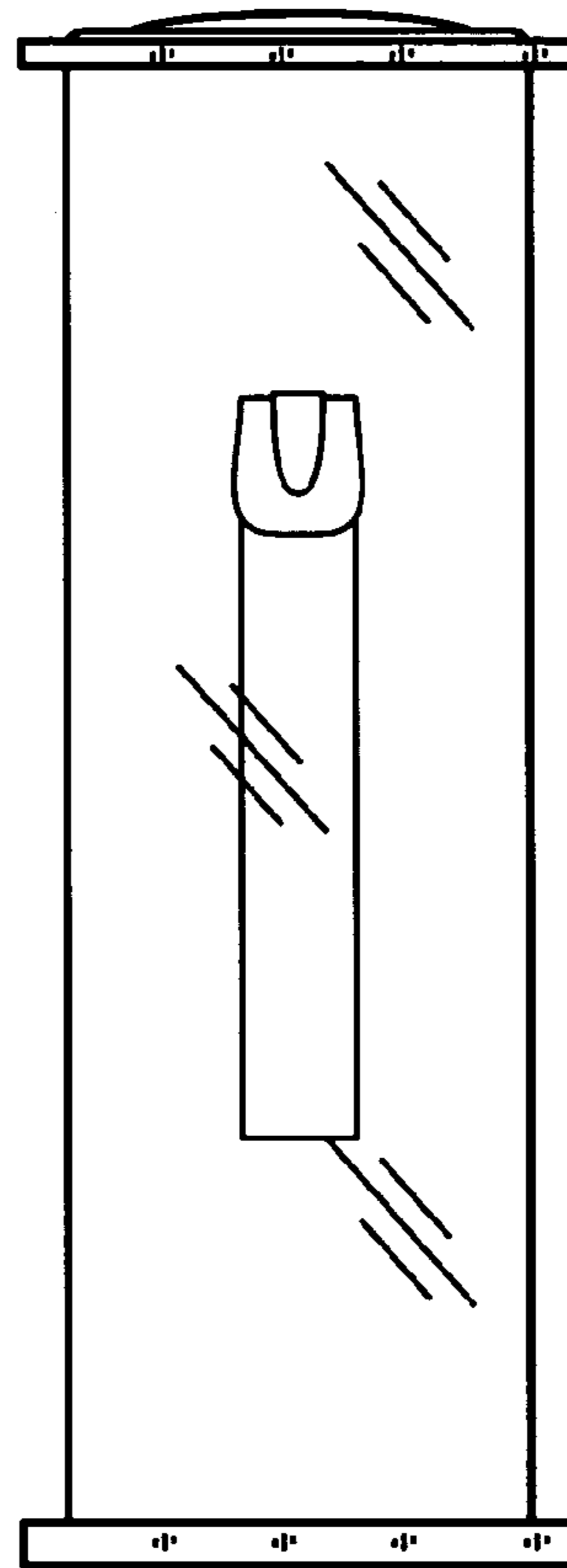


Fig. 7