

US00D567572S

(12) **United States Design Patent**
Cohen et al.

(10) **Patent No.: US D567,572 S**
(45) **Date of Patent: ** *Apr. 29, 2008**

(54) **COOKING DEVICE**

(75) Inventors: **Eli Cohen**, Lev HaSharon (IL); **Ann Grant**, New York, NY (US)

(73) Assignee: **AAC Trade Ltd.**, New York, NY (US)

(*) Notice: This patent is subject to a terminal disclaimer.

(**) Term: **14 Years**

(21) Appl. No.: **29/243,001**

(22) Filed: **Nov. 18, 2005**

(51) **LOC (8) Cl.** **07-02**

(52) **U.S. Cl.** **D7/354**

(58) **Field of Classification Search** D6/495;
D7/323, 354-361, 376, 378, 386, 391, 392-395,
D7/396.6, 300, 300.1, 413, 538, 542, 588,
D7/612-615, 622; D9/415, 425, 428, 500-505,
D9/549, 548, 574, 575; 99/324, 346, 492;
206/0.82, 315.1; 220/288, 573.1-573.5,
220/780-795, 912; 248/311.2; 366/129,
366/130, 197-205; 426/397; 453/61
See application file for complete search history.

(56) **References Cited**

U.S. PATENT DOCUMENTS

- 3,346,109 A * 10/1967 Duran 206/0.82
- 3,561,982 A * 2/1971 Oeth 426/397
- D254,180 S * 2/1980 Morin D7/612
- D295,004 S * 4/1988 Schulz et al. D6/495

- D336,817 S * 6/1993 Wilcox, Jr. D7/392
- D362,784 S * 10/1995 Sperry et al. D7/396.6
- 5,456,436 A * 10/1995 Faudie 248/311.2
- 5,871,092 A * 2/1999 Rogers et al. 206/315.1
- D408,226 S * 4/1999 Hollinger D7/622
- D434,648 S * 12/2000 Li et al. D9/415
- D443,465 S * 6/2001 Kapellas et al. D7/354
- 6,709,325 B2 * 3/2004 Korsen 453/61
- D543,411 S * 5/2007 Rittberg D7/354

* cited by examiner

Primary Examiner—Caron D. Veynar
Assistant Examiner—Ricky Pham

(57) **CLAIM**

The ornamental design for a cooking device, as shown and described.

DESCRIPTION

FIG. 1 is a perspective view of a cooking device showing our new design;

FIG. 2 is a front elevational view thereof with the rear elevational being a mirror image thereof;

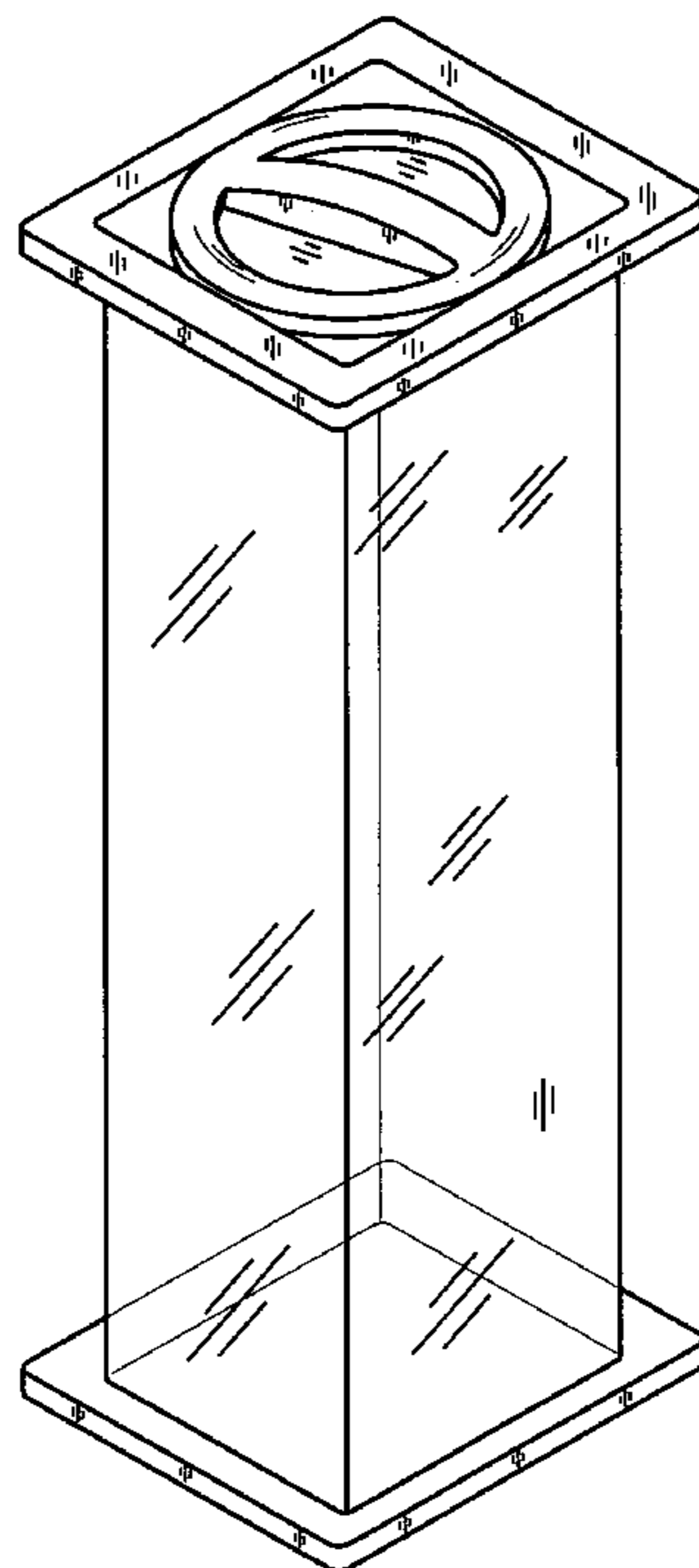
FIG. 3 is a right side elevational view with the left side being a mirror image thereof;

FIG. 4 is a top plan view thereof; and,

FIG. 5 is a bottom plan view thereof.

The broken lines shown in FIG. 5 are for illustrative purposes only and form no part of the claimed design.

1 Claim, 2 Drawing Sheets



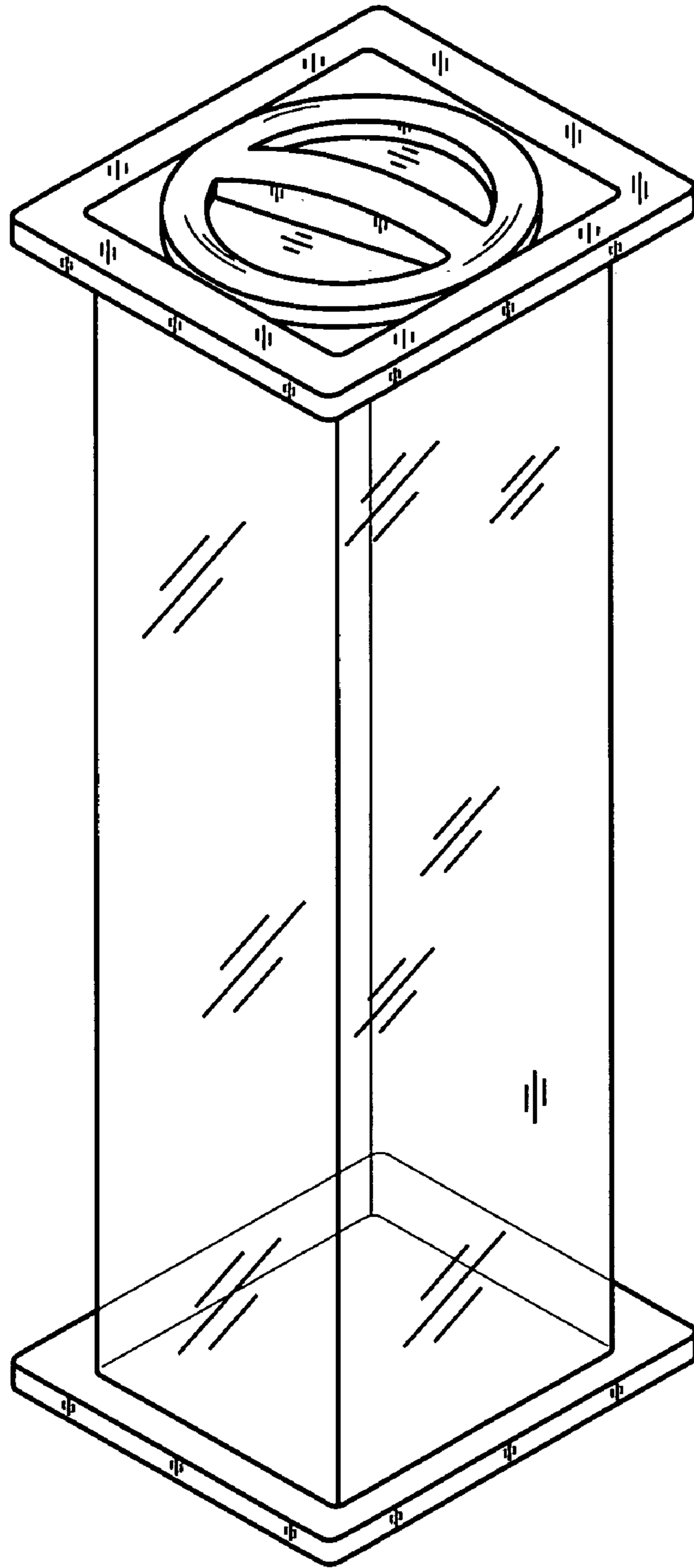


Fig. 1

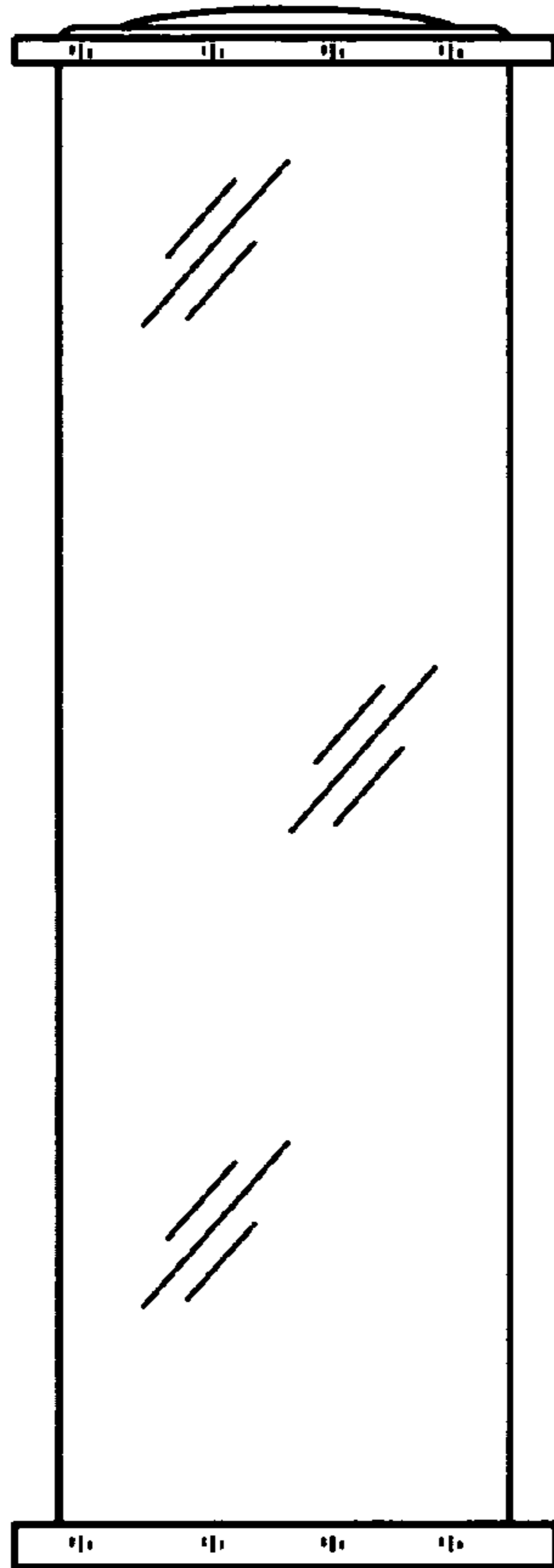


Fig. 2

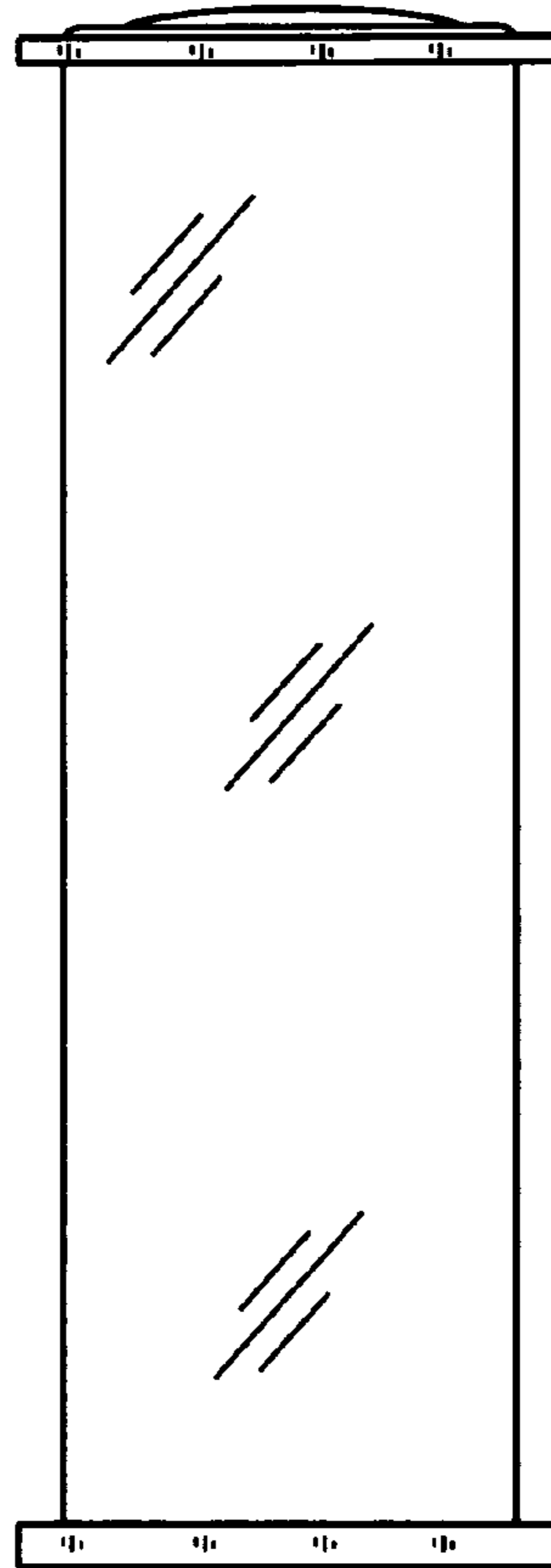


Fig. 3




Fig. 4

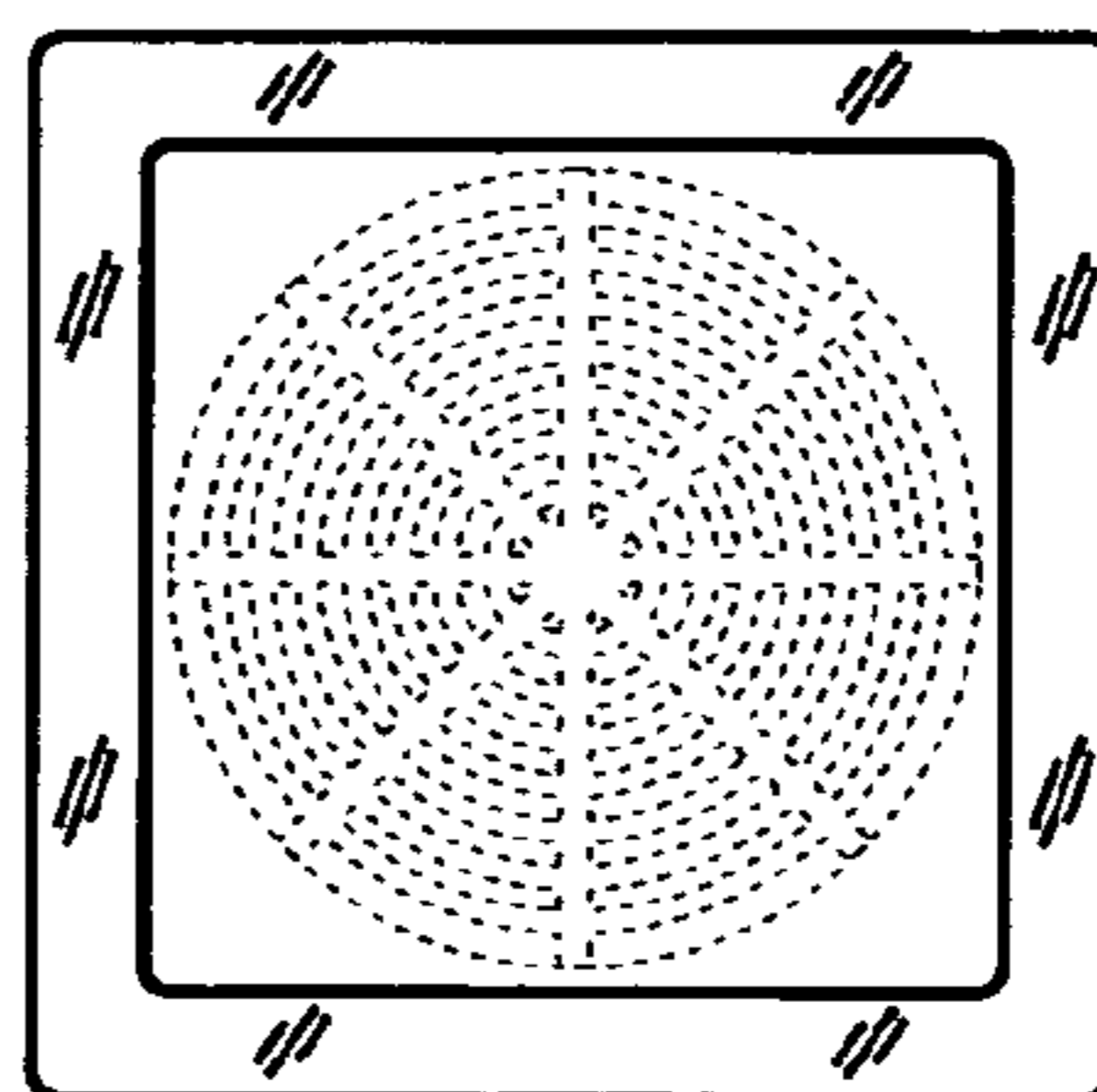


Fig. 5