

US00D567557S

(12) **United States Design Patent** (10) **Patent No.:** **US D567,557 S**  
**Snell** (45) **Date of Patent:** **\*\* Apr. 29, 2008**

(54) **OVER TANK TOILET TISSUE ROLL  
RESERVE**

(75) Inventor: **Russell Benton Snell**, Bentleyville, OH  
(US)

(73) Assignee: **InterDesign, Inc.**, Solon, OH (US)

(\*\*) Term: **14 Years**

(21) Appl. No.: **29/286,438**

(22) Filed: **May 4, 2007**

(51) **LOC (8) Cl.** ..... **23-02**

(52) **U.S. Cl.** ..... **D6/523**

(58) **Field of Classification Search** ..... D6/546–550,  
D6/518–519, 522–524; D8/300, 303, 315–321;  
108/28–29; 211/13.1, 16, 60.1, 86.01, 87.01,  
211/88.01, 88.04, 100, 105.1–105.2, 123,  
211/181.1, 182; 248/175, 176.1, 251, 302;  
16/110.1, 412, 415; 242/570, 590, 595–598  
See application file for complete search history.

(56) **References Cited**

**U.S. PATENT DOCUMENTS**

D393,389 S \* 4/1998 Thurston-Chartraw  
et al. .... D6/523  
D420,842 S \* 2/2000 Thurston-Chartraw ..... D6/513  
D513,680 S 1/2006 Snell  
D540,083 S 4/2007 Snell  
D540,591 S 4/2007 Snell  
D553,887 S \* 10/2007 Goodman et al. .... D6/522

**OTHER PUBLICATIONS**

InterDesign, Inc. Product Brochure—2000, pp. 24, 26, 28, 29.  
InterDesign, Inc. Product Brochure—2001, p. 8.

InterDesign, Inc. Product Brochure—2004, p. 33.

InterDesign, Inc. Product Brochure—2005, pp. 12-13.

\* cited by examiner

*Primary Examiner*—Brian N Vinson

(74) *Attorney, Agent, or Firm*—D. Peter Hochberg; Sean F.  
Mellino

(57) **CLAIM**

The ornamental design for an over tank toilet tissue roll  
reserve, as shown and described.

**DESCRIPTION**

FIG. 1 is a perspective view of the over tank toilet tissue roll  
reserve according to the invention;

FIG. 2 is a top view of the over tank toilet tissue roll reserve  
as shown in FIG. 1;

FIG. 3 is a front view of the over tank toilet tissue roll  
reserve as shown in FIG. 1;

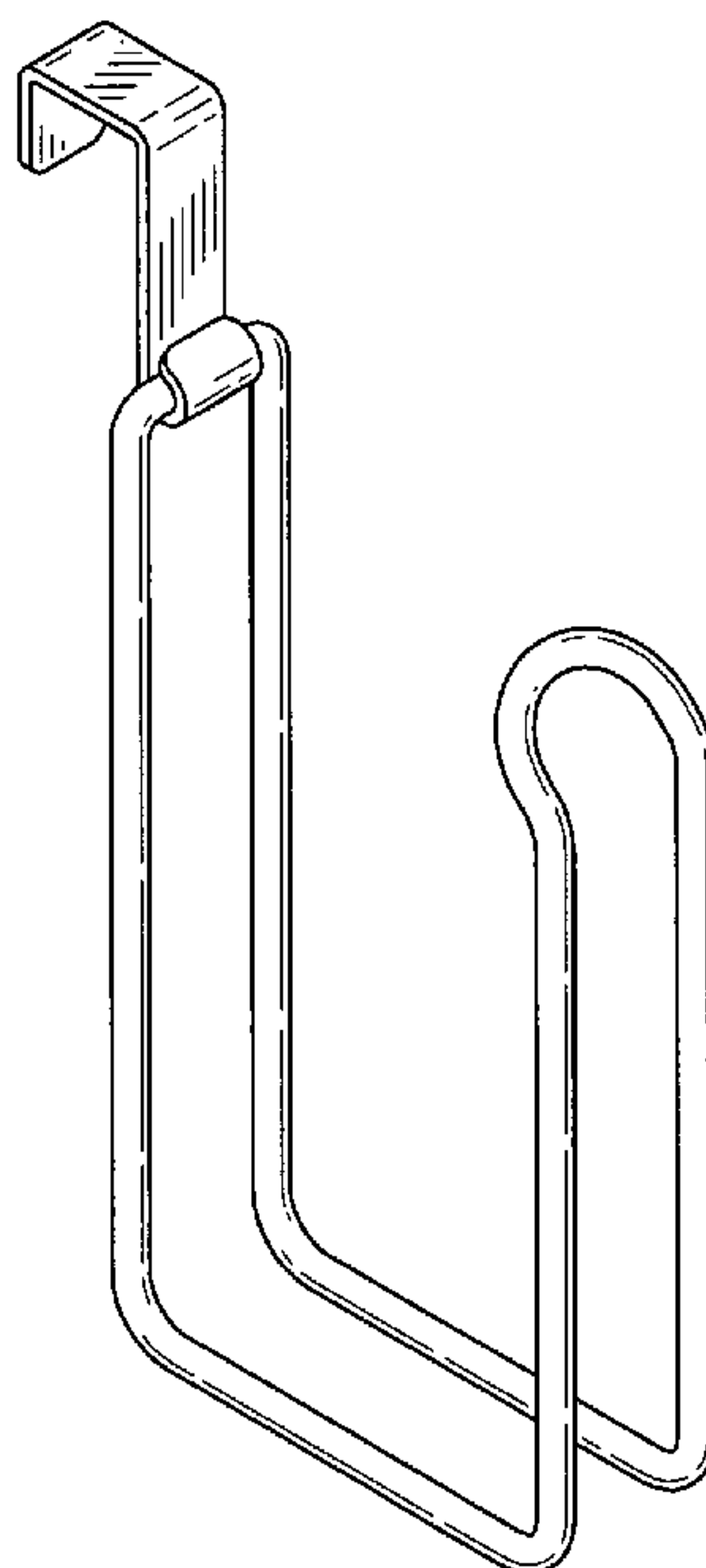
FIG. 4 is a side view of the over tank toilet tissue roll reserve  
as shown in FIG. 1;

FIG. 5 is a rear view of the over tank toilet tissue roll reserve  
as shown in FIG. 1;

FIG. 6 is a side view of the over tank toilet tissue roll reserve  
as shown in FIG. 1, shown from the opposite side as that  
shown in FIG. 4; and,

FIG. 7 is a bottom view of the over tank toilet tissue roll  
reserve as shown in FIG. 1.

**1 Claim, 3 Drawing Sheets**



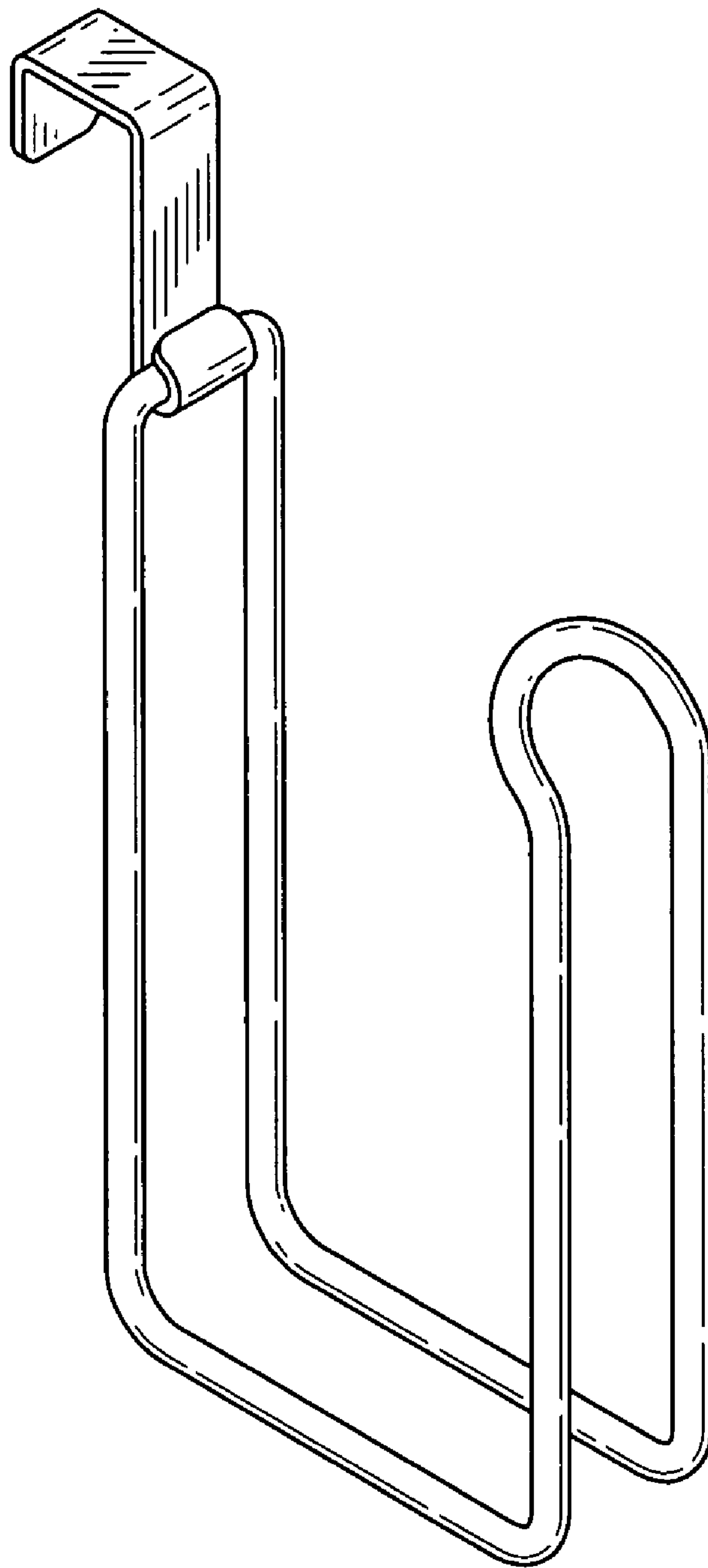


FIG-1

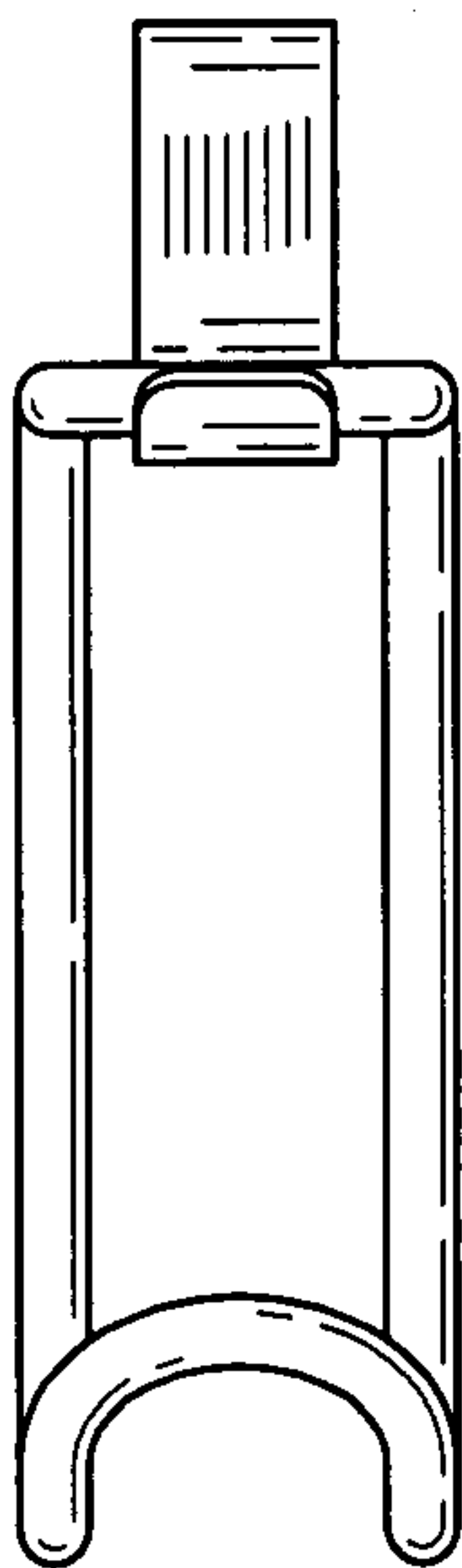


FIG-2

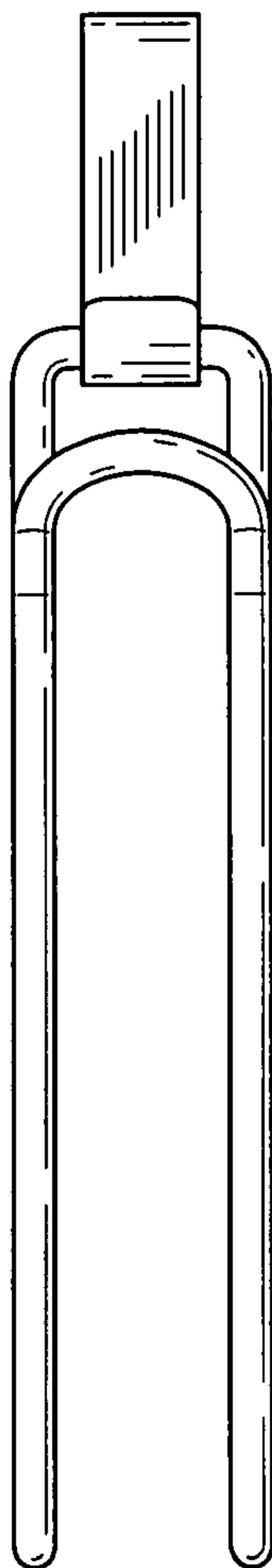


FIG-3

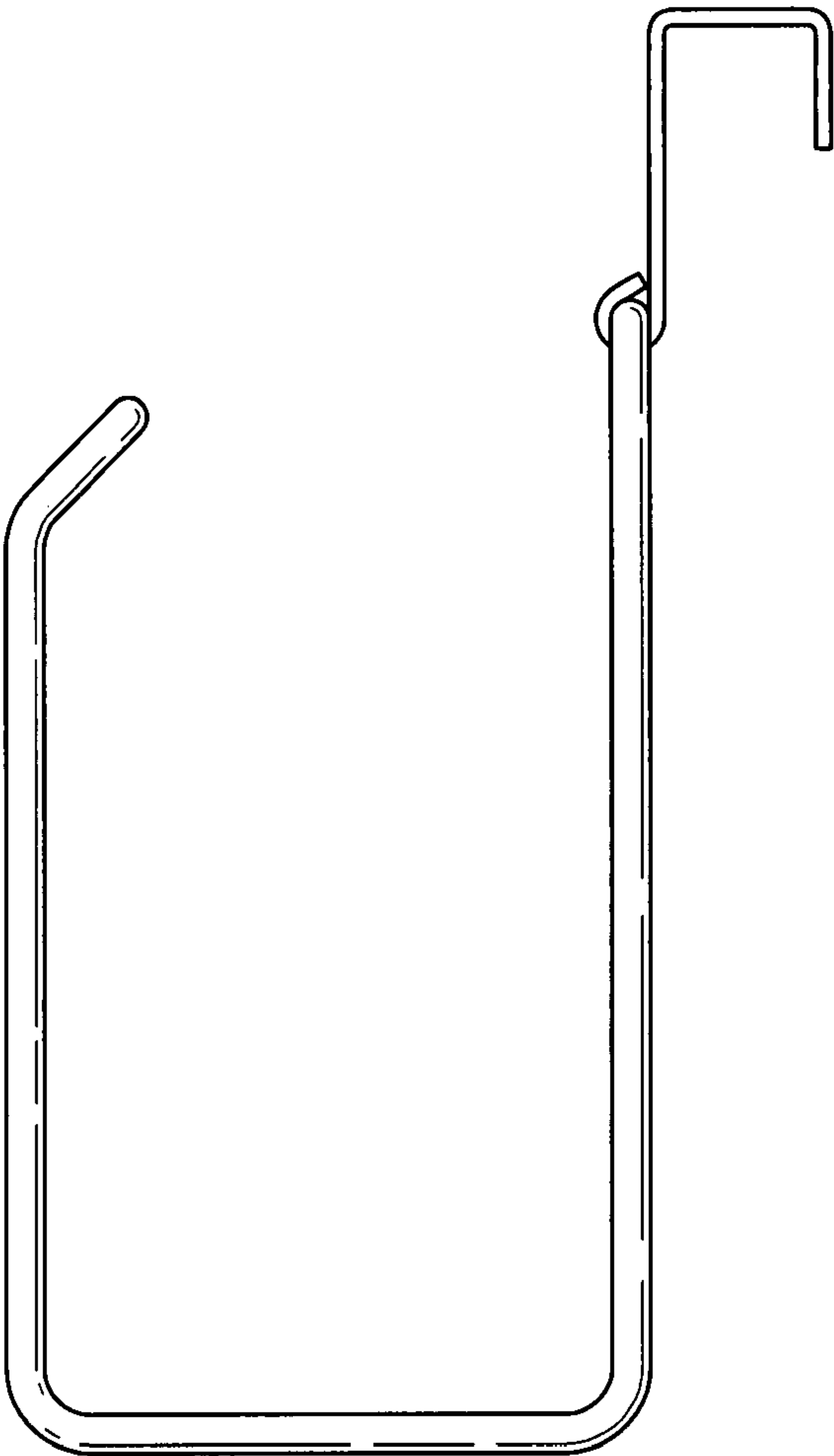


FIG-4




FIG-5

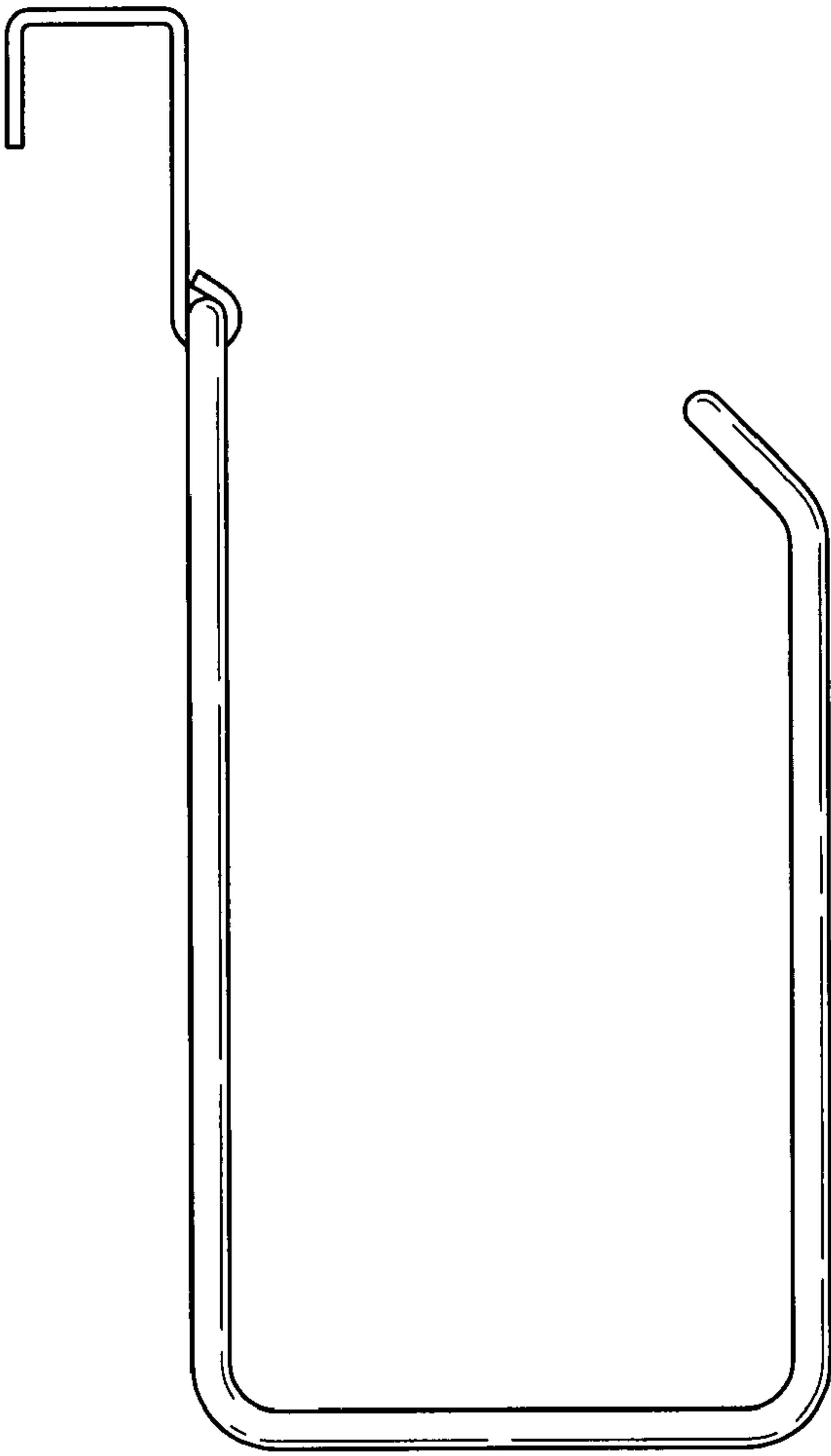


FIG-6

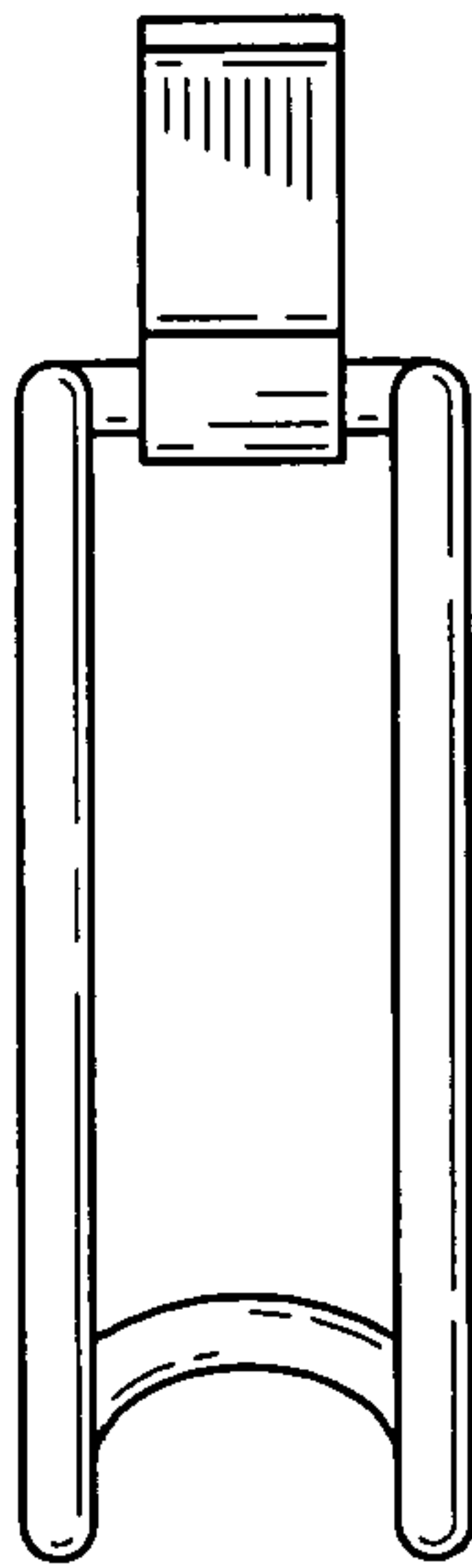


FIG-7