



US00D567534S

(12) **United States Design Patent**
Ezzo

(10) **Patent No.:** **US D567,534 S**
(45) **Date of Patent:** **** Apr. 29, 2008**

(54) **CONVERSION TRAY FOR MEDIA STORAGE CONTAINER**

(75) Inventor: **Mark A. Ezzo**, North Canton, OH (US)

(73) Assignee: **Nexpak Corporation**, Duluth, GA (US)

(**) Term: **14 Years**

(21) Appl. No.: **29/280,830**

(22) Filed: **Jun. 8, 2007**

Related U.S. Application Data

(62) Division of application No. 29/239,897, filed on Oct. 5, 2005, now Pat. No. Des. 547,994.

(51) **LOC (8) Cl.** **06-01**

(52) **U.S. Cl.** **D6/429**

(58) **Field of Classification Search** D6/407,
D6/450, 626-635; D9/433, 422, 418, 428,
D9/522, 523, 544, 663; D3/303, 294, 218;
D14/137, 479, 478, 474; 206/311, 310, 309,
206/308.2, 308.1, 307, 303, 232, 579, 493,
206/472, 312, 751, 755, 457; 53/445, 462;
211/40

See application file for complete search history.

(56) **References Cited**

U.S. PATENT DOCUMENTS

D379,894 S * 6/1997 Minter D6/631
D517,363 S * 3/2006 Goto D6/629

D517,850 S * 3/2006 Goto D6/629
D518,674 S * 4/2006 Goto D6/629
D522,302 S * 6/2006 Goto D6/629
D543,766 S * 6/2007 Goto D6/634
D547,994 S * 8/2007 Ezzo D6/629

* cited by examiner

Primary Examiner—Charles A. Rademaker

Assistant Examiner—Charles D Hanson

(74) *Attorney, Agent, or Firm*—Zollinger & Burleson Ltd.

(57) **CLAIM**

The ornamental design for a conversion tray for media storage container, as shown and described.

DESCRIPTION

FIG. 1 is a perspective view of a conversion tray for media storage container showing our new design;

FIG. 2 is a top plan view thereof;

FIG. 3 is a bottom plan view thereof;

FIG. 4 is a left side view thereof;

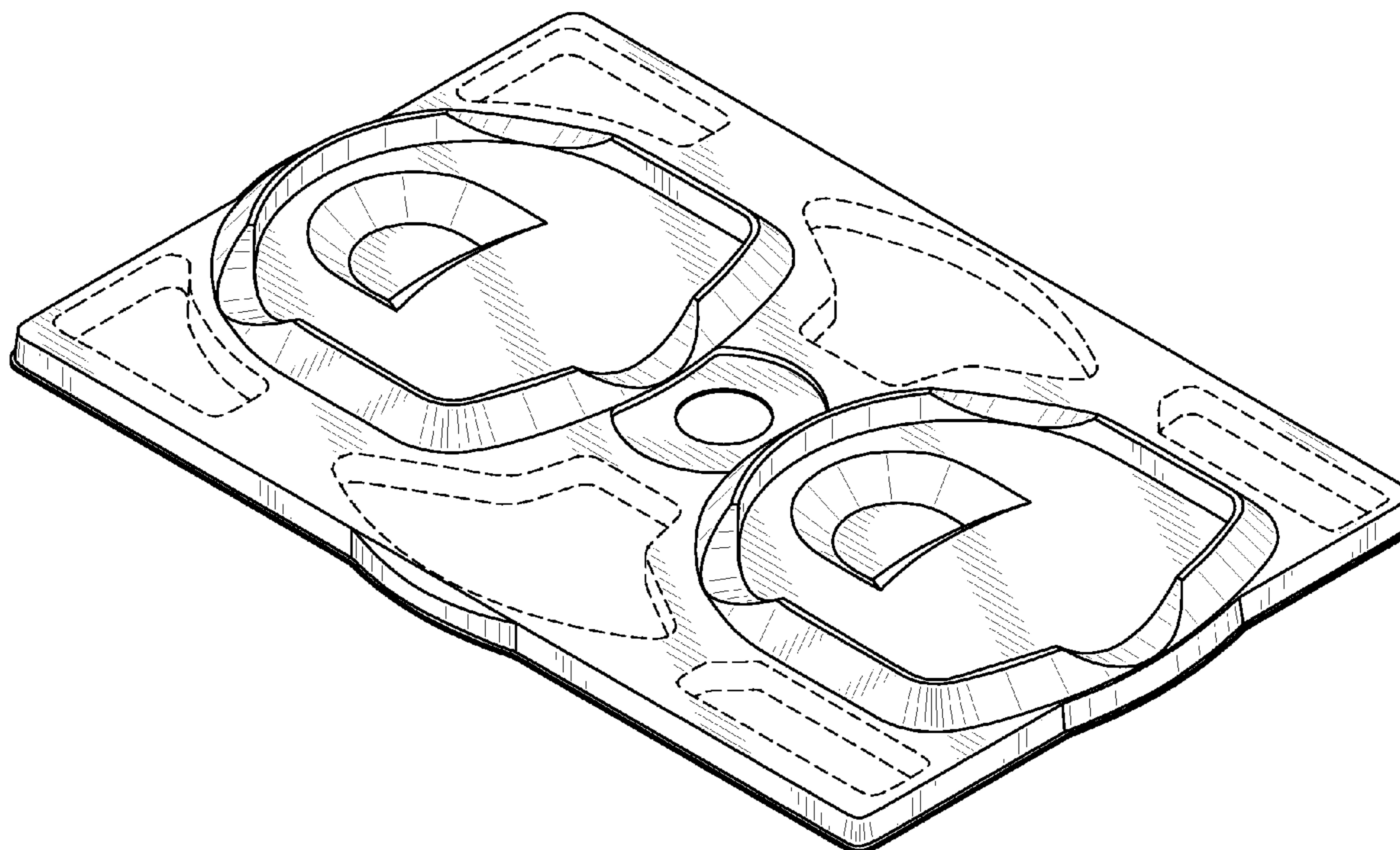
FIG. 5 is a right side view thereof;

FIG. 6 is a rear elevation view thereof; and,

FIG. 7 is a front elevation view thereof.

The broken line showing is included for the purpose of illustrating environmental structure and forms no part of the claimed design.

1 Claim, 5 Drawing Sheets



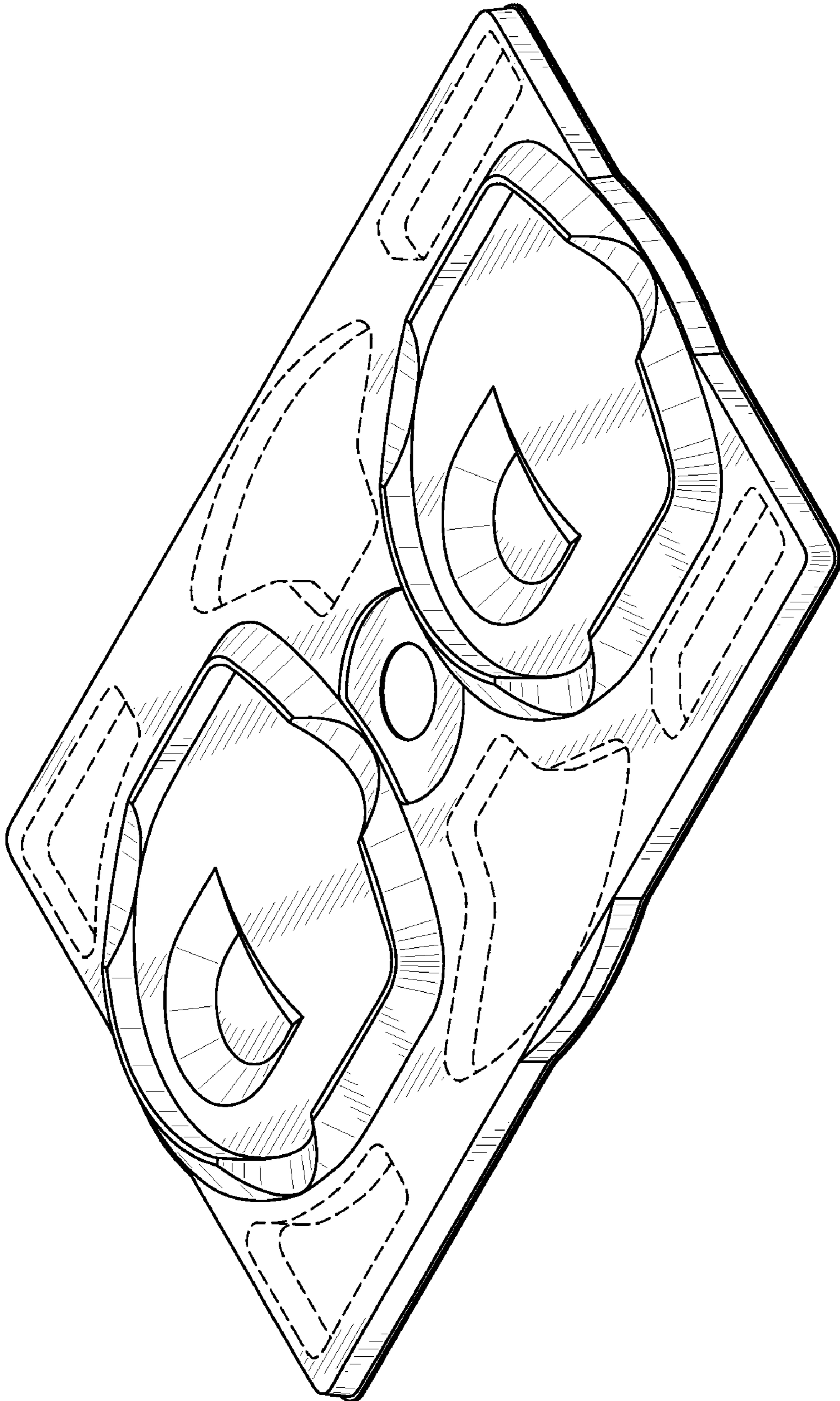


FIG. 1

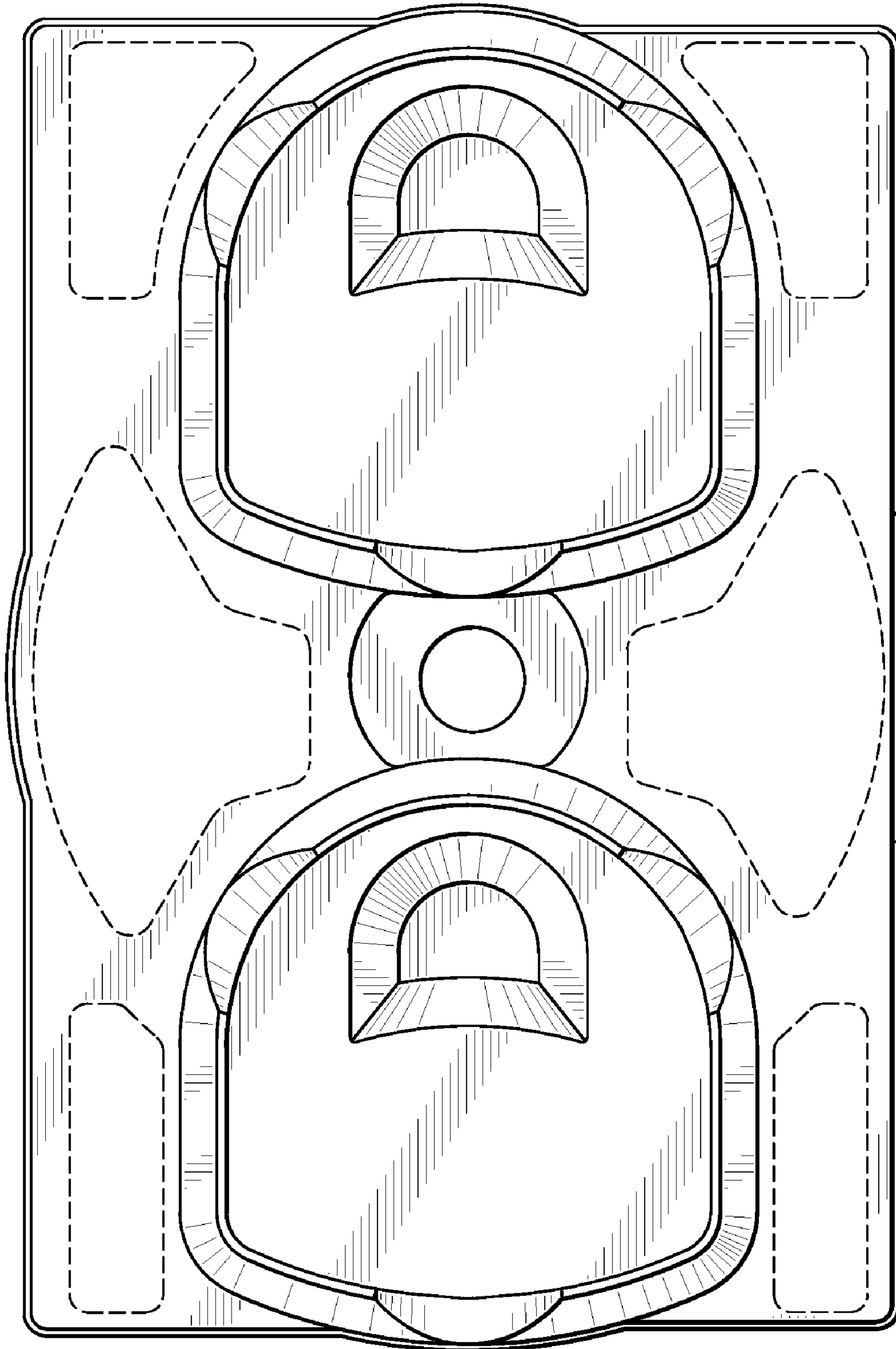


FIG. 2

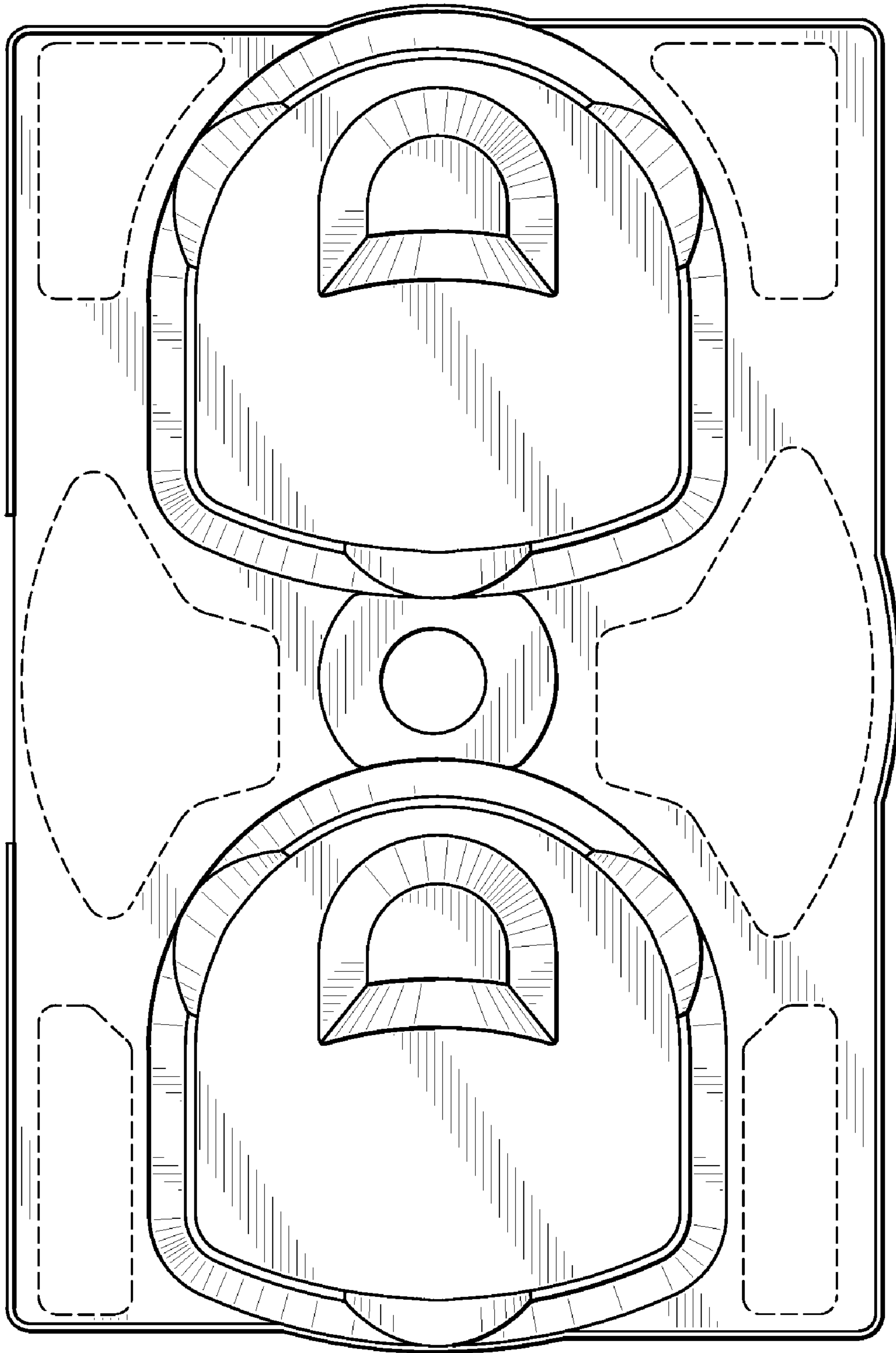


FIG. 3

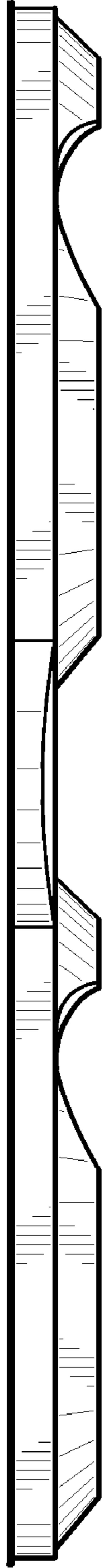


FIG. 4




FIG. 5



FIG. 6

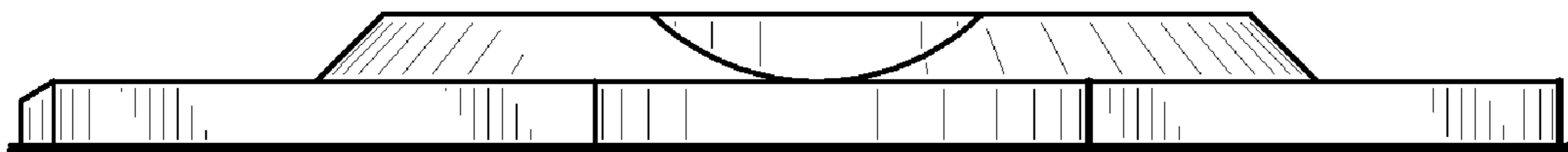


FIG. 7