



US00D567531S

(12) **United States Design Patent**
Lamb et al.

(10) **Patent No.:** **US D567,531 S**
(45) **Date of Patent:** **** Apr. 29, 2008**

- (54) **SOFA**
- (75) Inventors: **Christie D. Lamb**, Tupelo, MS (US);
Lisa A. Adair, New Albany, MS (US)
- (73) Assignee: **Ashley Furniture Industries, Inc.**,
Arcadia, WI (US)
- (**) Term: **14 Years**
- (21) Appl. No.: **29/296,155**
- (22) Filed: **Oct. 15, 2007**
- (51) **LOC (8) Cl.** **06-01**
- (52) **U.S. Cl.** **D6/381**
- (58) **Field of Classification Search** D6/334,
D6/335, 337, 341, 349, 353, 354, 377, 367-369,
D6/381, 383, 492, 500-502; 5/12.1, 12.2;
297/16.1, 232, 16.2, 245, 283.2, 353, 354.1,
297/445.1, 448.1

See application file for complete search history.

(56) **References Cited**

U.S. PATENT DOCUMENTS

- D260,825 S 9/1981 Redmond
- D271,446 S 11/1983 Long
- D353,721 S * 12/1994 Lowman D6/379
- D363,171 S * 10/1995 Kramer D6/381
- D368,173 S * 3/1996 Kramer D6/370
- D370,804 S * 6/1996 Zeinfeld et al. D6/429
- D379,278 S * 5/1997 Zeinfeld et al. D6/492
- D424,842 S * 5/2000 Schlichter et al. D6/492
- D425,339 S * 5/2000 Schlichter et al. D6/492
- D426,407 S * 6/2000 Schlichter et al. D6/492
- 6,298,504 B1 10/2001 Fireman
- D462,857 S * 9/2002 Pathiratne D6/492
- D463,689 S * 10/2002 Pathiratne D6/492

- D463,690 S * 10/2002 Pathiratne D6/492
- D464,512 S * 10/2002 Pathiratne D6/492
- D465,112 S * 11/2002 Pathiratne D6/492
- D465,671 S * 11/2002 Sheil et al. D6/381
- D465,676 S * 11/2002 Pathiratne D6/492
- D495,151 S * 8/2004 Porter D6/492
- D501,340 S * 2/2005 Grossman et al. D6/492
- D526,809 S 8/2006 Adair et al.
- D527,553 S * 9/2006 Porter D6/495
- D552,869 S 10/2007 Natuzzi

* cited by examiner

Primary Examiner—Sandra Snapp

(74) *Attorney, Agent, or Firm*—Patterson, Thuente, Skaar & Christensen, P.A.

(57) **CLAIM**

We claim the ornamental design for a sofa, as shown and described.

DESCRIPTION

FIG. 1 is a front perspective view of a sofa according to an embodiment of the invention. The view from the adjacent front corner being a mirror image thereof.

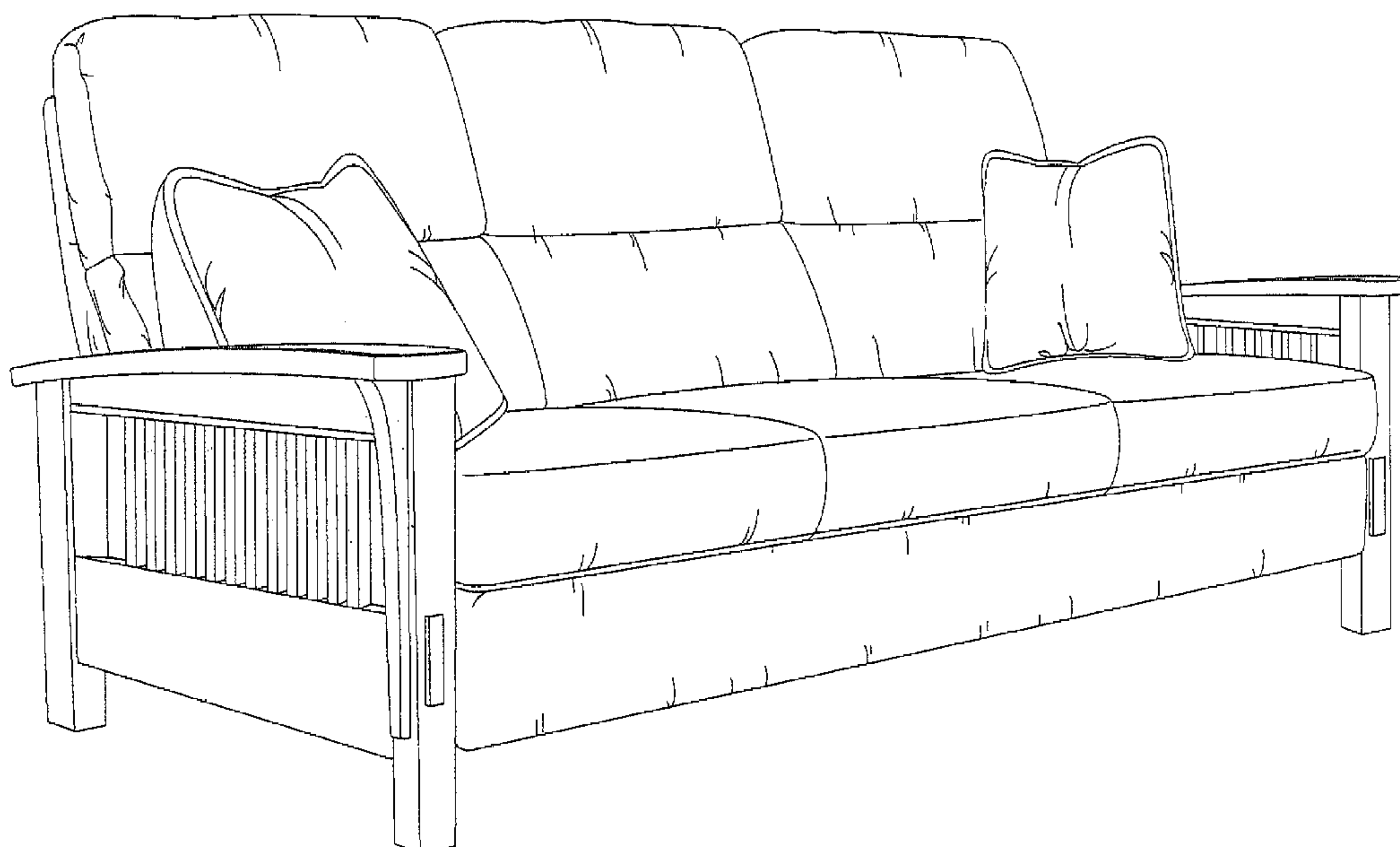
FIG. 2 is a front elevational view of a sofa according to an embodiment of the invention.

FIG. 3 is a top view of a sofa according to an embodiment of the invention.

FIG. 4 is a back elevational view of a sofa according to an embodiment of the invention; and,

FIG. 5 is a side elevational view of a sofa according to an embodiment of the invention. The view from the opposite side being a mirror image thereof.

1 Claim, 5 Drawing Sheets



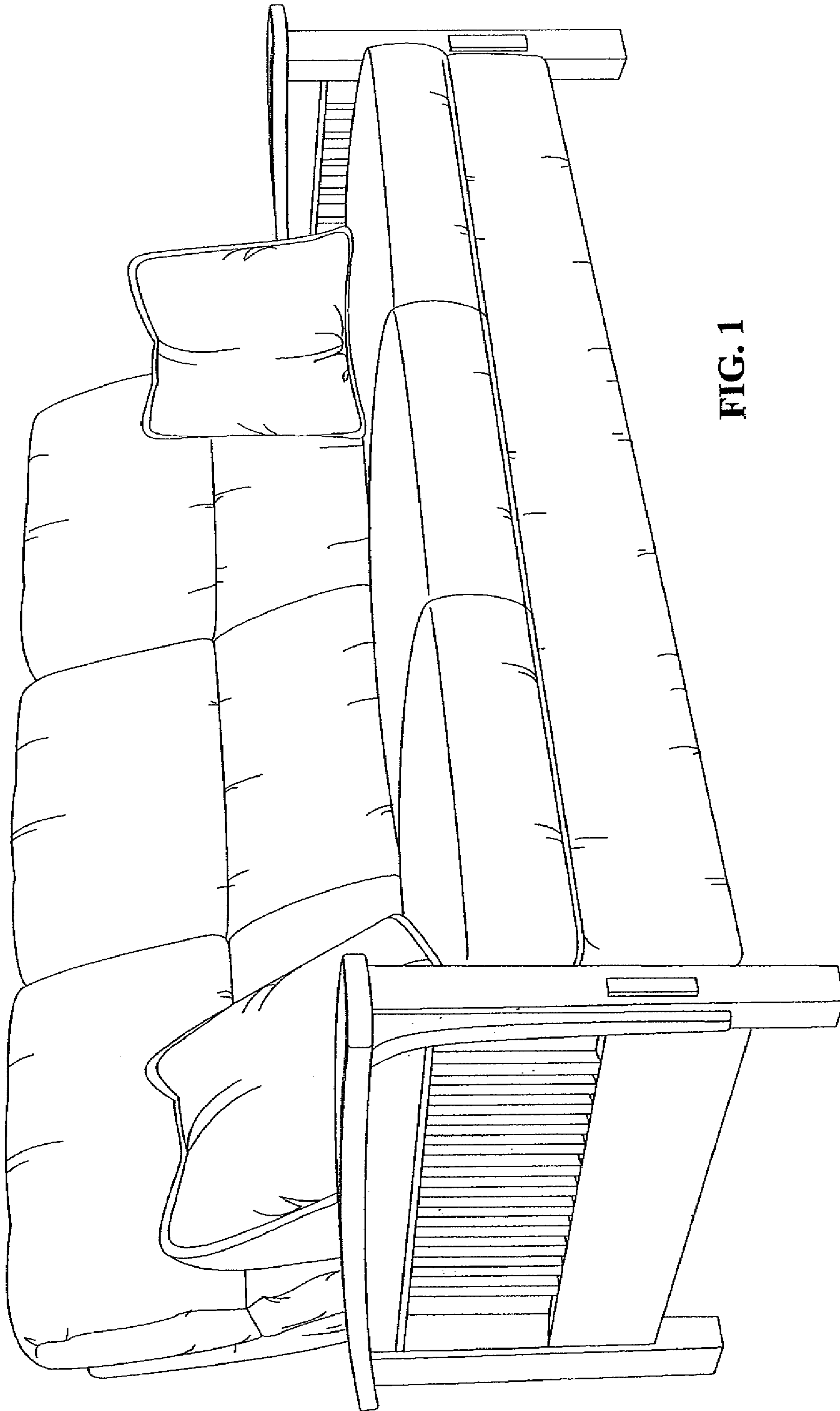


FIG. 1

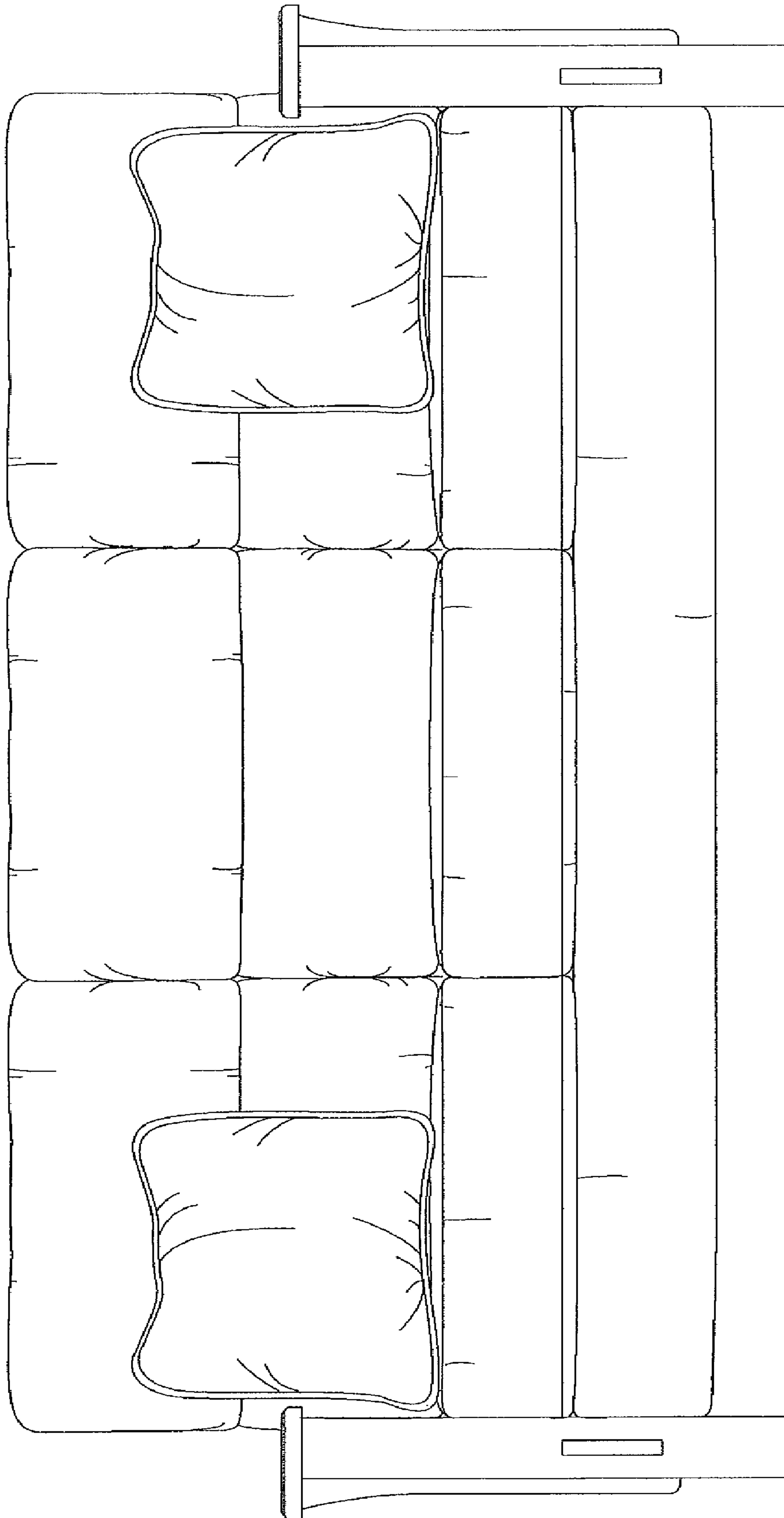


FIG. 2

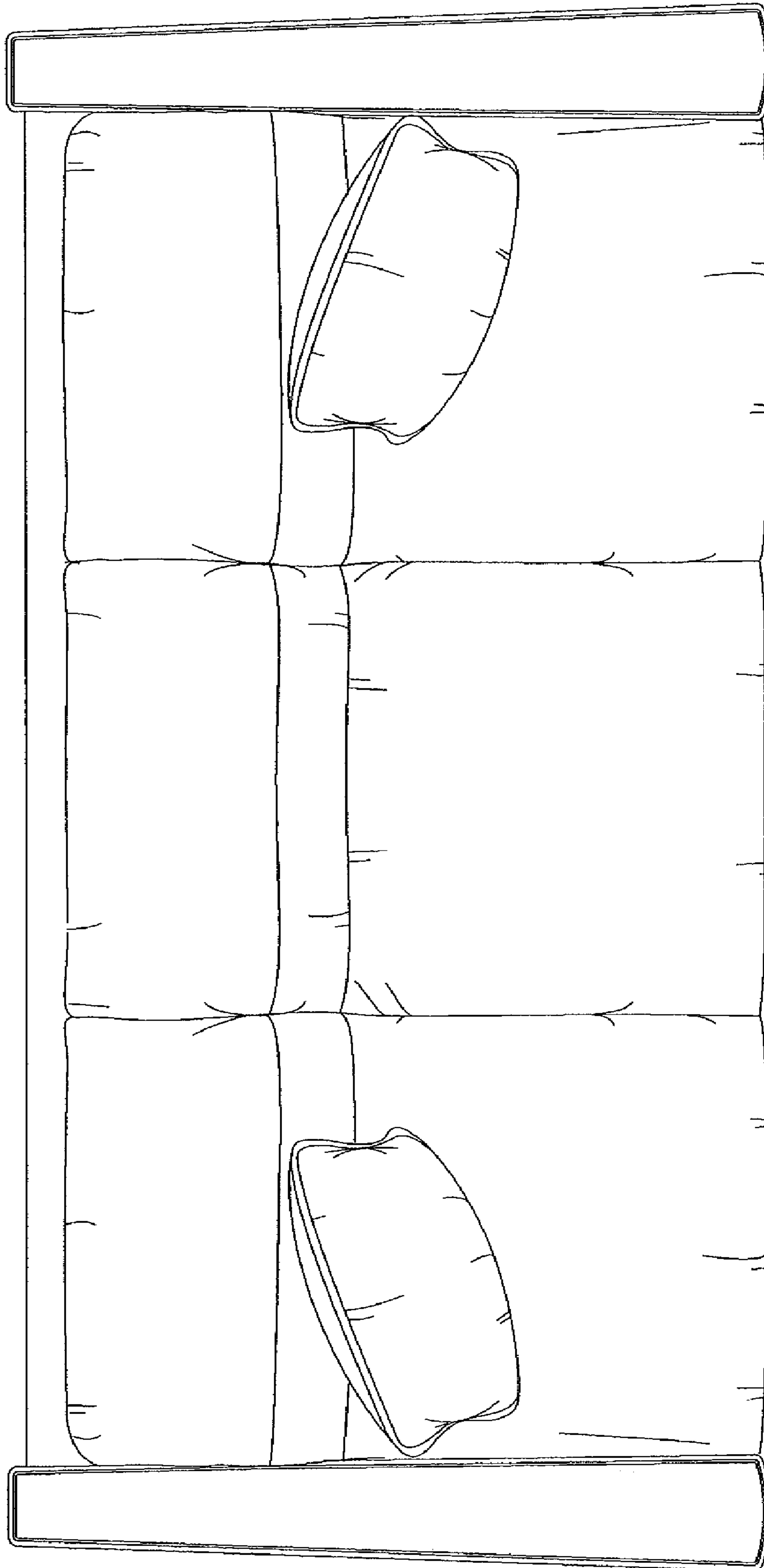


FIG. 3

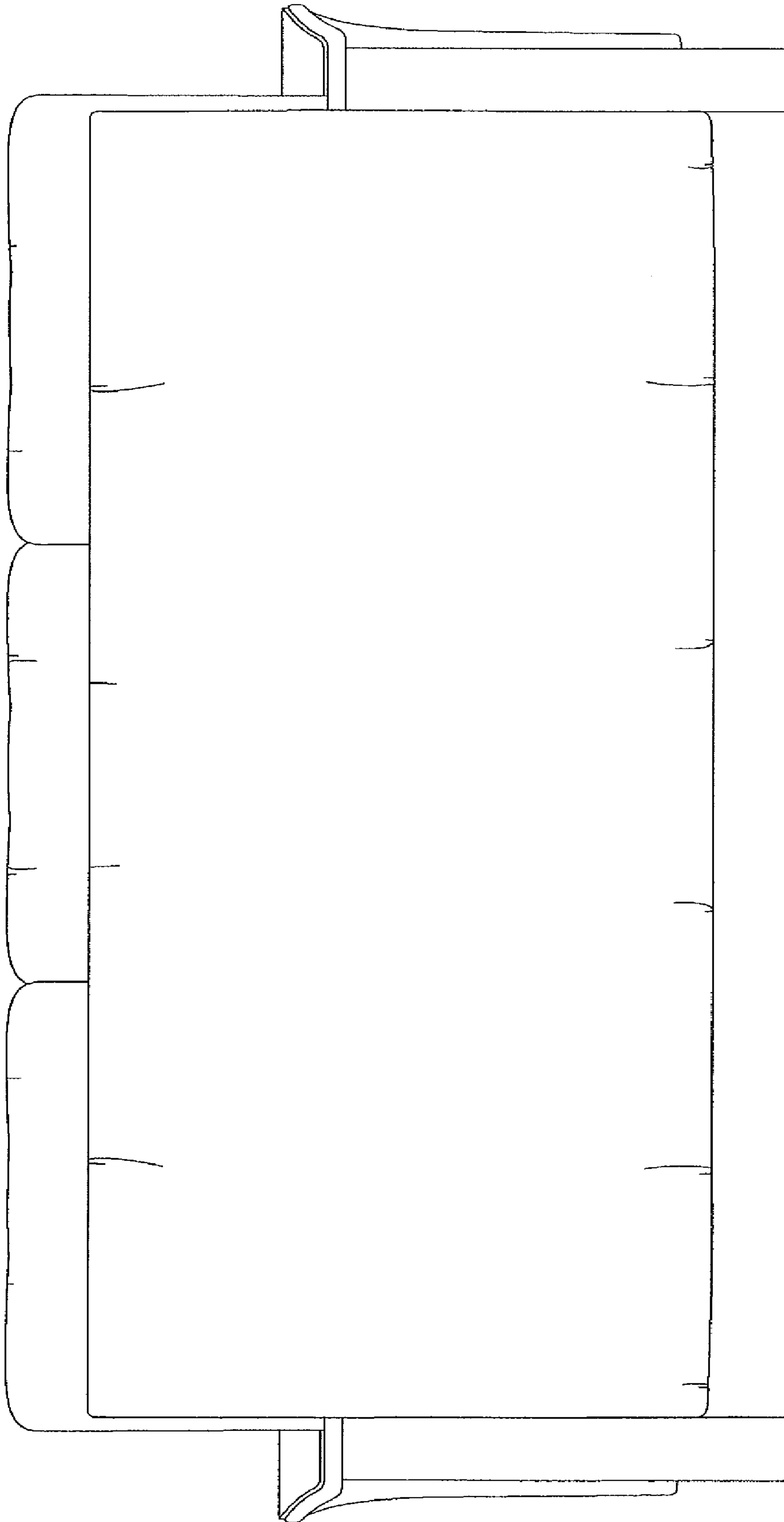


FIG. 4

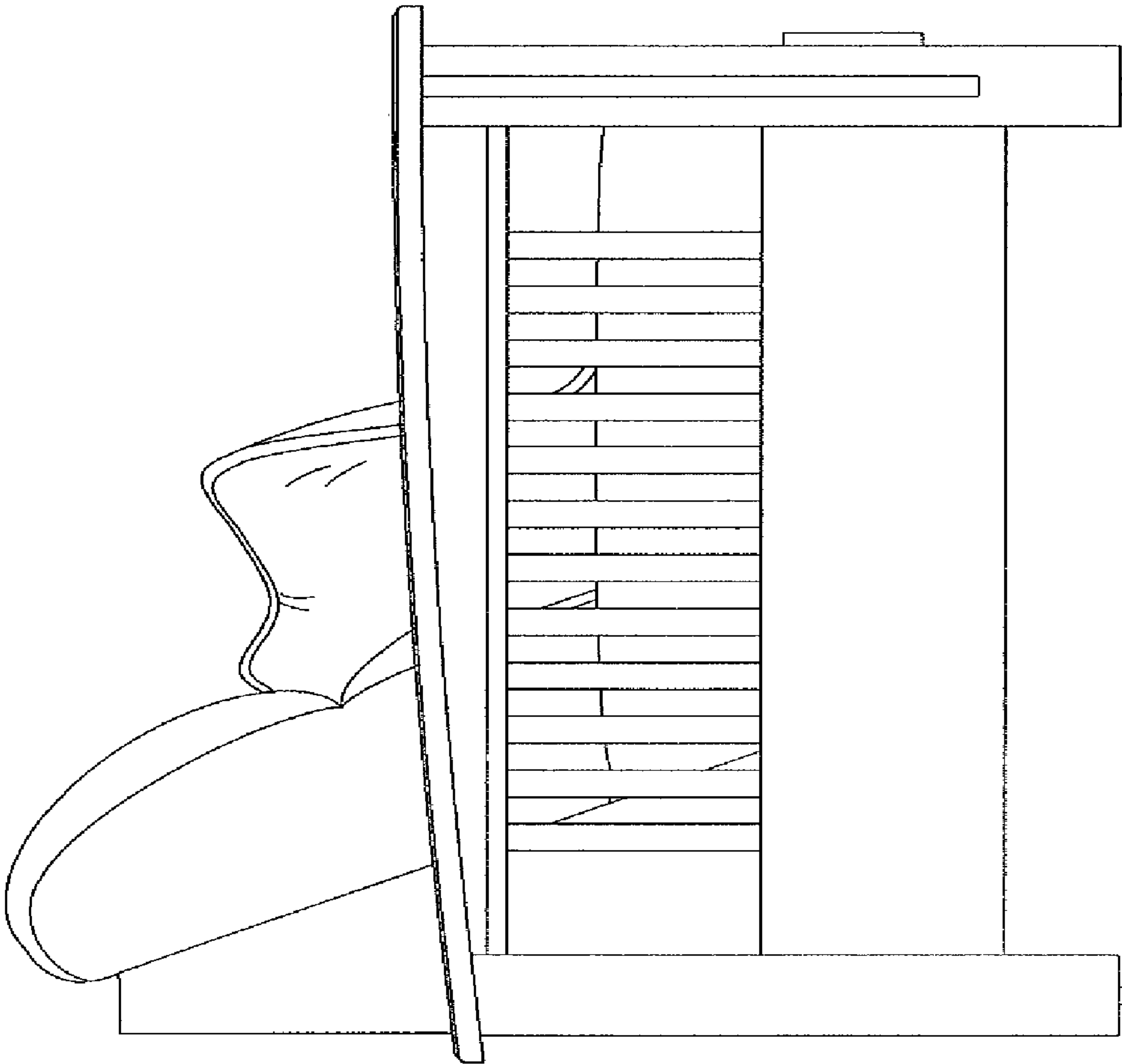


FIG. 5