



US00D567530S

(12) **United States Design Patent**
Lamb et al.

(10) **Patent No.:** **US D567,530 S**
(45) **Date of Patent:** **** Apr. 29, 2008**

- (54) **SOFA**
 - (75) Inventors: **Christie D. Lamb**, Tupelo, MS (US);
Lisa A. Adair, New Albany, MS (US)
 - (73) Assignee: **Ashley Furniture Industries, Inc.**,
Arcadia, WI (US)
 - (**) Term: **14 Years**
 - (21) Appl. No.: **29/296,078**
 - (22) Filed: **Oct. 12, 2007**
 - (51) **LOC (8) Cl.** **06-01**
 - (52) **U.S. Cl.** **D6/381**
 - (58) **Field of Classification Search** D6/334,
D6/335, 337, 341, 349, 353, 354, 377, 367-369,
D6/381, 383, 492, 500-502; 5/12.1, 12.2;
297/16.1, 232, 16.2, 245, 283.2, 353, 354.1,
297/445.1, 448.1
- See application file for complete search history.

- D527,923 S * 9/2006 Adair et al. D6/381
- D527,924 S * 9/2006 Adair et al. D6/381
- D534,008 S 12/2006 Adair et al.
- D539,558 S 4/2007 Nastri

OTHER PUBLICATIONS

Unknown photograph of sofa, prior to Oct. 12, 2007.
 Article from Furniture/Today, Apr. 26, 1999, p. 9.
 Southport - Mossy Cup 'All Leather' 93604-38-35-T965, Ashley
 Furniture Industries, Inc., Product Photography Catalog, vol. 5,
 Series 1, Spring 2003, p. 364.

* cited by examiner

Primary Examiner—Sandra Snapp

(74) *Attorney, Agent, or Firm*—Patterson, Thuente, Skaar &
Christensen, P.A.

(57) **CLAIM**

We claim the ornamental design for a sofa, as shown and
described.

DESCRIPTION

FIG. 1 is a front perspective view of a sofa according to a
first embodiment of the invention.

FIG. 2 is a front perspective view of a sofa according to an
alternative embodiment of the invention.

FIG. 3 is a front elevational view of a sofa according to the
first embodiment of the invention.

FIG. 4 is a front elevational view of a sofa according to the
alternative embodiment of the invention.

FIG. 5 is a top view of a sofa according to the first
embodiment of the invention.


FIG. 6 is a top view of a sofa according to the alternative
embodiment of the invention; and,

FIG. 7 is a side elevational view of a sofa according to either
embodiment of the invention. The view from the opposite
side being a mirror image thereof.

1 Claim, 7 Drawing Sheets

(56) **References Cited**
U.S. PATENT DOCUMENTS

- D327,588 S * 7/1992 Harmon D6/381
- D354,406 S 1/1995 Natuzzi et al.
- D379,036 S * 5/1997 Natuzzi et al. D6/381
- D381,219 S * 7/1997 Schweiger D6/381
- D381,220 S * 7/1997 Williams D6/381
- D384,513 S * 10/1997 Christa D6/381
- D388,260 S * 12/1997 Natuzzi et al. D6/381
- D388,261 S * 12/1997 Natuzzi et al. D6/381
- D388,970 S * 1/1998 Natuzzi et al. D6/381
- D414,956 S * 10/1999 Riboldi D6/381
- D418,991 S * 1/2000 Natuzzi et al. D6/381
- D419,794 S * 2/2000 Natuzzi et al. D6/381
- D438,722 S * 3/2001 Natuzzi et al. D6/381
- D441,979 S * 5/2001 Watson D6/381
- D448,198 S * 9/2001 Natuzzi et al. D6/381
- D470,327 S * 2/2003 Ricci D6/381
- D493,038 S * 7/2004 Adair et al. D6/381
- D526,804 S 8/2006 Natuzzi



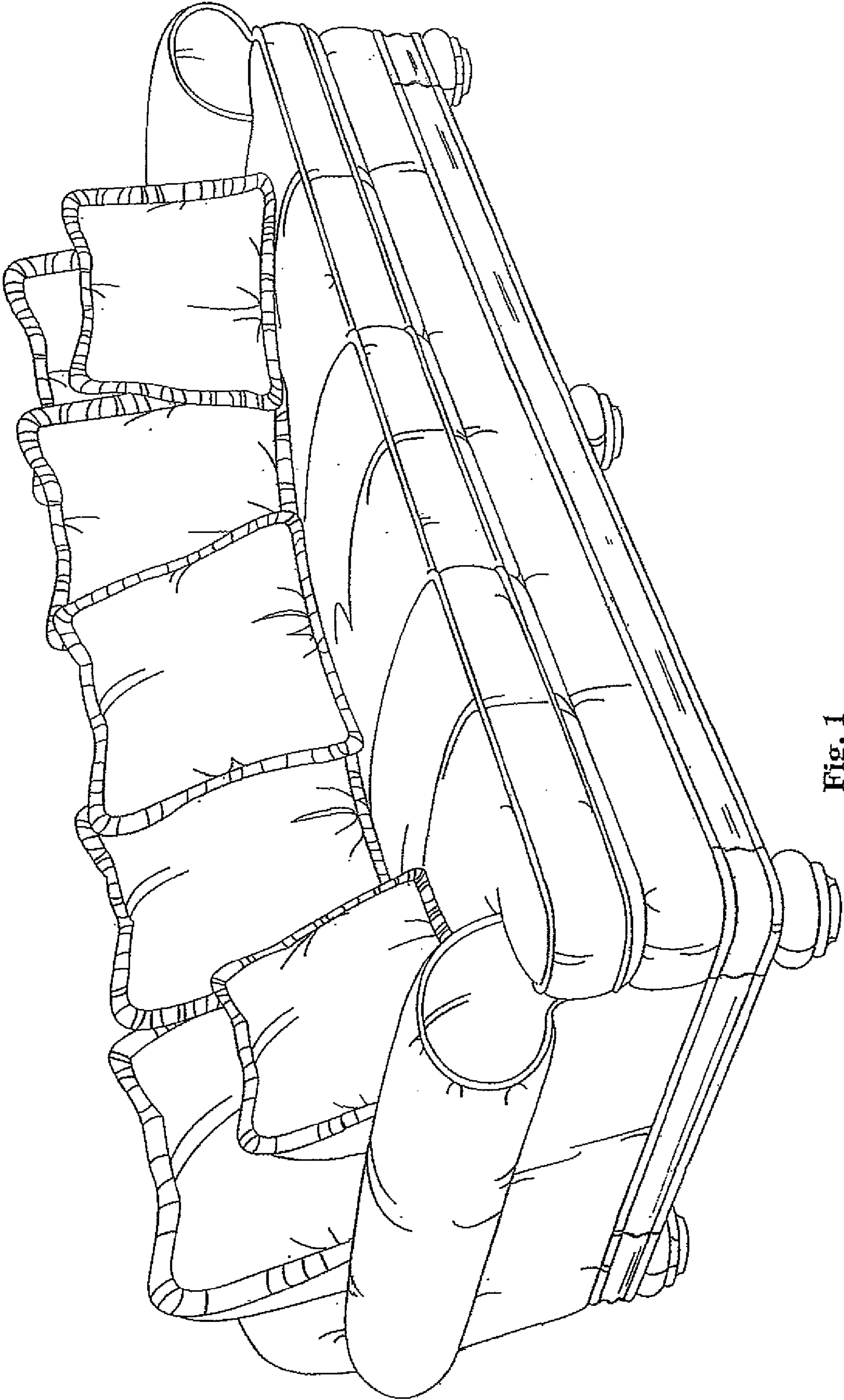


Fig. 1

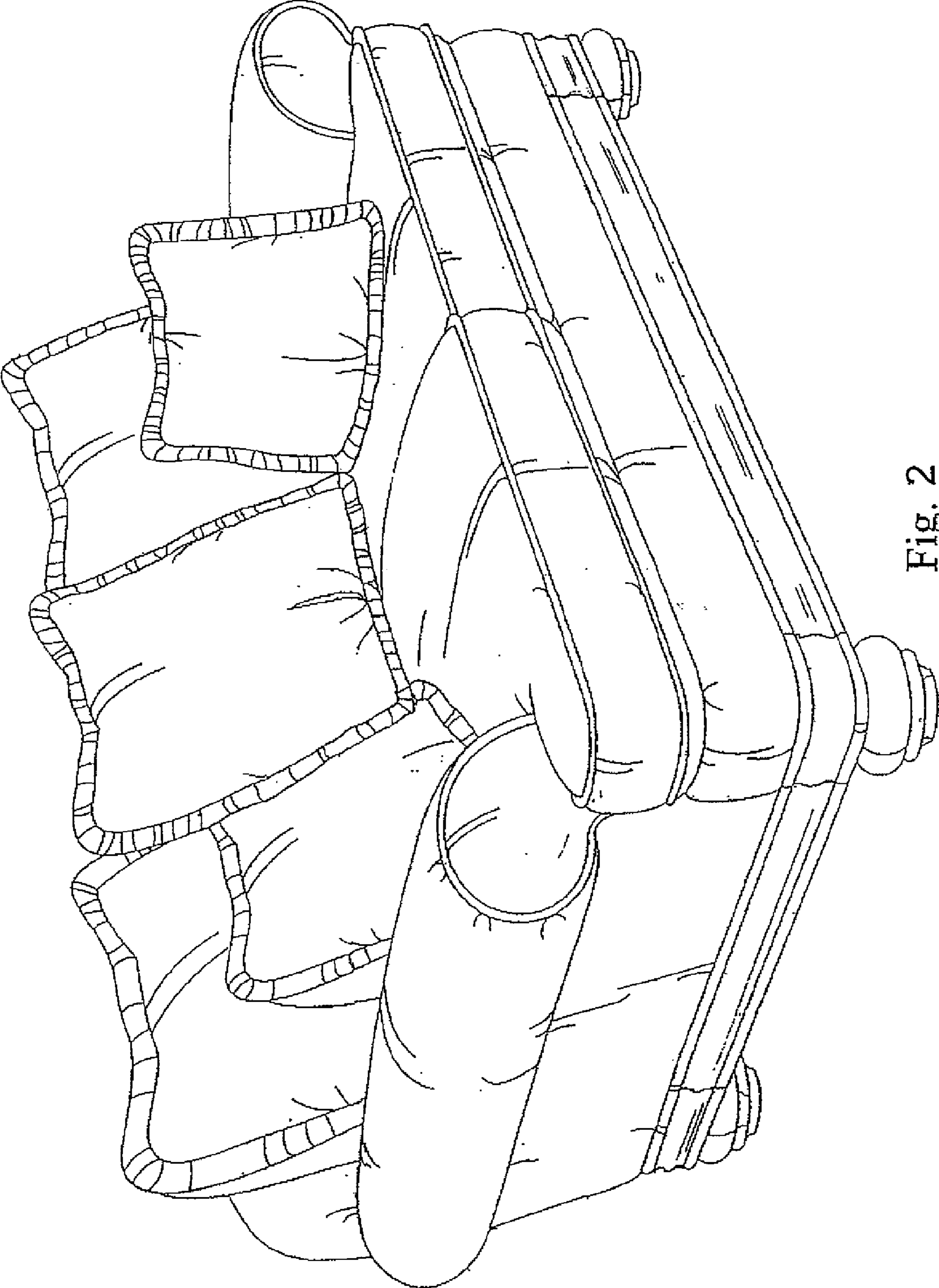


Fig. 2

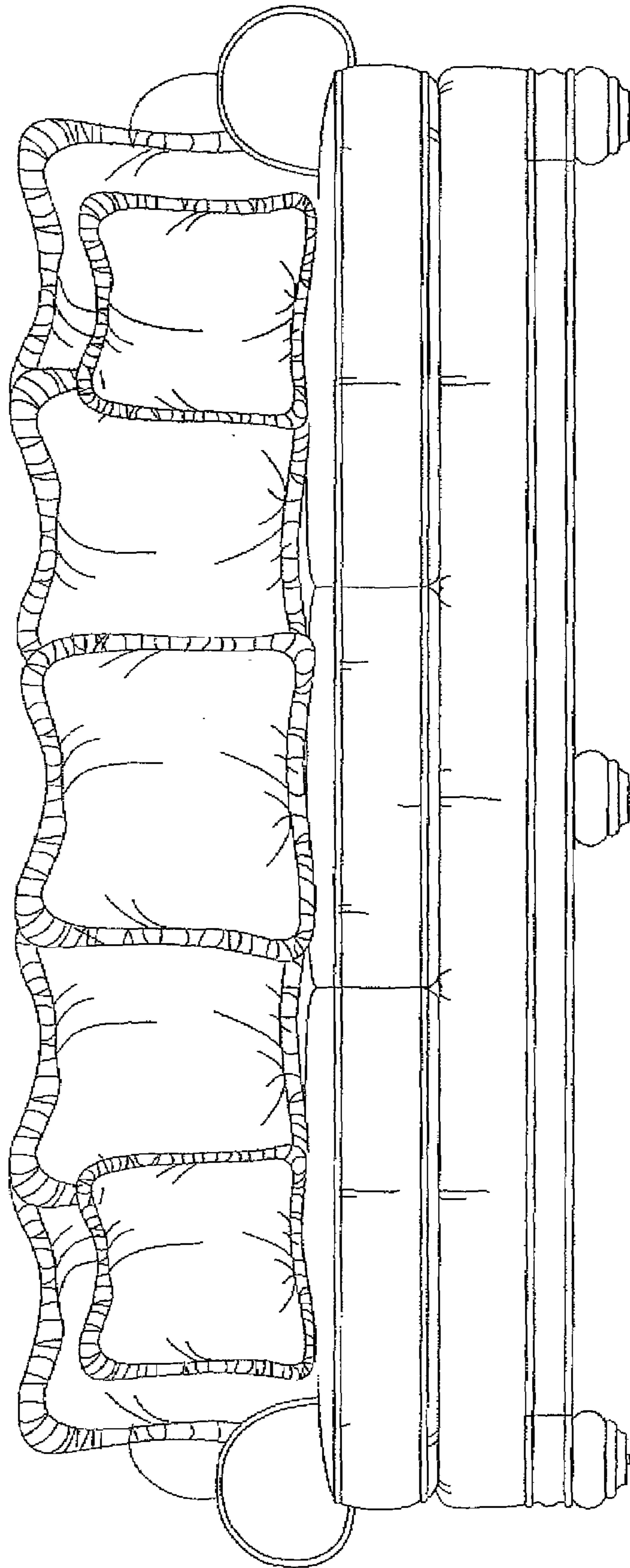


Fig. 3

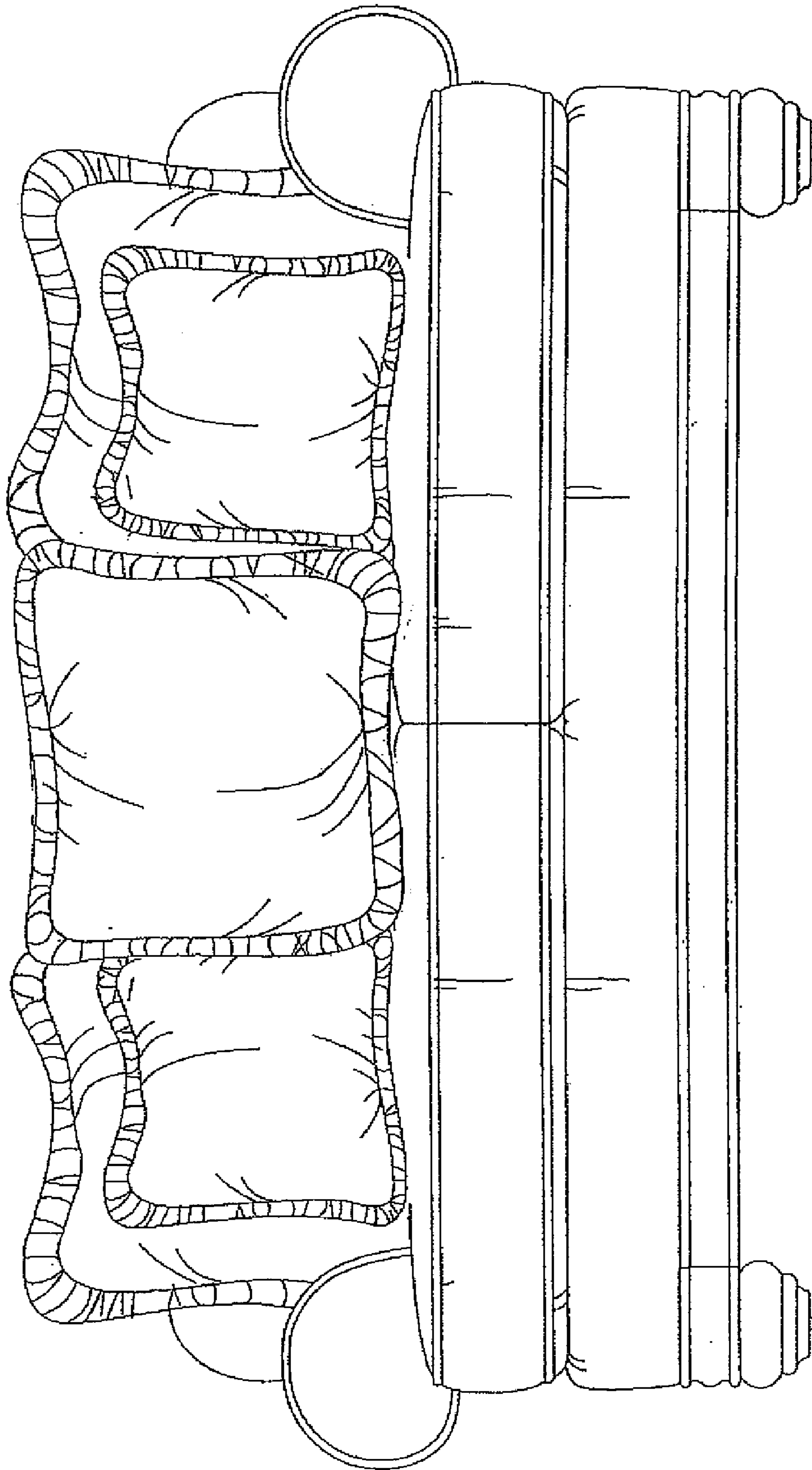


Fig. 4

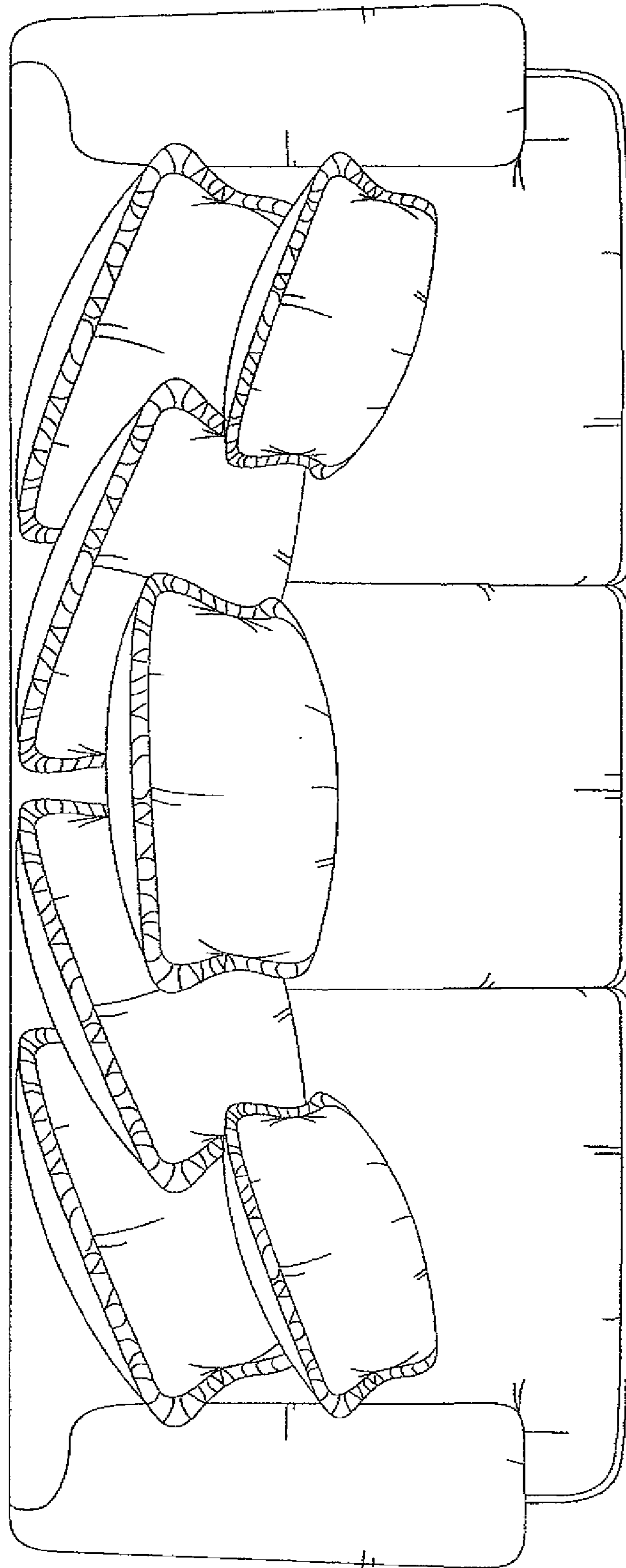


Fig. 5

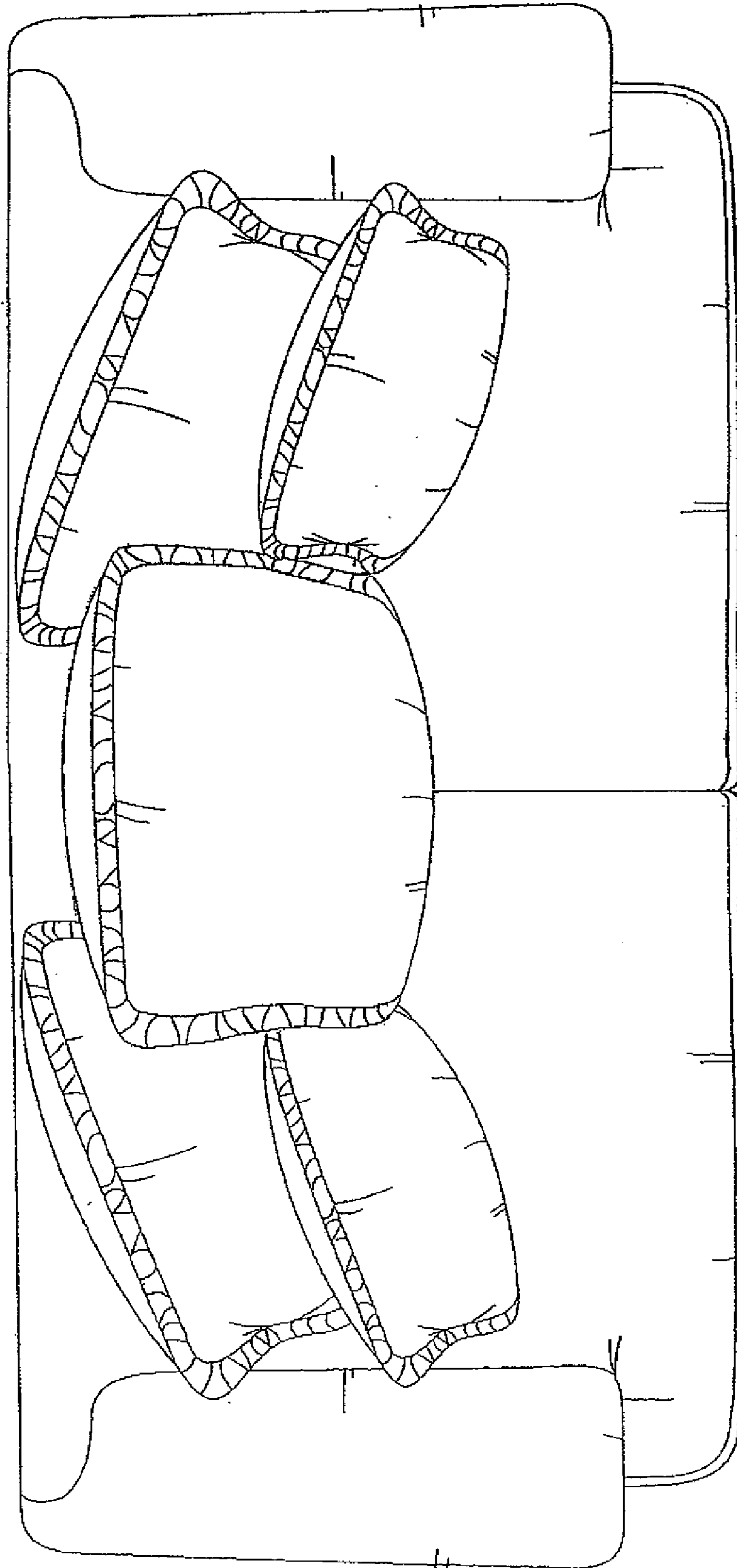


Fig. 6

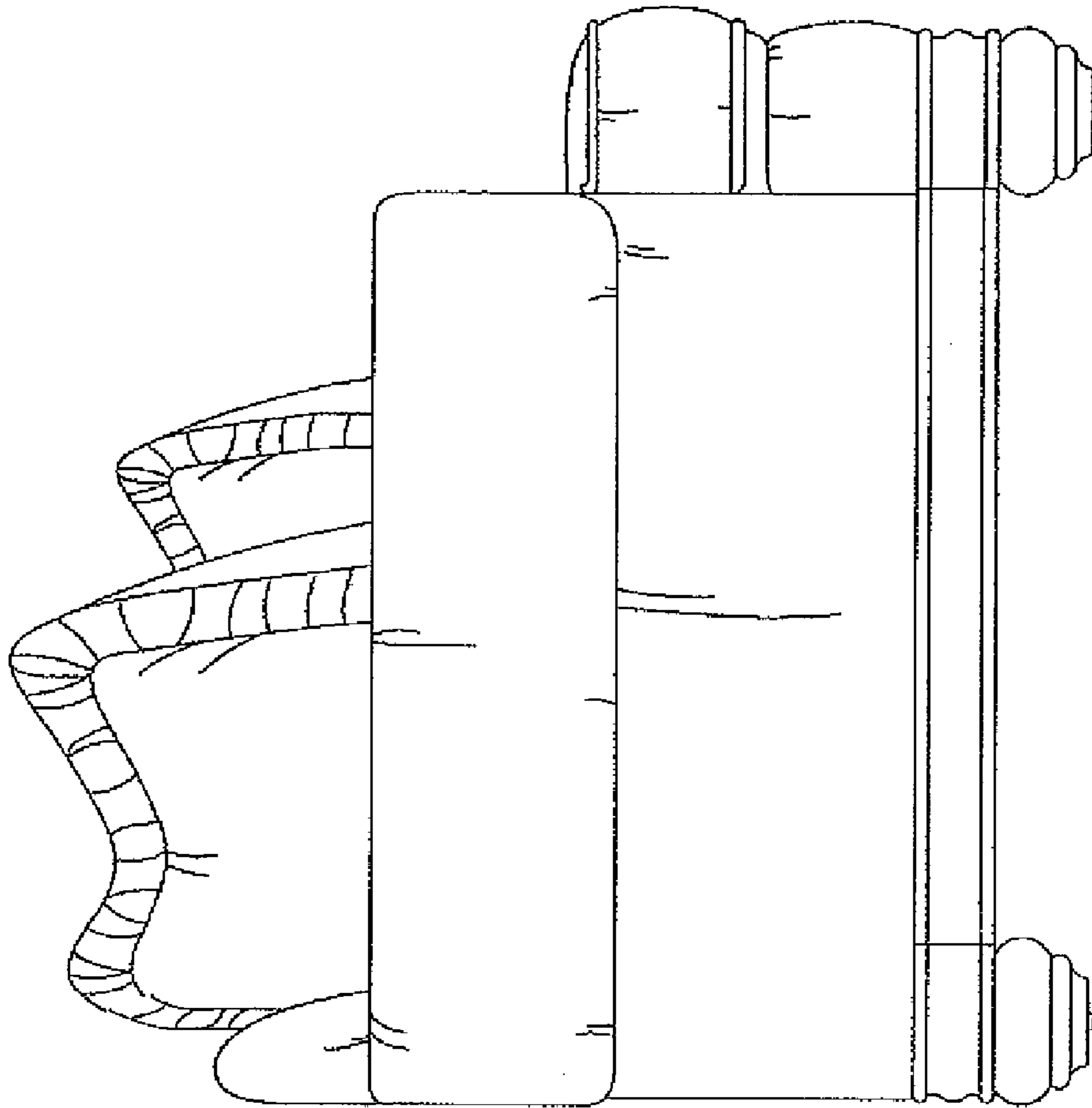


Fig. 7