

US00D567528S

(12) **United States Design Patent**
Natuzzi

(10) **Patent No.:** **US D567,528 S**
(45) **Date of Patent:** **** Apr. 29, 2008**

- (54) **SOFA**
- (75) Inventor: **Pasquale Natuzzi**, Santeramo in Colle
Bari (IT)
- (73) Assignee: **Natuzzi, S.p.A.**, Bari (IT)
- (**) Term: **14 Years**
- (21) Appl. No.: **29/295,804**
- (22) Filed: **Oct. 6, 2007**
- (51) **LOC (8) Cl.** **06-01**
- (52) **U.S. Cl.** **D6/381**
- (58) **Field of Classification Search** D6/334,
D6/335, 337, 341, 349, 353, 354, 377, 367-369,
D6/381, 383, 492, 500-502; 5/12.1, 12.2;
297/16.1, 16.2, 245, 283.2, 353, 354.1, 445.1,
297/448.1
See application file for complete search history.

D549,982 S * 9/2007 Natuzzi D6/381

OTHER PUBLICATIONS

- Natuzzi sofa #1532, International Home Furnishings Market, High Point, NC, Oct. 1996.*
- Natuzzi sofa #1517, International Home Furnishings Market, High Point, NC, Oct. 1996.*
- Natuzzi sofa #1826, International Home Furnishings Market, High Point, NC, Apr. 1999.*
- Natuzzi sofa #1719, International Home Furnishings Market, High Point, NC, Sep. 1998.*
- Natuzzi sofa # 1736, International Home Furnishings Market, High Point, NC, Sep. 1998.*
- Natuzzi sofa #1678, International Home Furnishings Market, High Point, NC, Mar. 1998.*
- Natuzzi sofa #1769, International Home Furnishings Market, High Point, NC, Mar. 1999.*

* cited by examiner

Primary Examiner—Sandra Snapp
(74) *Attorney, Agent, or Firm*—Egbert Law Offices

(56) **References Cited**

U.S. PATENT DOCUMENTS

- D440,785 S * 4/2001 Natuzzi et al. D6/381
- D448,945 S * 10/2001 Natuzzi et al. D6/381
- D472,725 S * 4/2003 Natuzzi et al. D6/381
- D474,911 S * 5/2003 Ricci D6/381
- D487,993 S * 4/2004 Natuzzi D6/381
- D496,174 S * 9/2004 Ricci D6/381
- D496,178 S * 9/2004 Ricci D6/381
- D511,904 S * 11/2005 Ricci D6/381
- D525,043 S * 7/2006 Natuzzi D6/381
- D543,376 S * 5/2007 Ricci D6/381
- D543,379 S * 5/2007 Ricci D6/381
- D547,085 S * 7/2007 Natuzzi D6/381
- D547,968 S * 8/2007 Ricci D6/381

(57) **CLAIM**

The ornamental design for a sofa, as shown and described.

DESCRIPTION


FIG. 1 is a front perspective view of the sofa showing my new design;

FIG. 2 is top plan view thereof;

FIG. 3 is a back view thereof; and,

FIG. 4 is a side view thereof, an opposite side view being a mirror image thereof. The broken lines shown on the sofa are understood to represent stitching.

1 Claim, 2 Drawing Sheets






FIG. 1

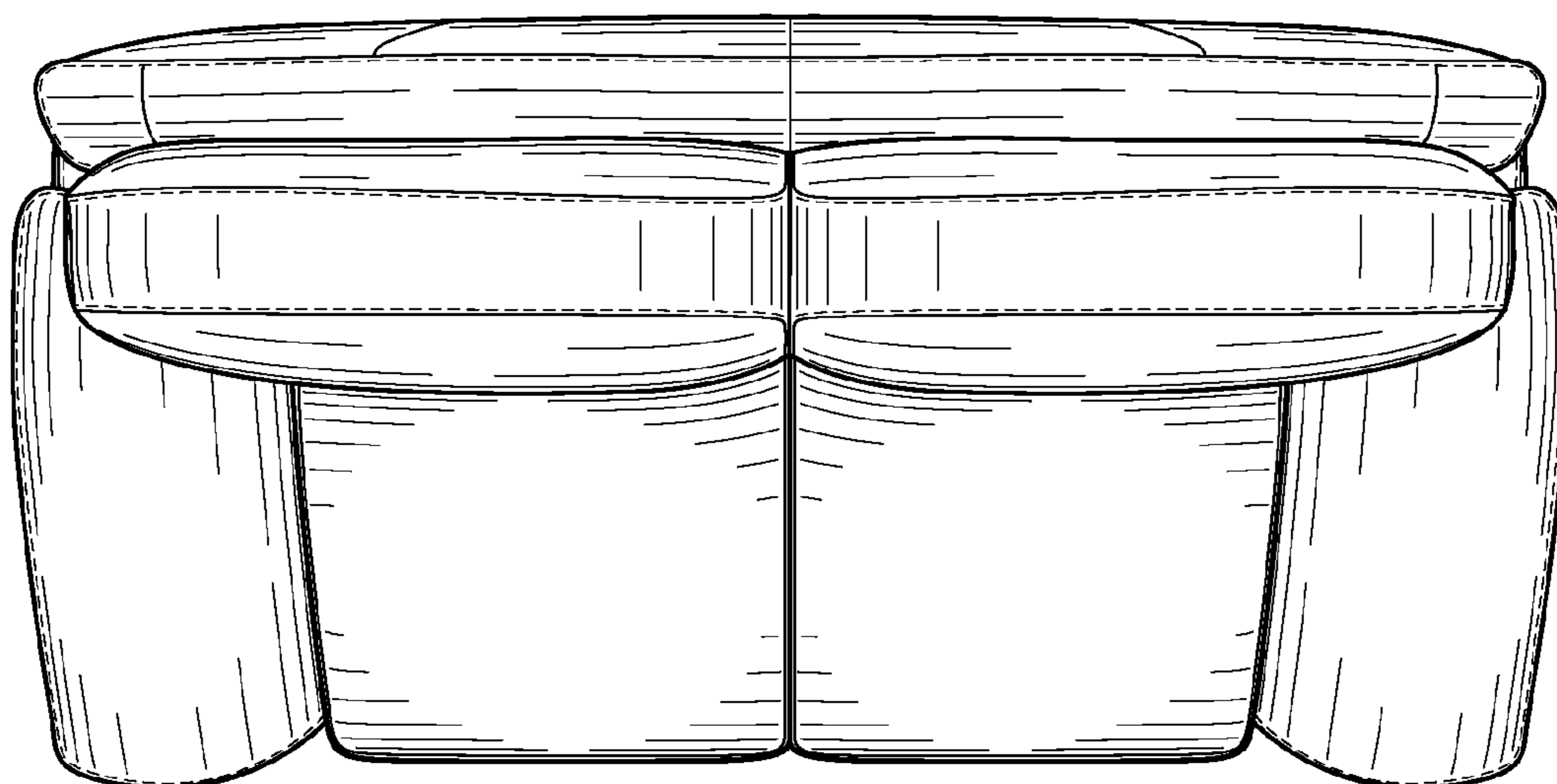


FIG. 2

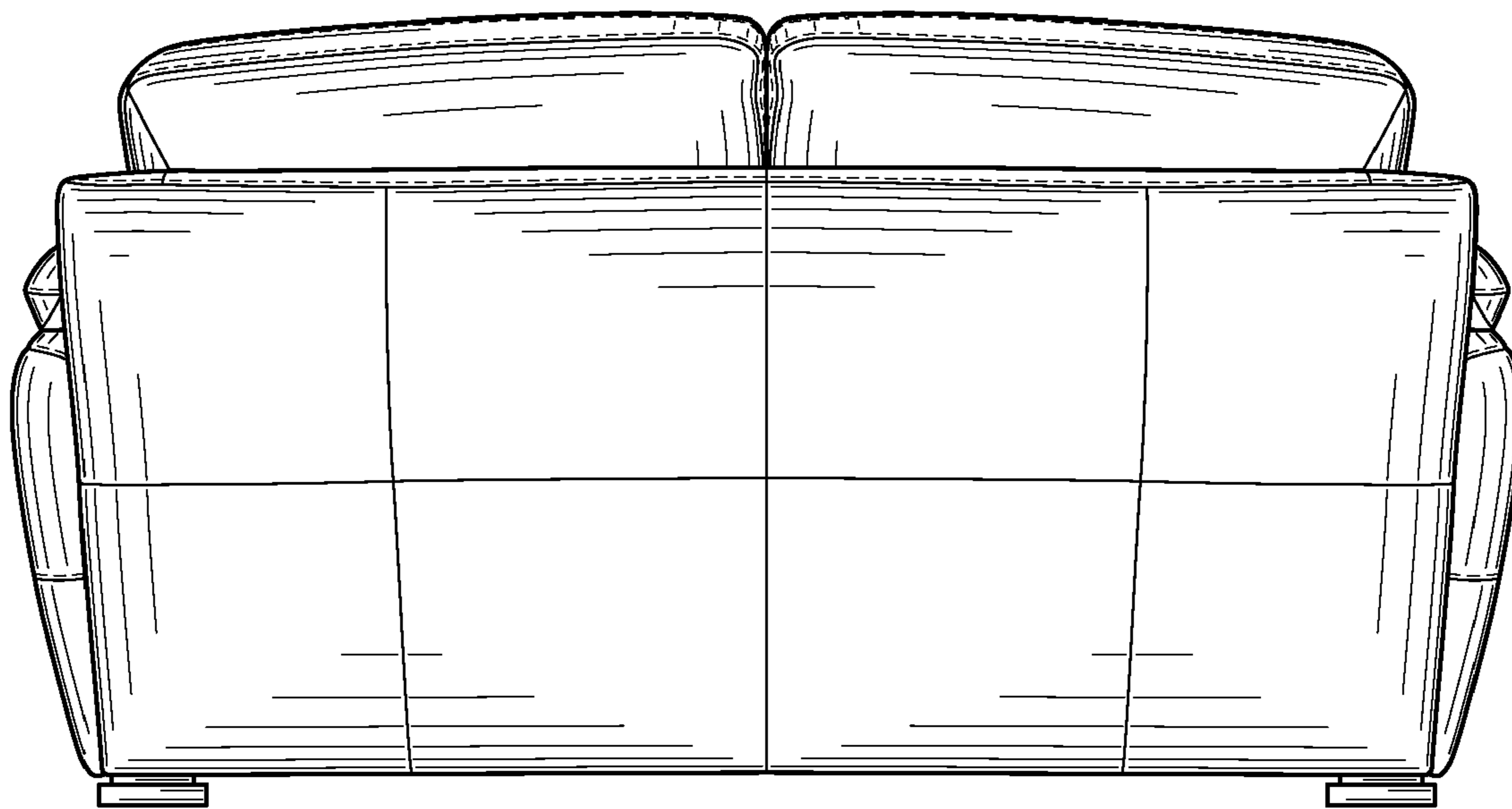


FIG. 3




FIG. 4