

US00D567522S

(12) **United States Design Patent**  
**Igarashi**

(10) **Patent No.:** **US D567,522 S**

(45) **Date of Patent:** **\*\* \*Apr. 29, 2008**

(54) **CHAIR**

(75) Inventor: **Ryo Igarashi**, Tokyo (JP)

(73) Assignee: **Okamura Corporation** (JP)

(\*) Notice: This patent is subject to a terminal disclaimer.

(\*\*) Term: **14 Years**

(21) Appl. No.: **29/279,012**

(22) Filed: **Apr. 17, 2007**

(30) **Foreign Application Priority Data**

Oct. 24, 2006 (JP) ..... 2006-029049

(51) **LOC (8) Cl.** ..... **06-01**

(52) **U.S. Cl.** ..... **D6/366**

(58) **Field of Classification Search** ..... D6/334-336,  
D6/364, 365, 366, 367, 369, 379, 380, 500-502;  
297/411.27, 411.36, 452.29, 452.3, 452.64  
See application file for complete search history.

(56) **References Cited**

**U.S. PATENT DOCUMENTS**

D390,712 S \* 2/1998 Koepke et al. .... D6/366

D418,316 S \* 1/2000 Vogtherr ..... D6/366

D446,033 S \* 8/2001 Koepke et al. .... D6/366

D509,969 S \* 9/2005 Loew et al. .... D6/366

D535,112 S \* 1/2007 Bennett et al. .... D6/366

D542,549 S \* 5/2007 Hara ..... D6/366

D543,041 S \* 5/2007 Hara ..... D6/366

D550,975 S \* 9/2007 Meda ..... D6/366

\* cited by examiner

*Primary Examiner*—Mimosa De

(74) *Attorney, Agent, or Firm*—Ostrolenk, Faber, Gerb & Soffen, LLP

(57) **CLAIM**

The ornamental design for a chair, as shown.

**DESCRIPTION**

FIG. 1 is a front perspective view of a chair showing my new design;

FIG. 2 is a rear perspective view thereof;

FIG. 3 is a front elevational view thereof;

FIG. 4 is a right side elevational view thereof;

FIG. 5 is a top plan view thereof;

FIG. 6 is a rear elevational view thereof; and,

FIG. 7 is a bottom plan view thereof.

**1 Claim, 4 Drawing Sheets**






FIG. 1



FIG. 2





FIG. 3




FIG. 4

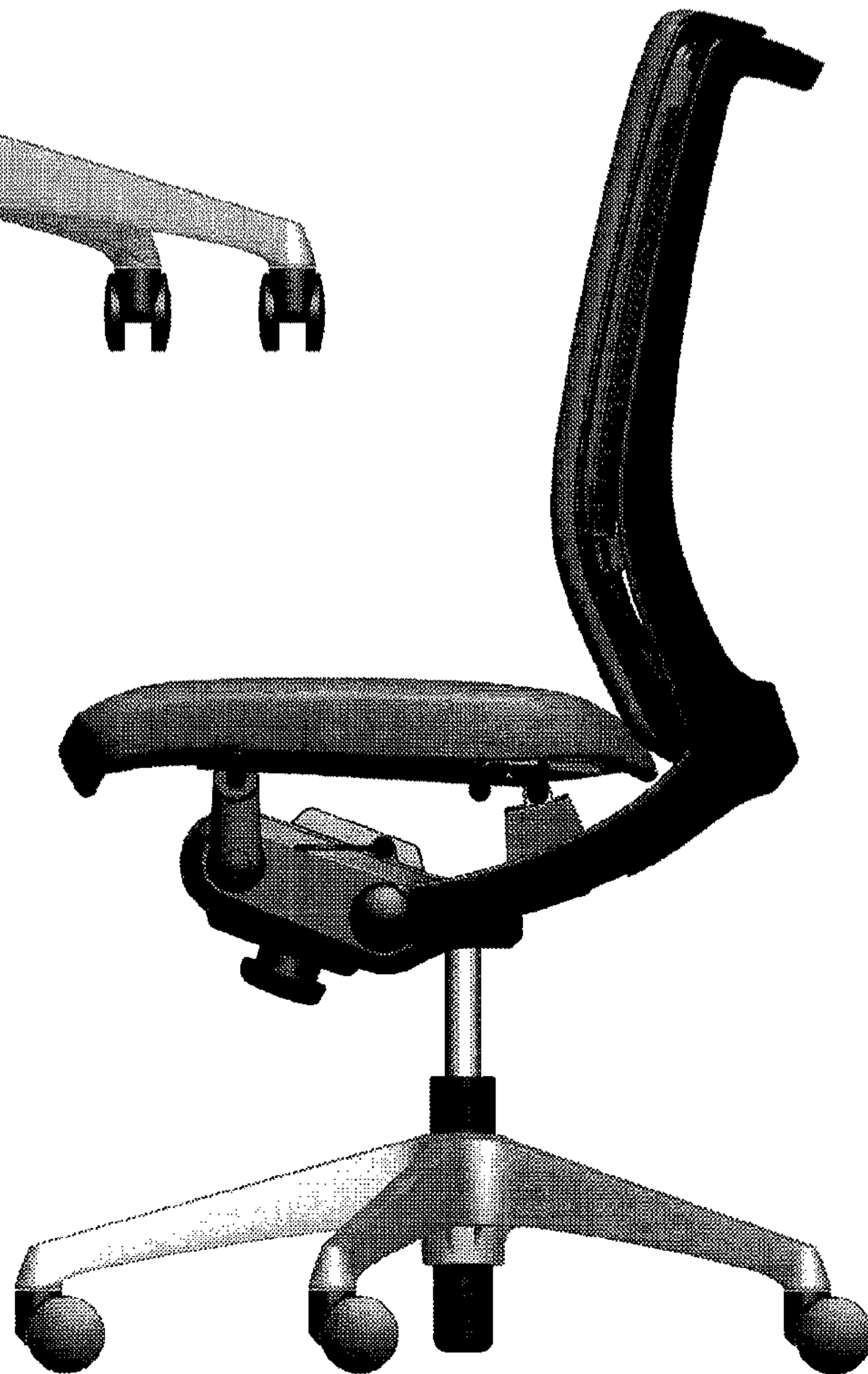




FIG. 5




FIG. 6





FIG. 7

