

US00D567518S

(12) **United States Design Patent**
Gouldson

(10) **Patent No.:** **US D567,518 S**

(45) **Date of Patent:** **** Apr. 29, 2008**

(54) **INTIMATE APPAREL HANGER**

(75) Inventor: **Stanley F. Gouldson**, Northport, NY
(US)

(73) Assignee: **Spotless Plastics Pty. Ltd.**, Victoria
(AU)

(**) Term: **14 Years**

(21) Appl. No.: **29/276,055**

(22) Filed: **Jan. 12, 2007**

(51) **LOC (8) Cl.** **06-08**

(52) **U.S. Cl.** **D6/326; D6/328**

(58) **Field of Classification Search** D6/315,
D6/318, 323, 325, 326; 223/85-98; 211/13.1,
211/85.3

See application file for complete search history.

(56) **References Cited**

U.S. PATENT DOCUMENTS

5,236,109	A *	8/1993	Zuckerman	223/96
D376,263	S *	12/1996	Gouldson	D6/315
D396,353	S *	7/1998	Gouldson	D6/315
5,967,388	A *	10/1999	Kolton et al.	223/95
D418,311	S *	1/2000	Gouldson	D6/315

D439,751	S *	4/2001	Gouldson	D6/326
D458,039	S *	6/2002	Gouldson	D6/318
D505,019	S *	5/2005	Gosselin et al.	D6/326
D512,571	S *	12/2005	Gouldson et al.	D6/326
D541,538	S *	5/2007	Gouldson	D6/326

* cited by examiner

Primary Examiner—Stella M. Reid

Assistant Examiner—Shanda C. Hill

(74) *Attorney, Agent, or Firm*—Scully, Scott, Murphy & Presser, P.C.

(57) **CLAIM**

The ornamental design for an intimate apparel hanger, as shown and described.

DESCRIPTION

FIG. 1 is a front view of the intimate apparel hanger showing my new design, the rear view being a mirror image;

FIG. 2 is a top plan view thereof;

FIG. 3 is a bottom plan view thereof; and,

FIG. 4 is a side view thereof, the opposite side being a mirror image.

1 Claim, 1 Drawing Sheet

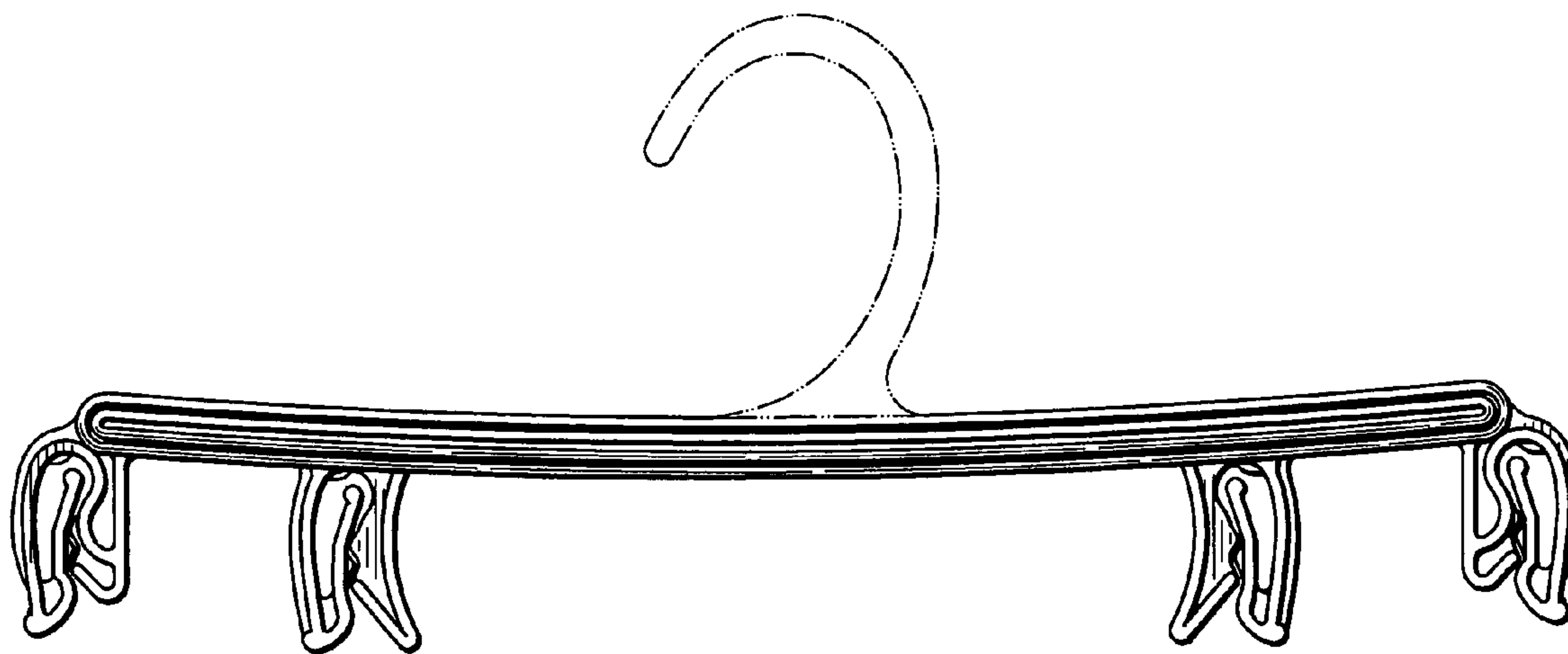


FIG. 2



FIG. 1

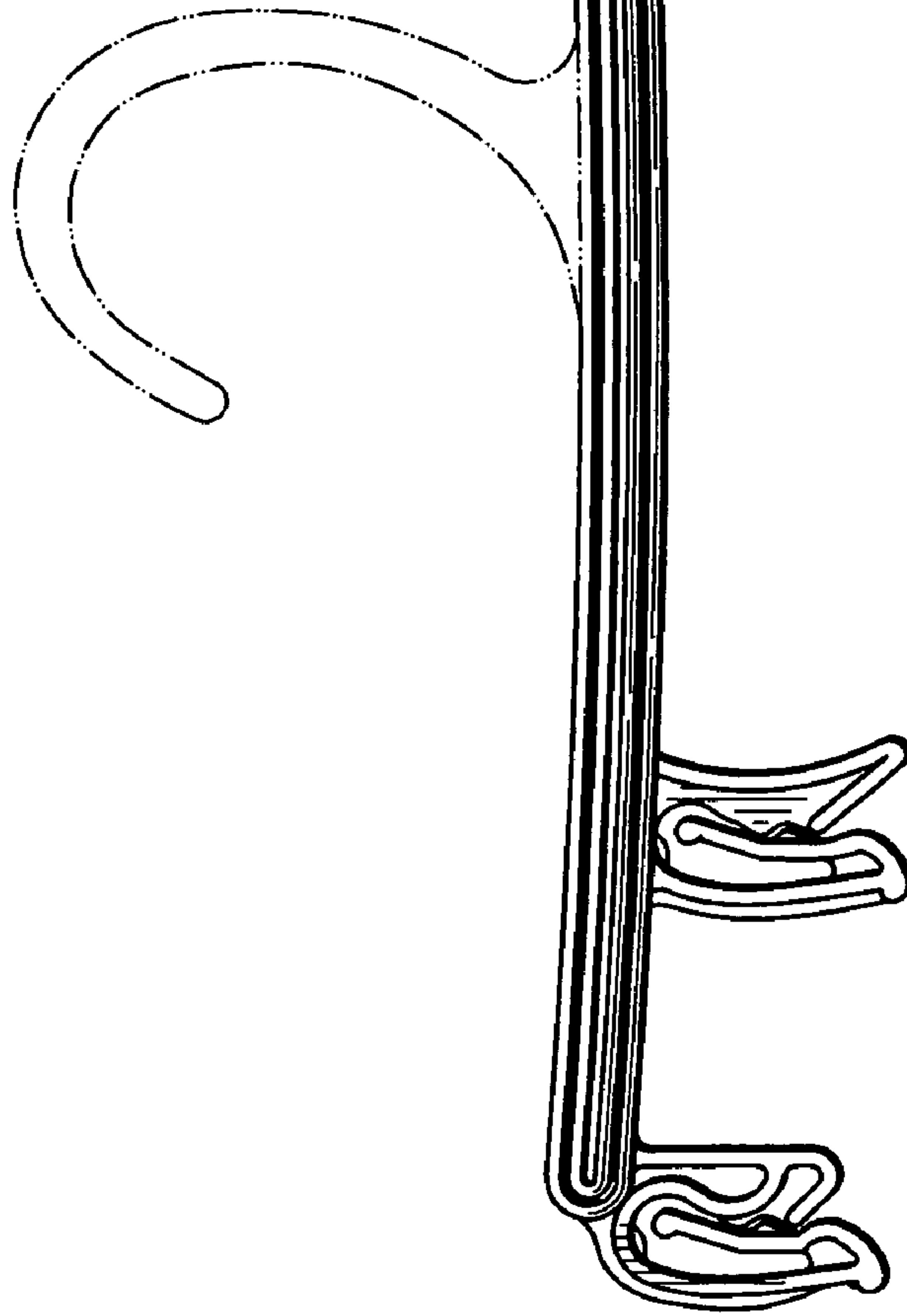


FIG. 4




FIG. 3

