



US00D567517S

(12) **United States Design Patent**
Massaud

(10) **Patent No.:** **US D567,517 S**

(45) **Date of Patent:** **** Apr. 29, 2008**

(54) **ROBE HOOK**

(75) Inventor: **Jean Marie Massaud**, Paris (FR)

(73) Assignee: **Hansgrohe AG** (DE)

(**) Term: **14 Years**

(21) Appl. No.: **29/257,516**

(22) Filed: **Apr. 5, 2006**

(30) **Foreign Application Priority Data**

Oct. 14, 2005 (EM) 000418033-0002

(51) **LOC (8) Cl.** **06-08**

(52) **U.S. Cl.** **D6/323**

(58) **Field of Classification Search** D6/315,
D6/320, 323, 328, 524, 550; D8/354, 367;
223/85-98; 211/13.1, 85.3, 113, 183; 248/317,
248/338, 346.01

See application file for complete search history.

(56) **References Cited**

U.S. PATENT DOCUMENTS

D298,895 S	*	12/1988	Sharpe	D6/524
D330,289 S	*	10/1992	Sharpe	D6/323
D358,318 S	*	5/1995	Schreib	D8/367
D397,256 S	*	8/1998	Moore et al.	D6/323
D450,504 S	*	11/2001	Harvey	D6/524
D455,948 S	*	4/2002	Zetsche	D8/367

D460,306 S	*	7/2002	Lin	D6/524
D498,956 S	*	11/2004	Cramer et al.	D6/524
D515,860 S	*	2/2006	Lai	D6/550
D529,788 S	*	10/2006	Peters	D8/354
D530,958 S	*	10/2006	Gilbert	D6/550
D532,982 S	*	12/2006	Chang et al.	D6/323

* cited by examiner

Primary Examiner—Stella M. Reid

Assistant Examiner—Shanda C. Hill

(74) *Attorney, Agent, or Firm*—Leon E. Redman; Lloyd D. Doigan

(57) **CLAIM**

The ornamental design for a robe hook, as shown and described.

DESCRIPTION

FIG. 1 is a perspective view of a robe hook showing my new design;

FIG. 2 is a top plan view thereof;

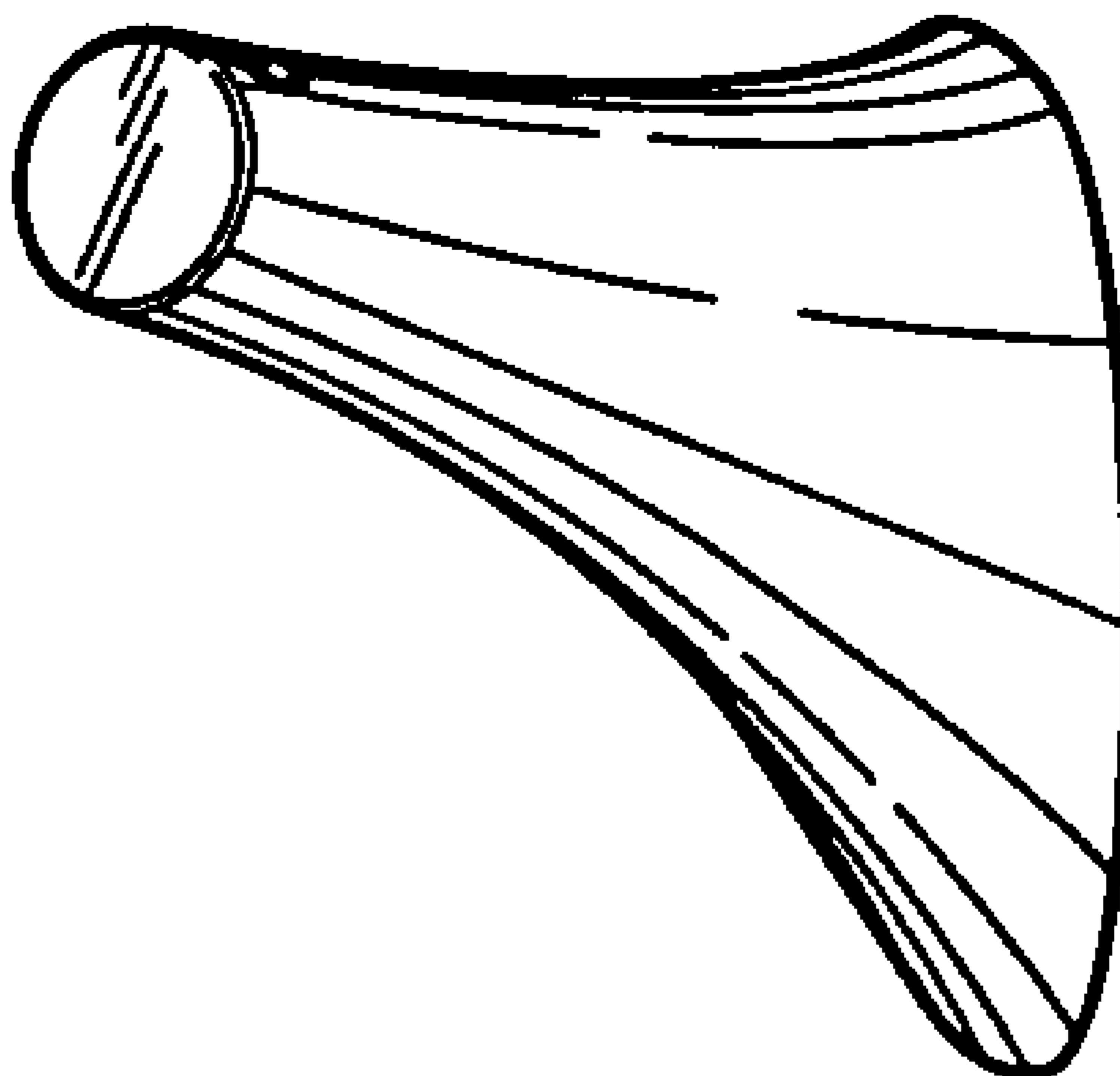
FIG. 3 is a front elevational view thereof;

FIG. 4 is a left side elevational view thereof; the right side elevational view being a mirror image thereof;

FIG. 5 is a rear elevational view thereof; and,

FIG. 6 is a bottom plan view thereof.

1 Claim, 2 Drawing Sheets



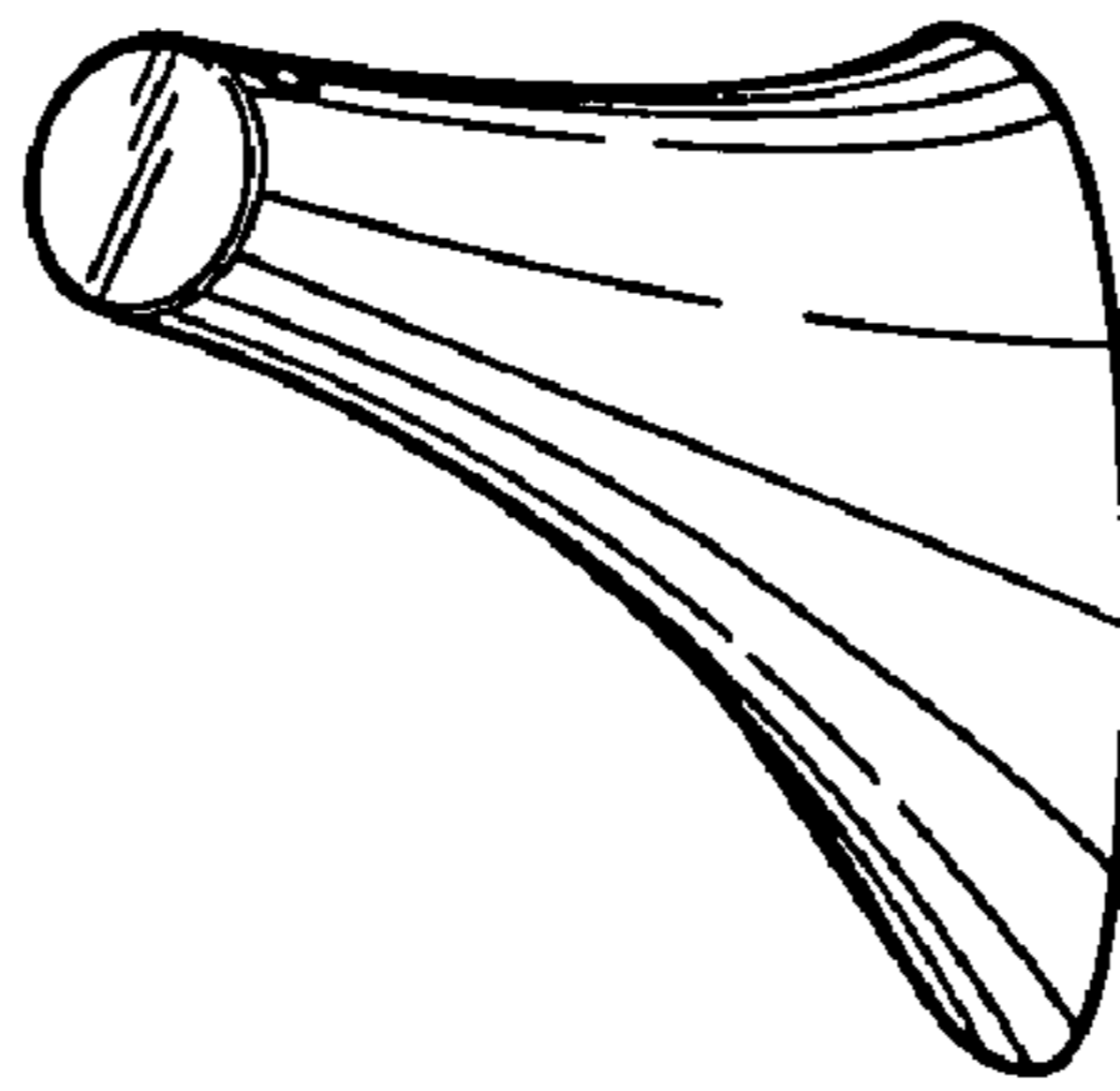


FIG. 1

FIG. 2



FIG. 3



FIG. 4

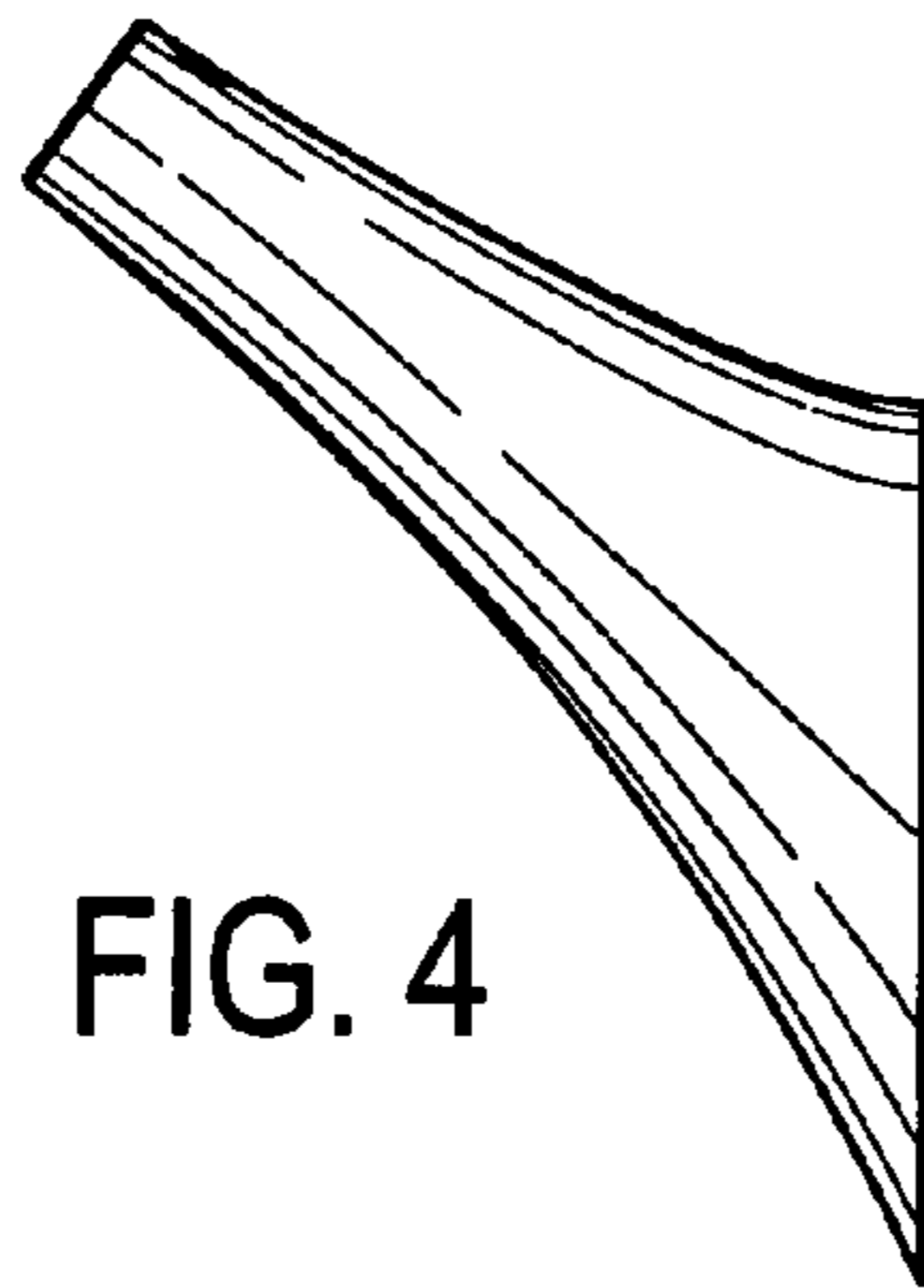


FIG. 5

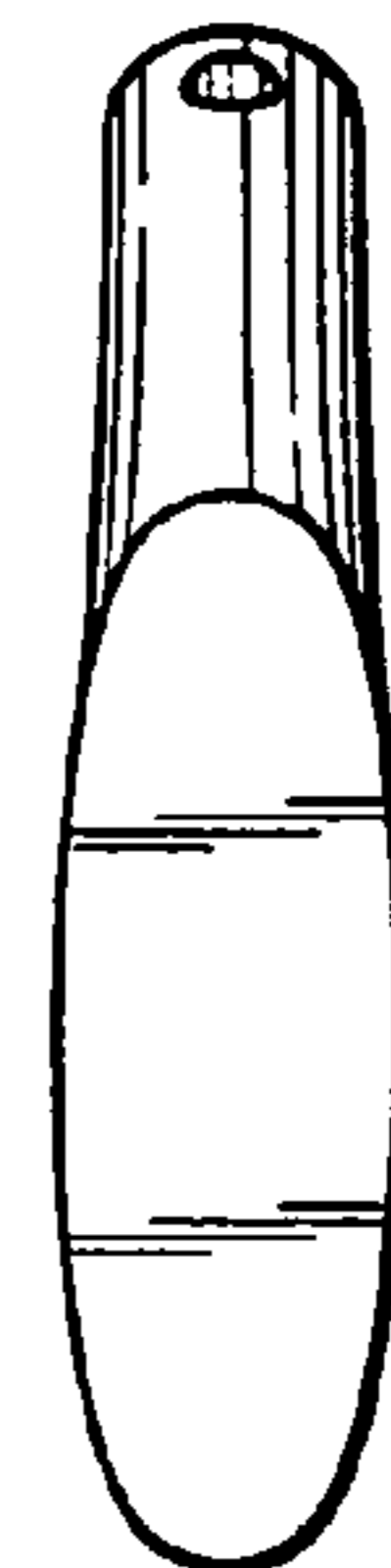


FIG. 6

