



US00D567500S

(12) **United States Design Patent**
Kwak et al.

(10) **Patent No.:** **US D567,500 S**
(45) **Date of Patent:** **** Apr. 29, 2008**

(54) **CASE FOR MOBILE PHONE**

D543,022 S * 5/2007 Alon et al. D3/218

(75) Inventors: **Won Il Kwak**, Seoul (KR); **Hwi Tae Lim**, Seoul (KR)

* cited by examiner

Primary Examiner—Catherine R. Oliver

(73) Assignee: **LG Electronics Inc.**, Seoul (KR)

(74) *Attorney, Agent, or Firm*—Birch, Stewart, Kolasch & Birch, LLP

(**) Term: **14 Years**

(57) **CLAIM**

(21) Appl. No.: **29/273,701**

The ornamental design for a case for mobile phone, as shown and described.

(22) Filed: **Mar. 12, 2007**

(30) **Foreign Application Priority Data**

DESCRIPTION

Oct. 11, 2006 (KR) 30-2006-0040864

FIG. 1 is a perspective view of a case for mobile phone showing our new design;

(51) **LOC (8) Cl.** **03-01**

FIG. 2 is a front view thereof;

(52) **U.S. Cl.** **D3/218**

FIG. 3 is a rear view thereof;

(58) **Field of Classification Search** D3/218,
D3/215, 219, 224, 226, 201, 205, 230, 299;
224/901, 904, 674, 240-241, 646-681; 206/320;
379/455, 449, 428; 455/575, 575.8

FIG. 4 is a left side view thereof where the right side view is a mirror image;

See application file for complete search history.

FIG. 5 is a top plan view thereof;

FIG. 6 is a bottom plan view thereof; and,

(56) **References Cited**

FIG. 7 is a front view showing an example of the usage of the subject design.

U.S. PATENT DOCUMENTS

The broken line showing of a bar type mobile phone in FIG. 7 is included for the purpose of illustrating usage of the case for mobile phone and forms no part of the claimed design.

D500,203 S *	12/2004	Kim	D3/218
D527,893 S *	9/2006	Martz	D3/218
D533,341 S *	12/2006	Infanti et al.	D3/218
D538,034 S *	3/2007	Moghaddam	D3/218

1 Claim, 6 Drawing Sheets

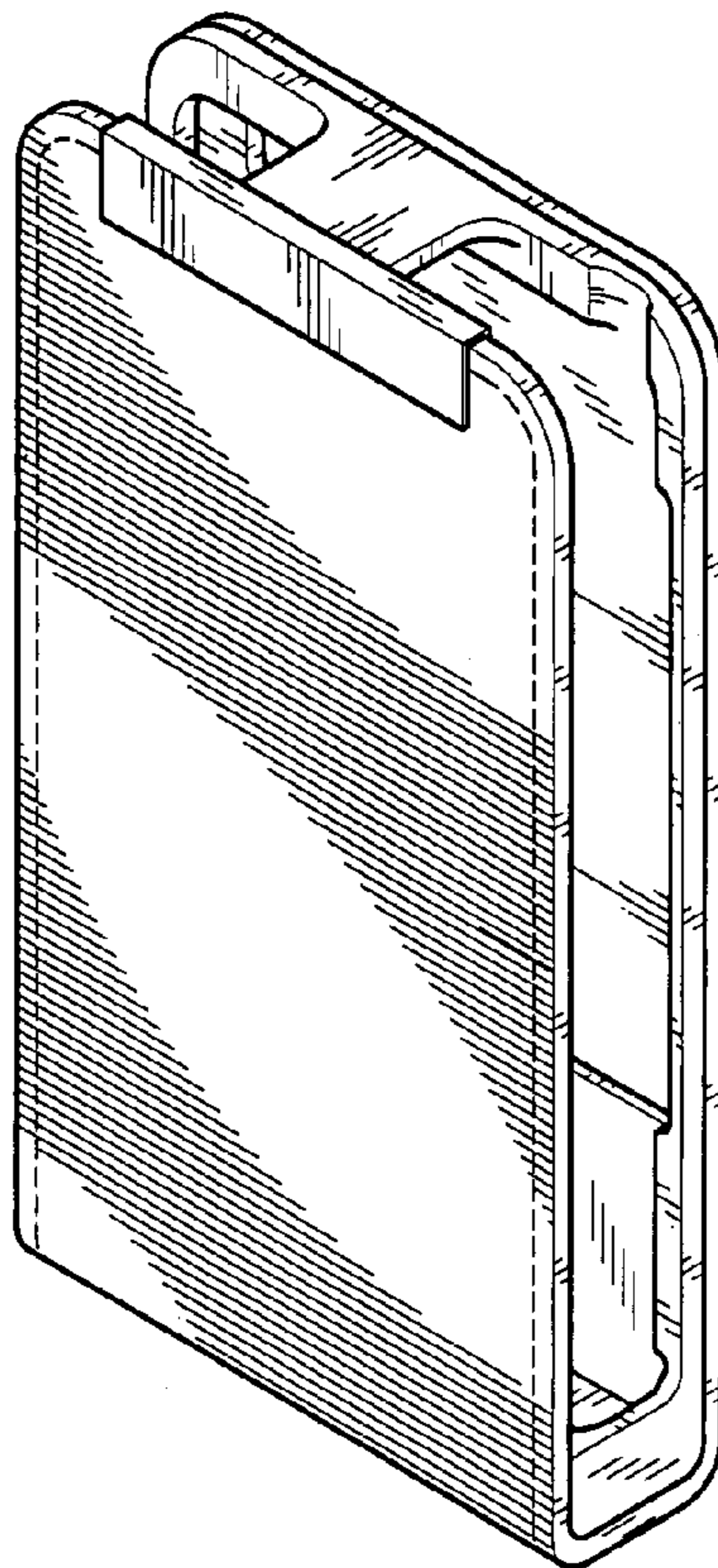


FIG. 1

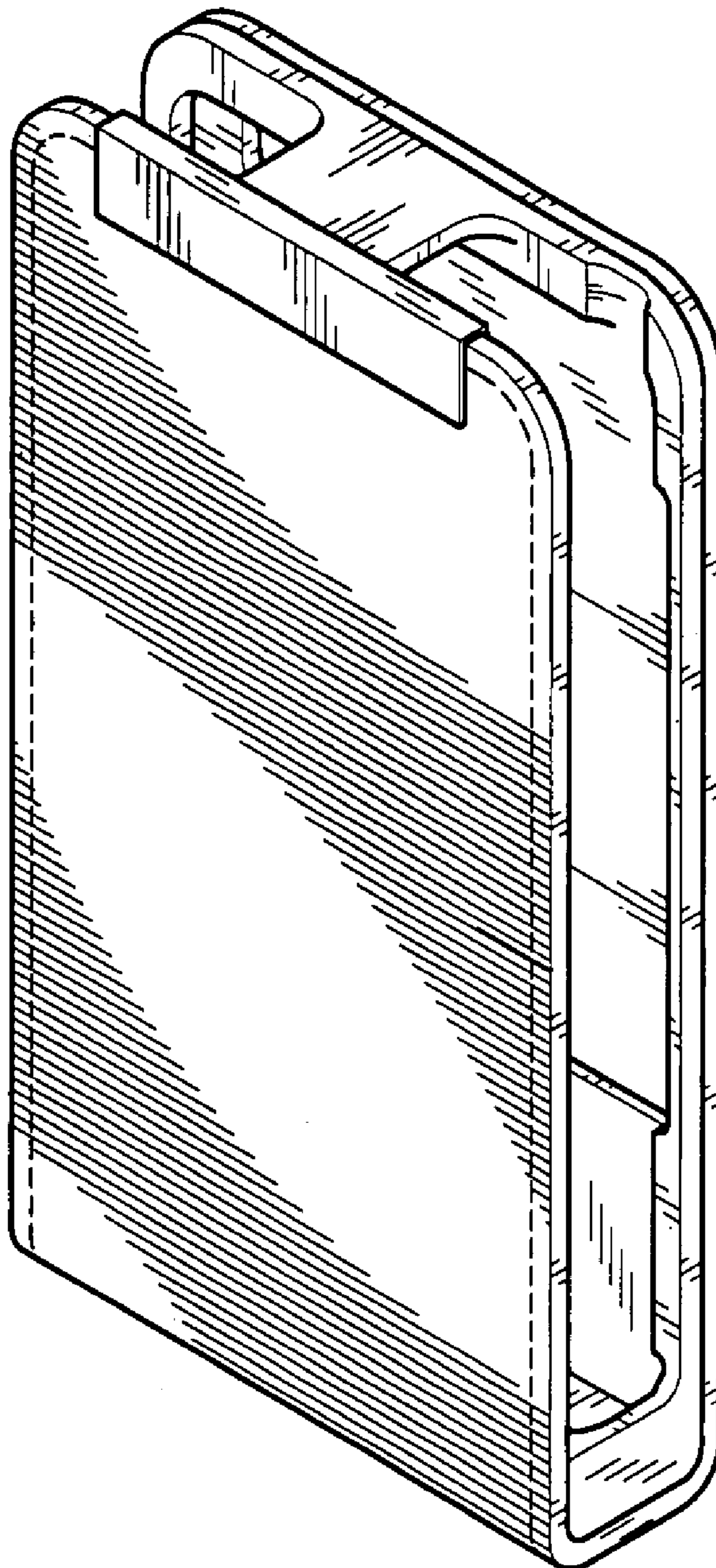


FIG. 2

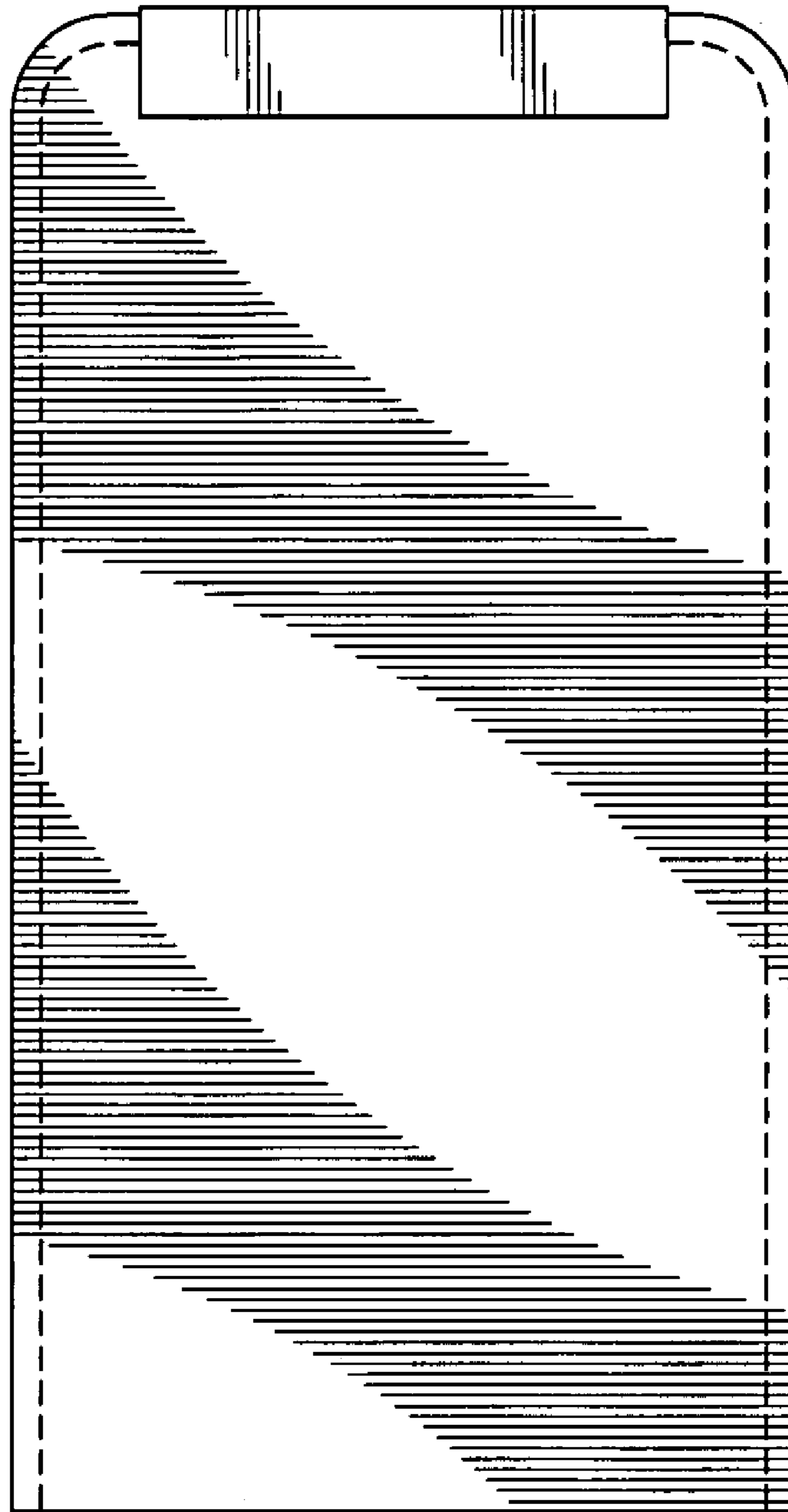


FIG. 3




FIG. 4

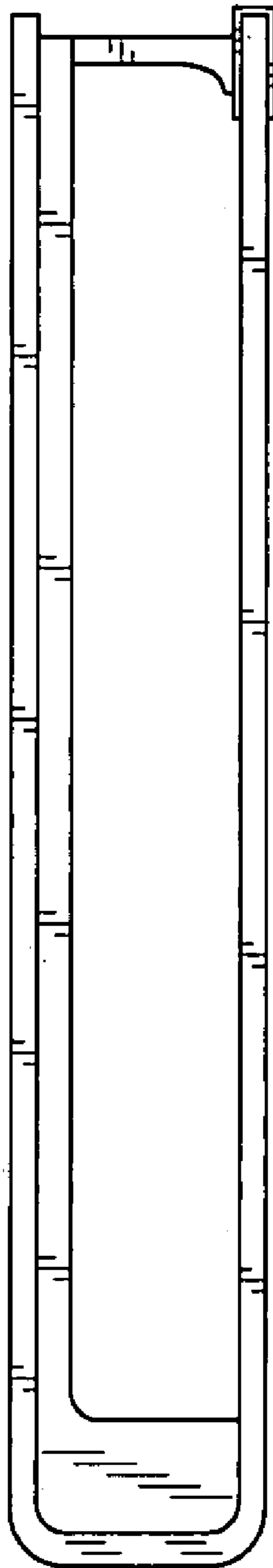


FIG. 5

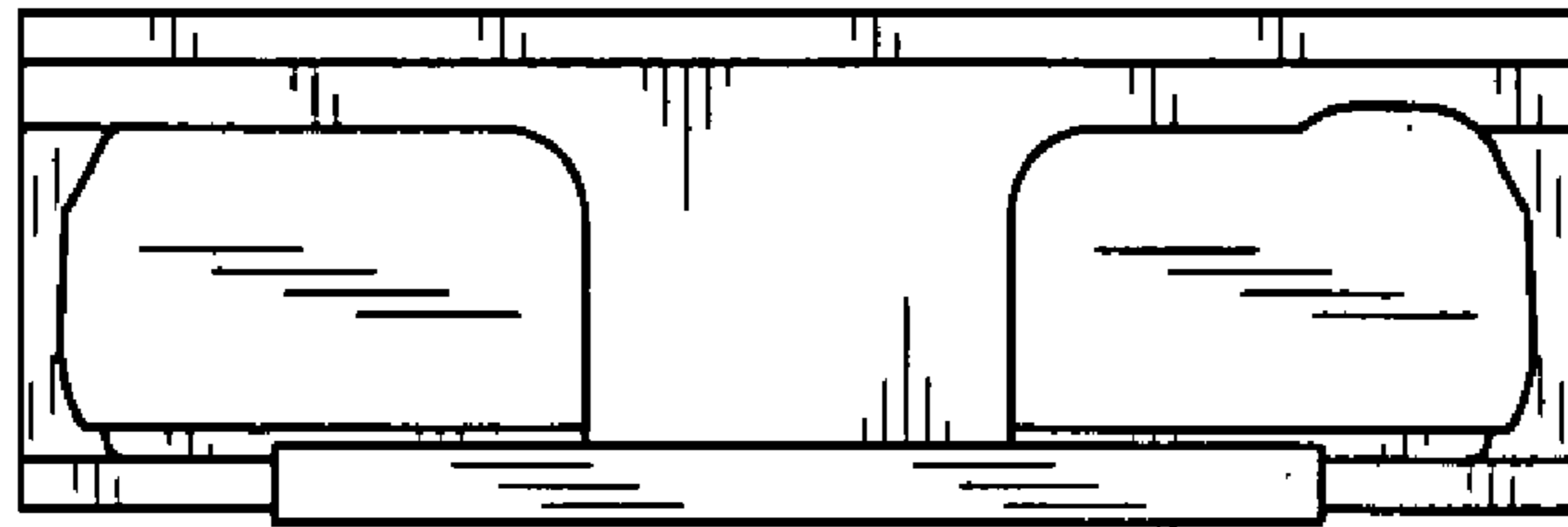


FIG. 6




FIG. 7

