



US00D567499S

(12) **United States Design Patent**  
**Elmberg et al.**

(10) **Patent No.:** **US D567,499 S**  
(45) **Date of Patent:** **\*\* Apr. 29, 2008**

(54) **BABY CARRIER**

FOREIGN PATENT DOCUMENTS

(75) Inventors: **Lisen Elmberg**, Stockholm (SE);  
**Anders Nyberg**, Stockholm (SE)

EM 000692553-0001 \* 3/2007

\* cited by examiner

(73) Assignee: **Baby Bjorn AB**, Danderyd (SE)

*Primary Examiner*—Ian Simmons

*Assistant Examiner*—Anna J Burmeister

(\*\*) Term: **14 Years**

(74) *Attorney, Agent, or Firm*—Jacobson Holman PLLC

(21) Appl. No.: **29/251,305**

(57) **CLAIM**

(22) Filed: **Jan. 6, 2006**

The ornamental design for a baby carrier, as shown and described.

(30) **Foreign Application Priority Data**

Jul. 6, 2005 (EM) ..... 000366976-0001

**DESCRIPTION**

(51) **LOC (8) Cl.** ..... **03-99**

FIG. 1 is a left side elevational view showing my new design for a baby carrier, shown in the closed condition;

(52) **U.S. Cl.** ..... **D3/214**

FIG. 2 is a front elevational view thereof;

(58) **Field of Classification Search** ..... D3/213–217,  
D3/318, 232; 224/158–161; D30/109, 144;  
D6/333

FIG. 3 is a front view, with the top flap of the head rest shown in the rolled condition;

See application file for complete search history.

FIG. 4 is a rear elevational view, shown with the head rest shown in the original condition;

(56) **References Cited**

U.S. PATENT DOCUMENTS

2,376,657 A \* 5/1945 Chamberlain ..... 224/159  
5,205,451 A \* 4/1993 Manzer ..... 224/161  
D357,800 S \* 5/1995 Roan et al. .... D3/214  
5,848,741 A \* 12/1998 Fair ..... 224/160  
D455,546 S \* 4/2002 Norman ..... D3/214  
D507,102 S \* 7/2005 Bergkvist et al. .... D3/214  
D507,869 S \* 8/2005 Liistro et al. .... D3/214  
2003/0178452 A1 \* 9/2003 Norman ..... 224/160  
2005/0218168 A1 \* 10/2005 Chua ..... 224/160

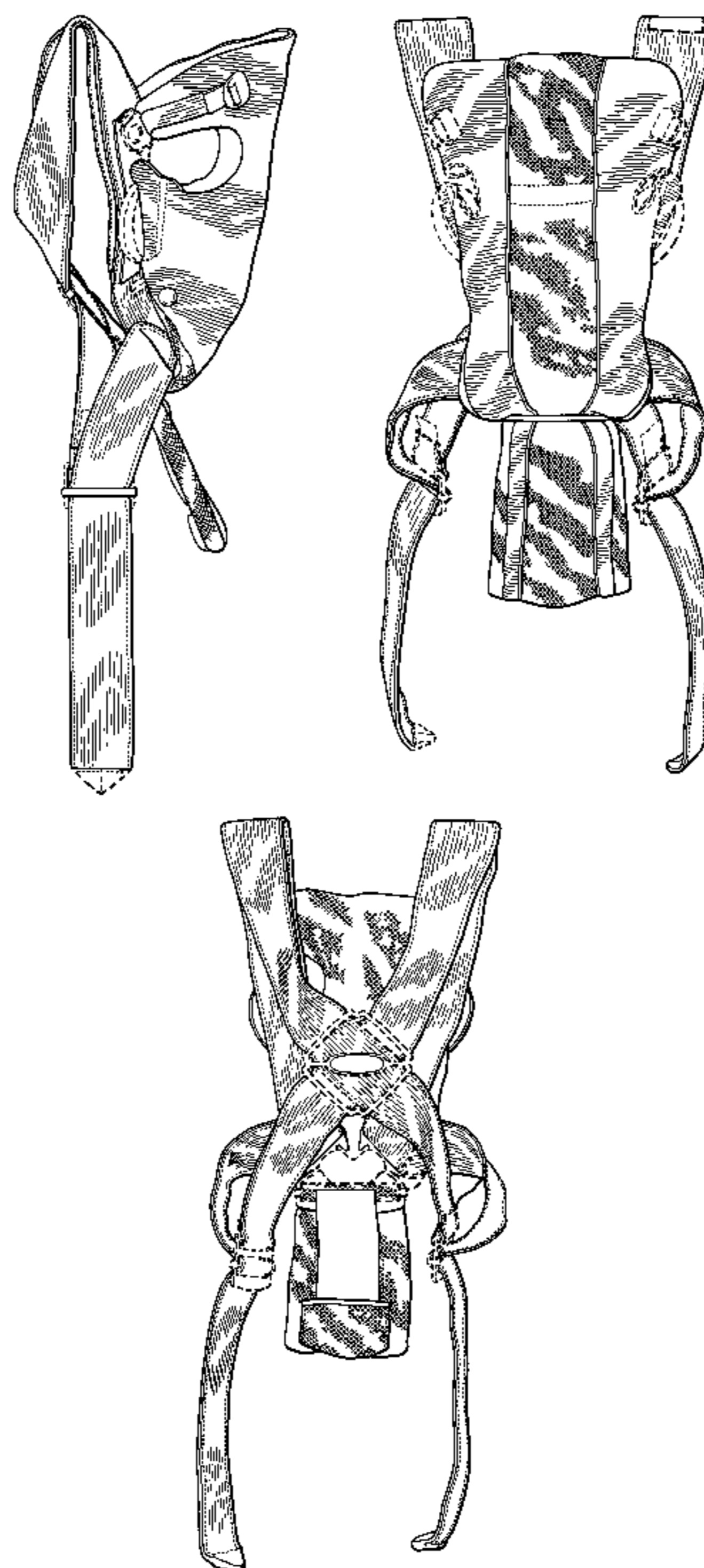
FIG. 5 is a bottom plan view, shown in the opened condition; and,

FIG. 6 is a top, front perspective view, shown in the closed condition.

The heavy line weight broken lines shown in the drawings are for illustrative purposes only and form no part of the claimed design.

The light line weight broken lines shown in the drawings represent a stitching line.

**1 Claim, 6 Drawing Sheets**



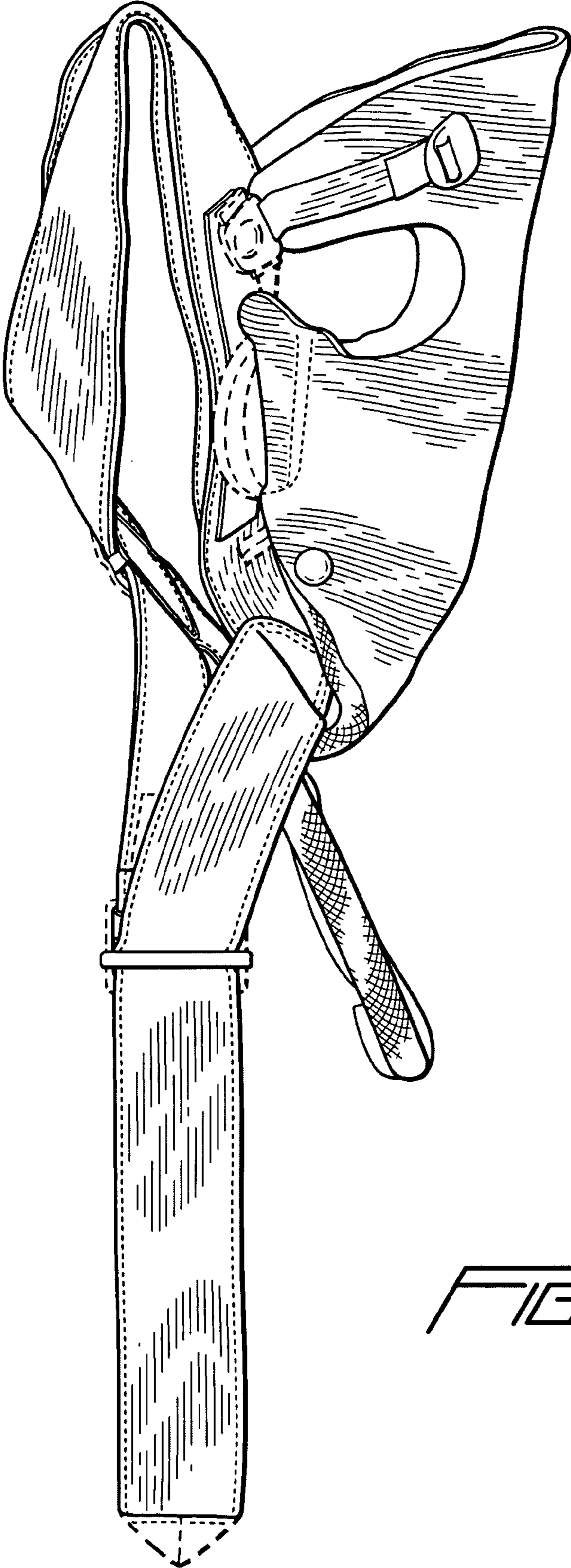


FIG. 1

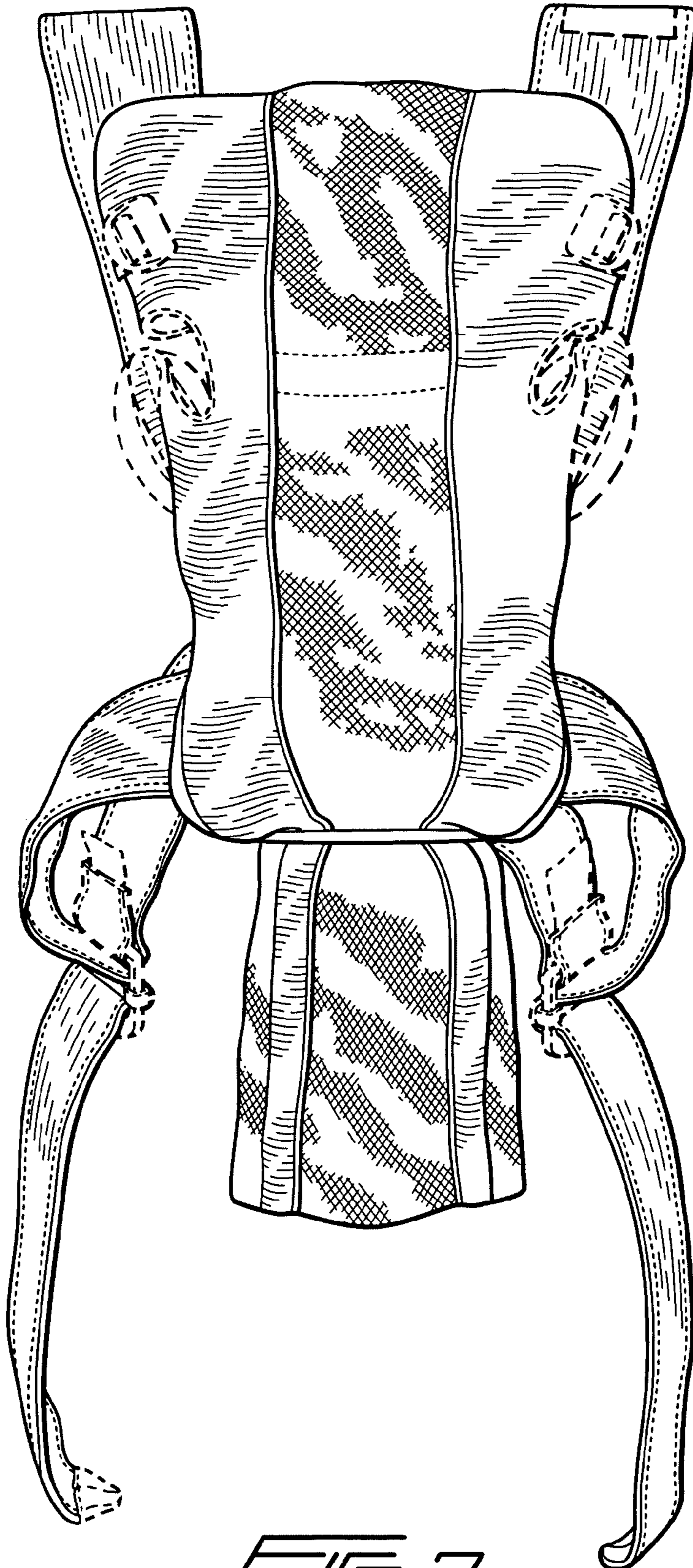


FIG. 2

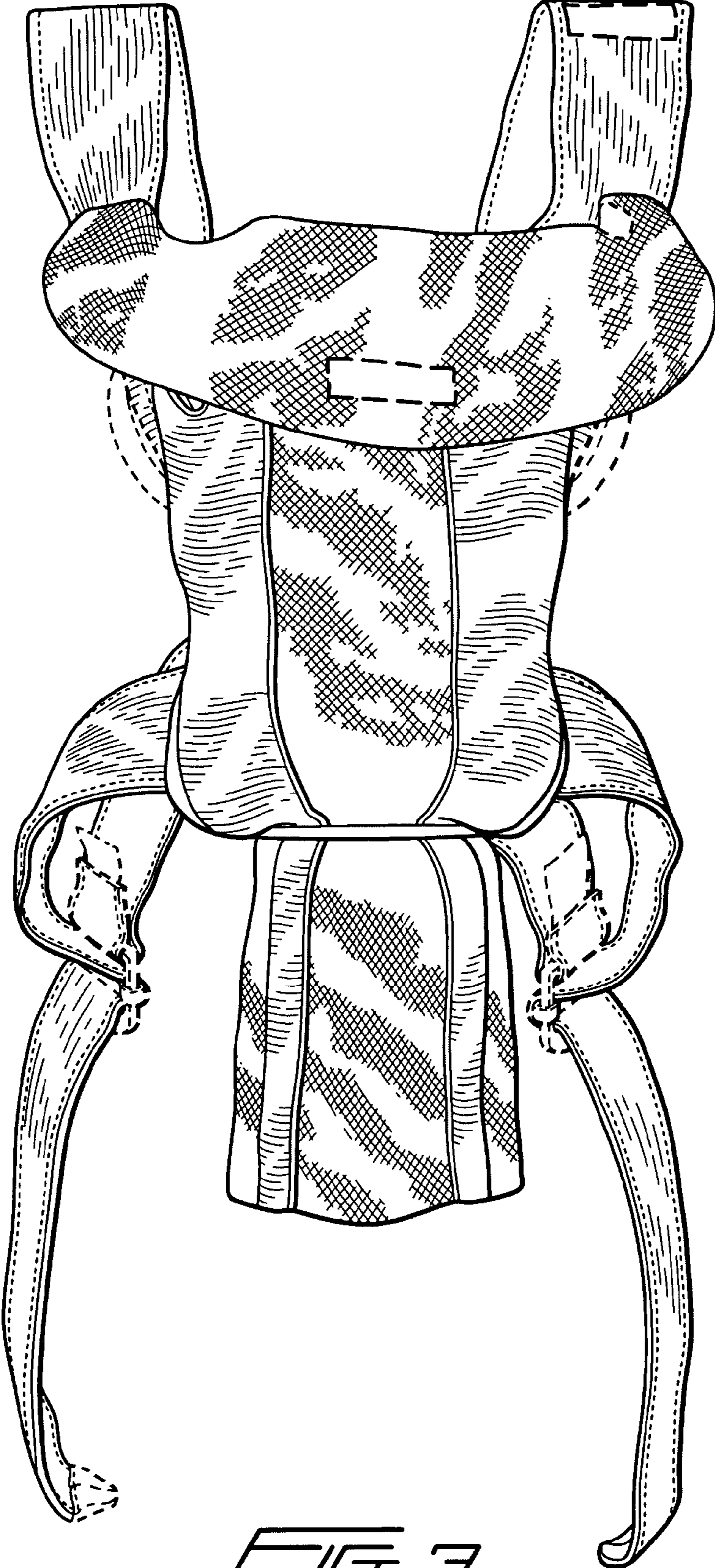


FIG. 3

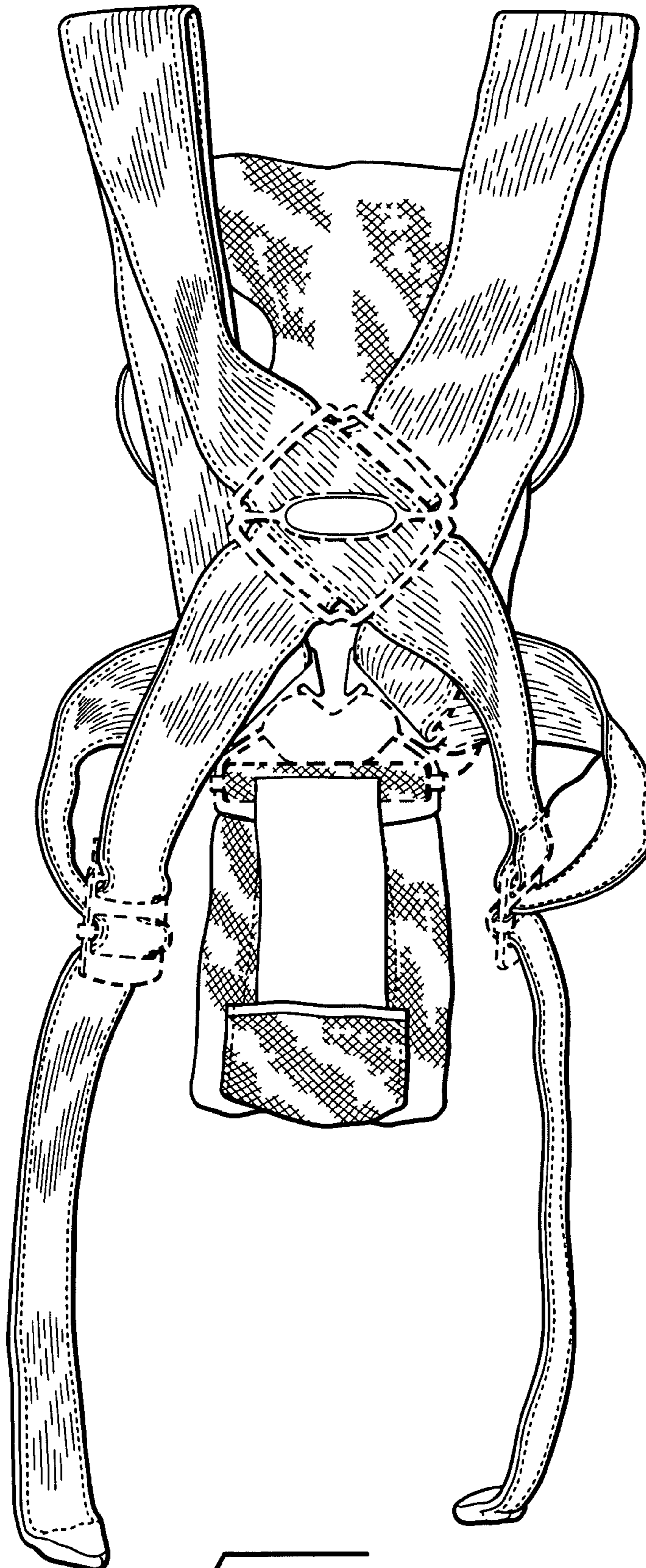


FIG. 4




FIG. 5

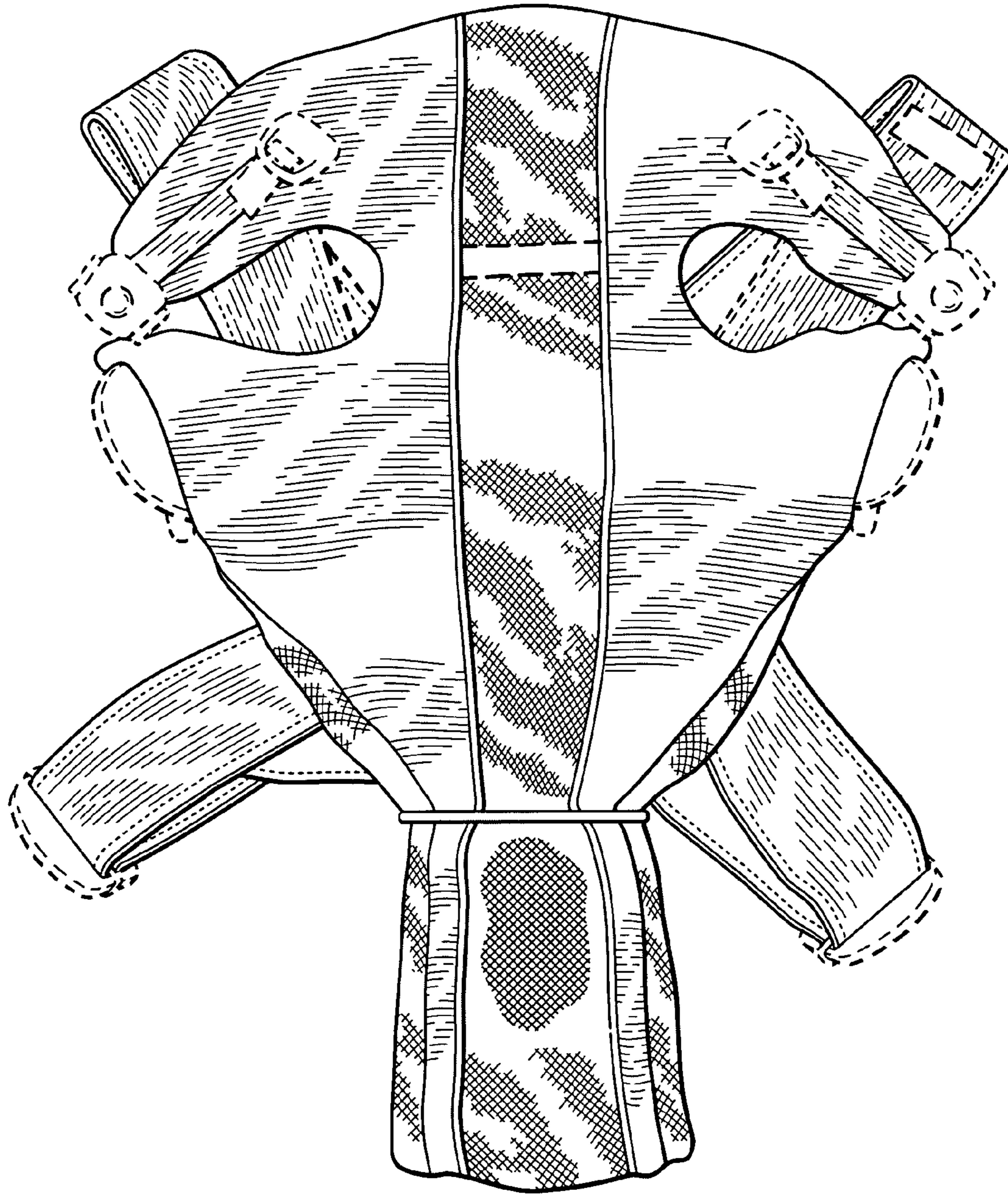


FIG. 6