



US00D567497S

(12) **United States Design Patent**  
**Choi et al.**

(10) **Patent No.:** **US D567,497 S**

(45) **Date of Patent:** **\*\* Apr. 29, 2008**

(54) **FOOTWEAR**

(75) Inventors: **Sandra Choi**, London (GB); **Daniel Lawler**, London (GB)

(73) Assignee: **J. Choo Limited**, London (GB)

(\*\*) Term: **14 Years**

(21) Appl. No.: **29/286,910**

(22) Filed: **May 21, 2007**

(30) **Foreign Application Priority Data**

Nov. 22, 2006 (EM) ..... 000628870-0013

(51) **LOC (8) Cl.** ..... **02-99**

(52) **U.S. Cl.** ..... **D2/971**

(58) **Field of Classification Search** ..... D2/916-918,  
D2/925-945, 971, 964, 965, 969; 36/1, 11.5,  
36/9 R

See application file for complete search history.

(56) **References Cited**

**U.S. PATENT DOCUMENTS**

D85,015 S	9/1931	Troy	
D94,227 S *	1/1935	Kessler	D2/933
D101,768 S *	11/1936	Fradkin	D2/930
D129,704 S *	9/1941	Grossmann	D2/932
D504,216 S *	4/2005	Choi	D2/971
D521,220 S *	5/2006	Kelsey	D2/971
D532,963 S *	12/2006	Kelsey	D2/971
D540,525 S *	4/2007	Choi	D2/971
D541,034 S	4/2007	Kelsey	

D541,036 S *	4/2007	Kelsey	D2/971
D551,841 S	10/2007	Choi	
D559,521 S *	1/2008	Choi	D2/971

**OTHER PUBLICATIONS**

U.S. Appl. No. 29/260,401, filed on May 23, 2006.

U.S. Appl. No. 29/260,400, filed on May 23, 2006.

U.S. Appl. No. 29/263,294, filed on Jul. 20, 2006.

\* cited by examiner

*Primary Examiner*—Dominic Simone

(74) *Attorney, Agent, or Firm*—Fross Zelnick Lehrman & Zissu, P.C.; Lawrence E. Apolzon, Esq.

(57) **CLAIM**

The ornamental design for footwear, as shown and described.

**DESCRIPTION**

FIG. 1 is a front perspective view of a shoe showing my footwear design;

FIG. 2 is a left side view of the footwear shown in FIG. 1;

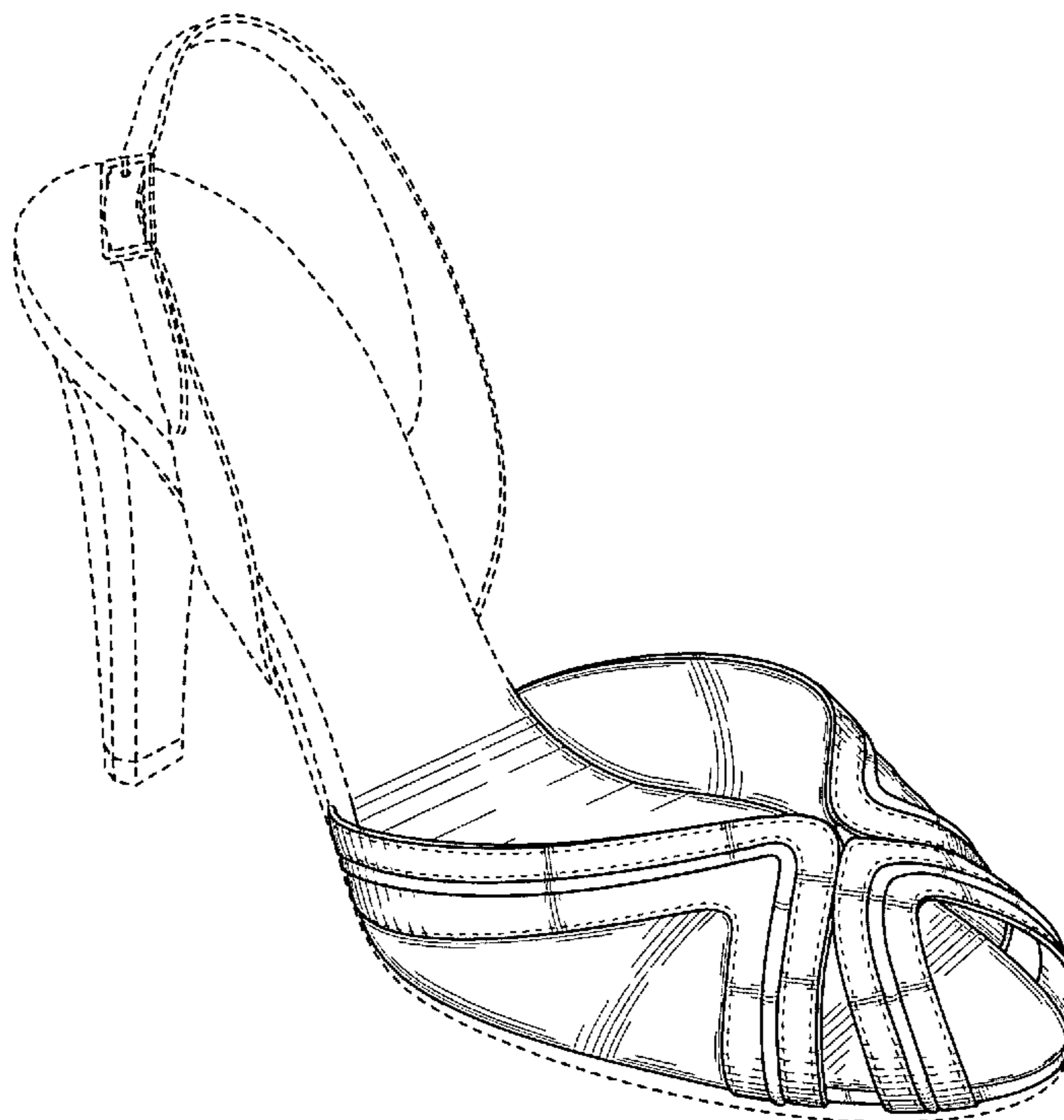
FIG. 3 is a right side view of the footwear shown in FIG. 1;

FIG. 4 is a front view of the footwear shown in FIG. 1; and,

FIG. 5 is a top view of the footwear shown in FIG. 1.

The broken line showing of the buckle, buckle holes, rear strap, heel, heel cap, sole, and rear portion of the upper is for illustrative purposes only and forms no part of the claimed design.

**1 Claim, 5 Drawing Sheets**






FIG. 1

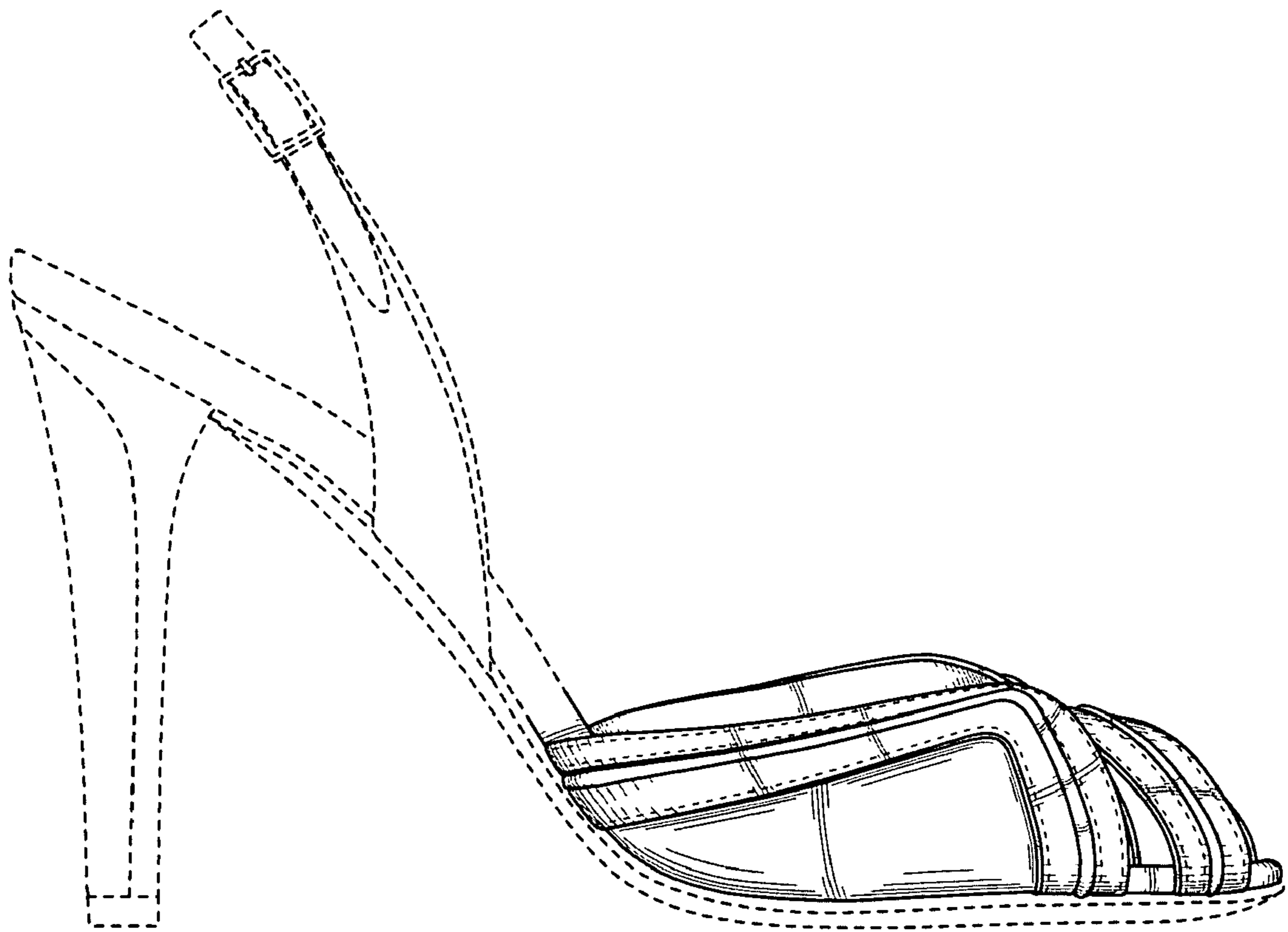


FIG. 2

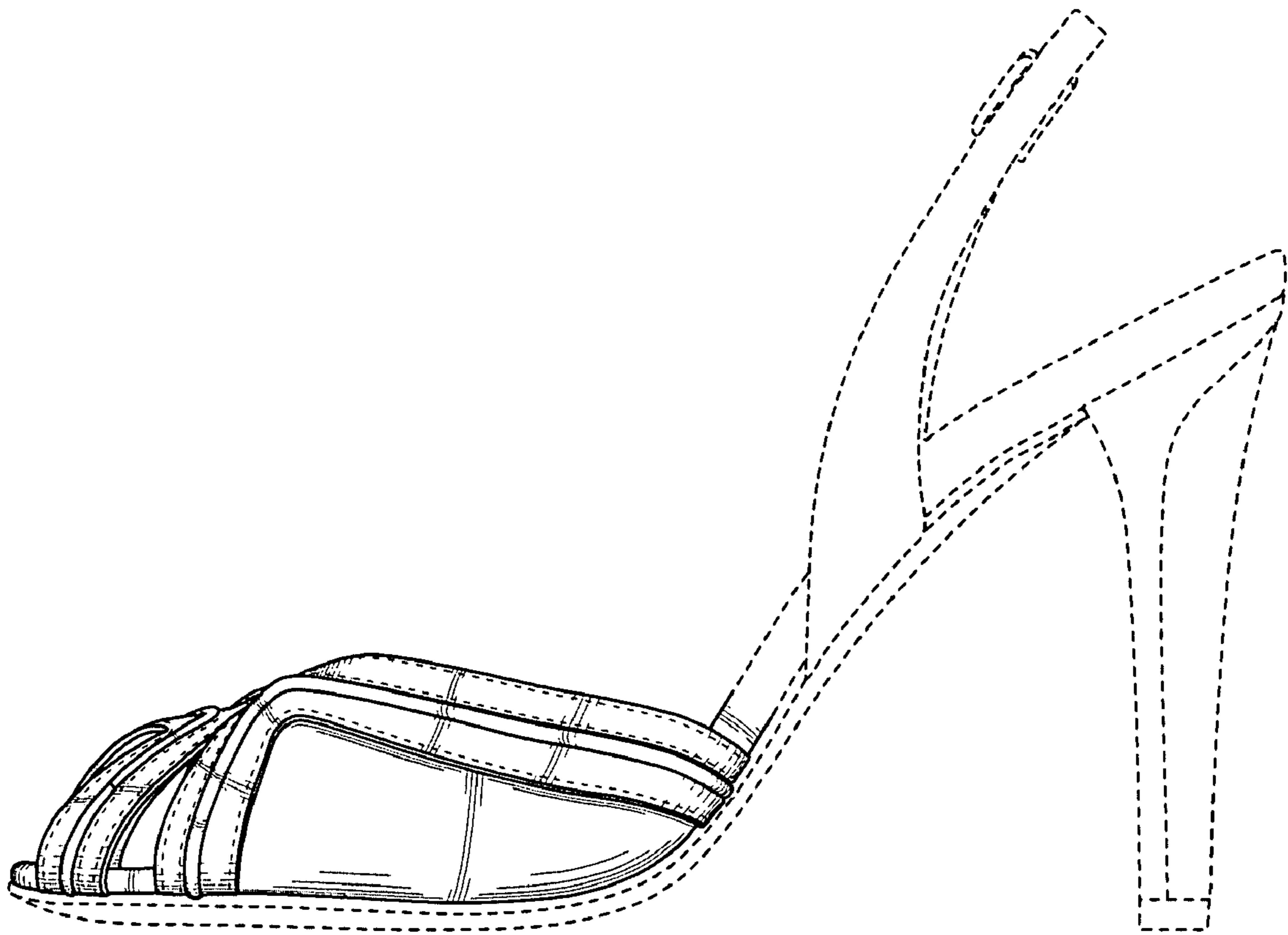


FIG. 3

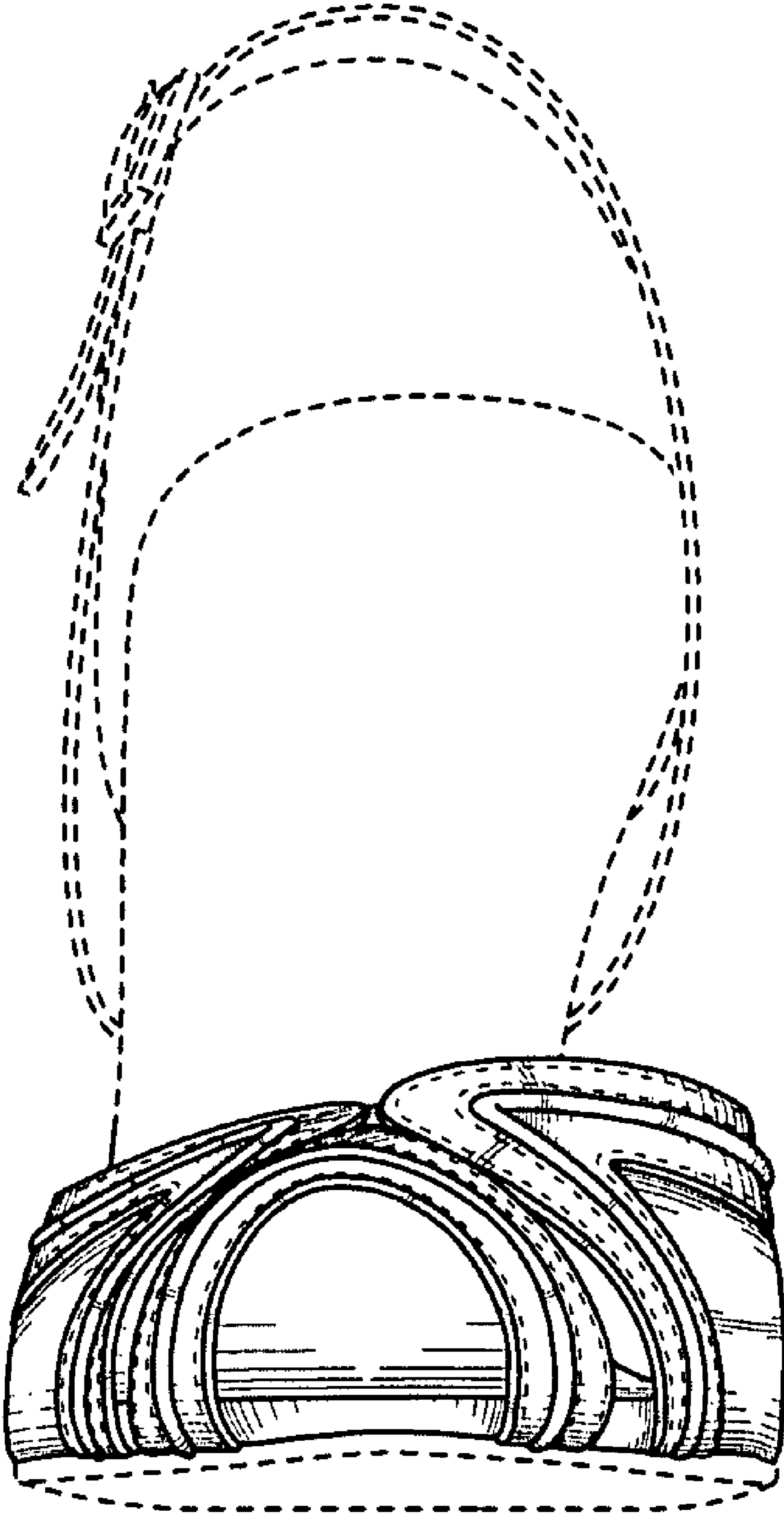


FIG. 4



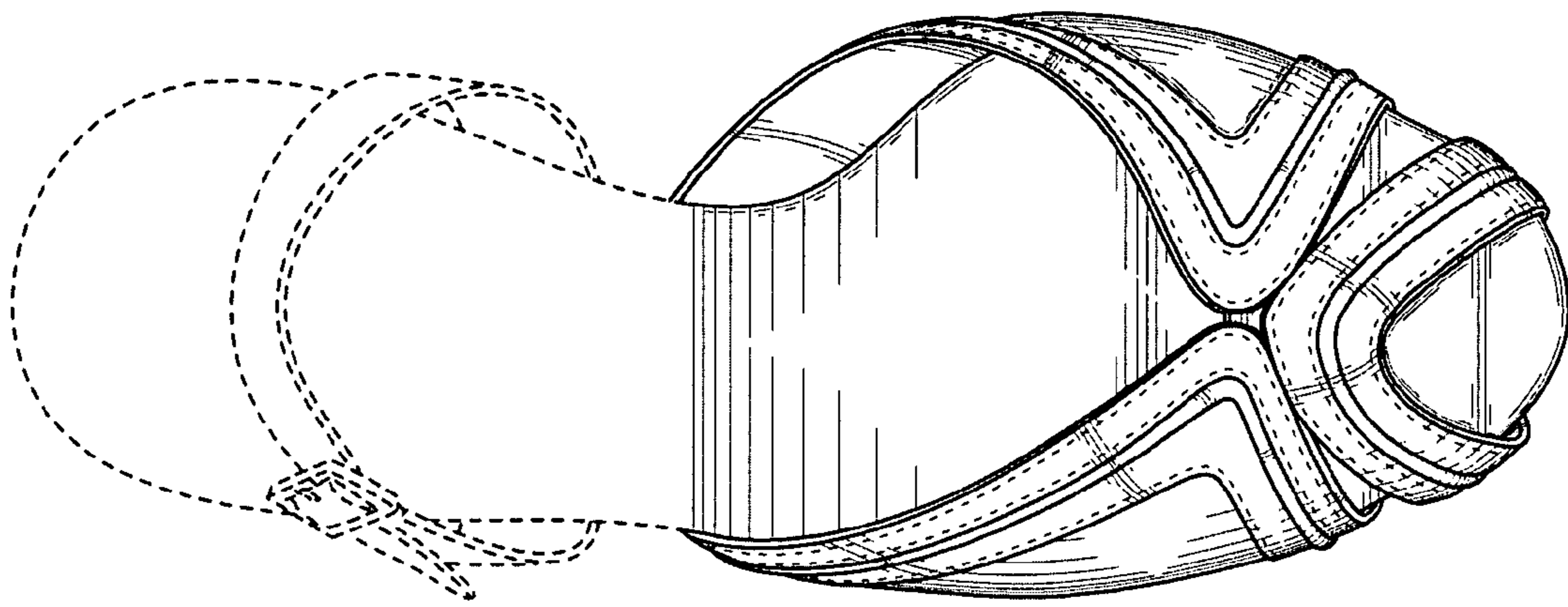


FIG. 5