



US00D567494S

(12) **United States Design Patent**
McCullough

(10) **Patent No.:** **US D567,494 S**

(45) **Date of Patent:** **** Apr. 29, 2008**

(54) **ORNAMENTED SHOE**

D544,187 S * 6/2007 Hulbert D2/969
D544,198 S * 6/2007 Caine D2/972

(76) Inventor: **Marlon McCullough**, 51 Sheldon Ter.,
Rochester, NY (US) 14619

OTHER PUBLICATIONS

(**) Term: **14 Years**

U.S. Appl. No. 29/260,343, filed May 23, 2006; Marlon
McCullough*

(21) Appl. No.: **29/260,342**

Internet Picture, downloaded from "www.luxuryshop.com/images/
catalog/big/168_367_big.jpg" on Mar. 23, 2006.

(22) Filed: **May 23, 2006**

* cited by examiner

(51) **LOC (8) Cl.** **02-99**

Primary Examiner—Dominic Simone

(52) **U.S. Cl.** **D2/969**

(74) *Attorney, Agent, or Firm*—Howard J. Greenwald, P.C.

(58) **Field of Classification Search** D2/902,
D2/904, 906–908, 943, 944, 947, 969, 972–974;
36/45, 50.1, 77 M, 77 R, 83, 88, 113, 114,
36/126–131

(57) **CLAIM**

See application file for complete search history.

The ornamental design for an "ornamented shoe," as shown
and described.

(56) **References Cited**

DESCRIPTION

U.S. PATENT DOCUMENTS

| | | | | |
|-----------|-----|---------|---------------|--------|
| 3,822,488 | A * | 7/1974 | Johnson | 36/129 |
| 4,327,503 | A * | 5/1982 | Johnson | 36/129 |
| D306,371 | S * | 3/1990 | Feller et al. | D2/969 |
| D321,585 | S | 11/1991 | Rogers | |
| D335,950 | S * | 6/1993 | Claveria | D2/969 |
| D349,187 | S | 8/1994 | Close | |
| D362,335 | S | 9/1995 | Estefano | |
| D377,560 | S * | 1/1997 | Worthington | D2/972 |
| 5,673,501 | A | 10/1997 | Mathews | |
| D395,946 | S * | 7/1998 | Avar et al. | D2/972 |
| D414,026 | S | 9/1999 | Dolinsky | |
| D452,992 | S * | 1/2002 | Smith | D2/972 |
| D475,191 | S | 6/2003 | Cass | |
| D476,471 | S | 7/2003 | Alfaro | |
| D487,187 | S | 3/2004 | Goldman | |
| D493,028 | S | 7/2004 | Len | |
| D513,449 | S * | 1/2006 | Caron et al. | D2/972 |
| D515,298 | S * | 2/2006 | Lamont | D2/969 |
| D516,279 | S | 3/2006 | Shelby | |

FIG. 1 is a perspective view of the top, front and right side
of the ornamented shoe;

FIG. 2 is a right side elevation view thereof;

FIG. 3 is a front view of the ornamented shoe;

FIG. 4 is a left side elevation view thereof;

FIG. 5 is a rear view of the ornamented shoe;


FIG. 6 is a top view looking downwardly at the shoe from
above;

FIG. 7 is a bottom view of the ornamented shoe; and,

FIG. 8 is a perspective view of the ornamented shoe showing
the removal of the side element.

The broken-lines of FIGS. 1 through 8 depict shoelaces, a
product logo and the tread on the bottom of the shoe. These
broken line features are depicted for illustrative purposes
only, and form no part of the claimed design.

1 Claim, 8 Drawing Sheets



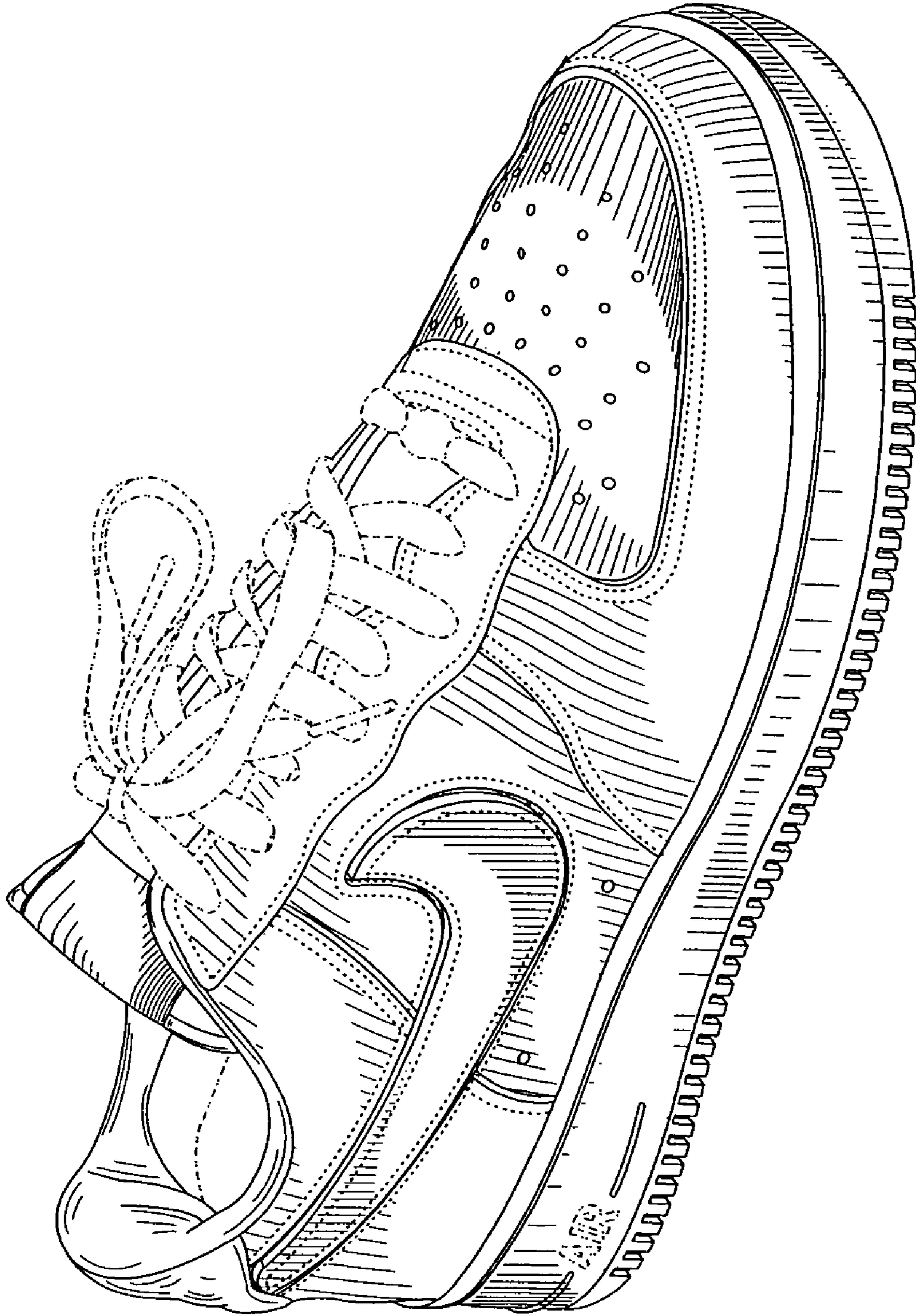


FIG. 1

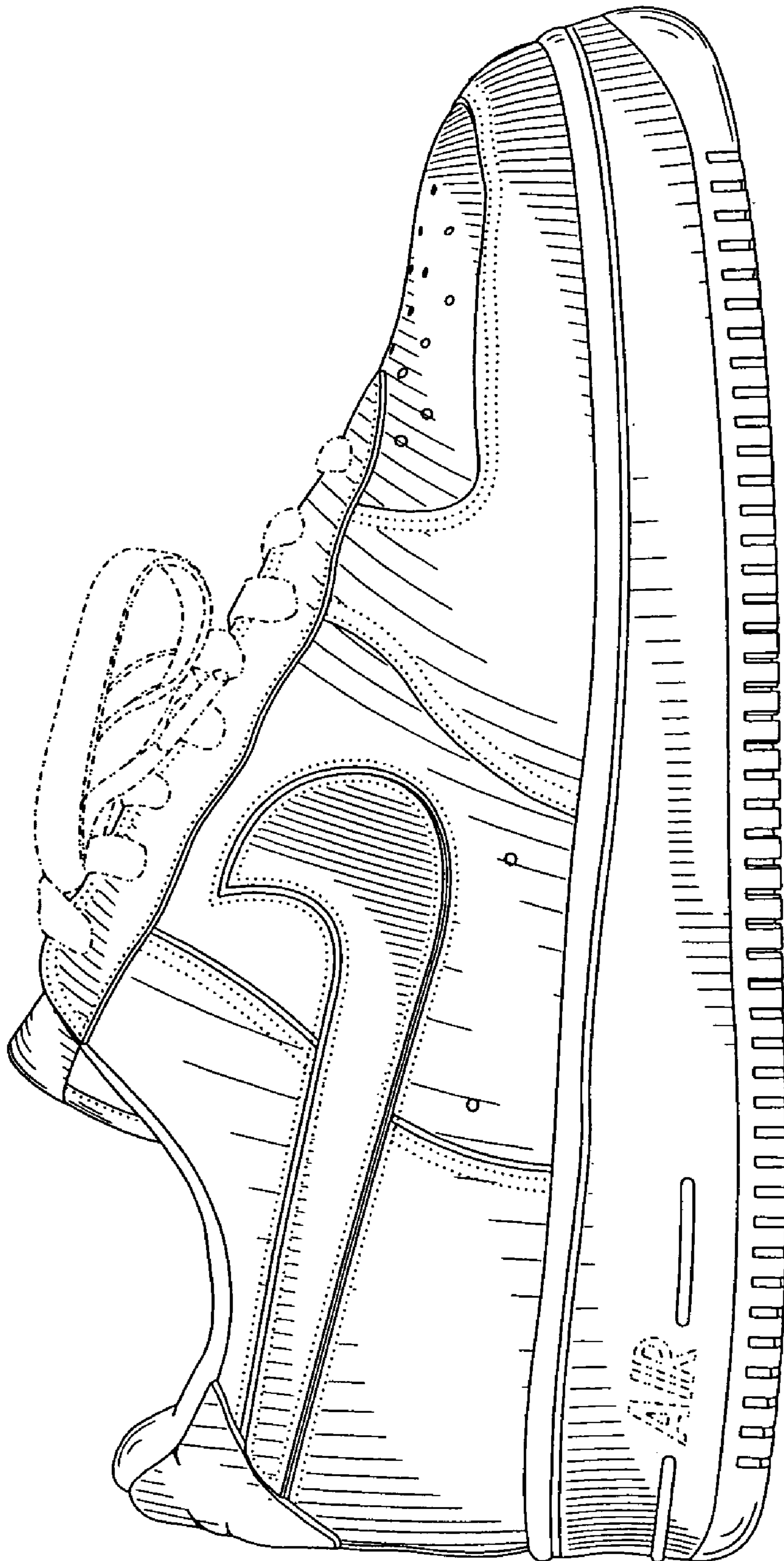


FIG. 2

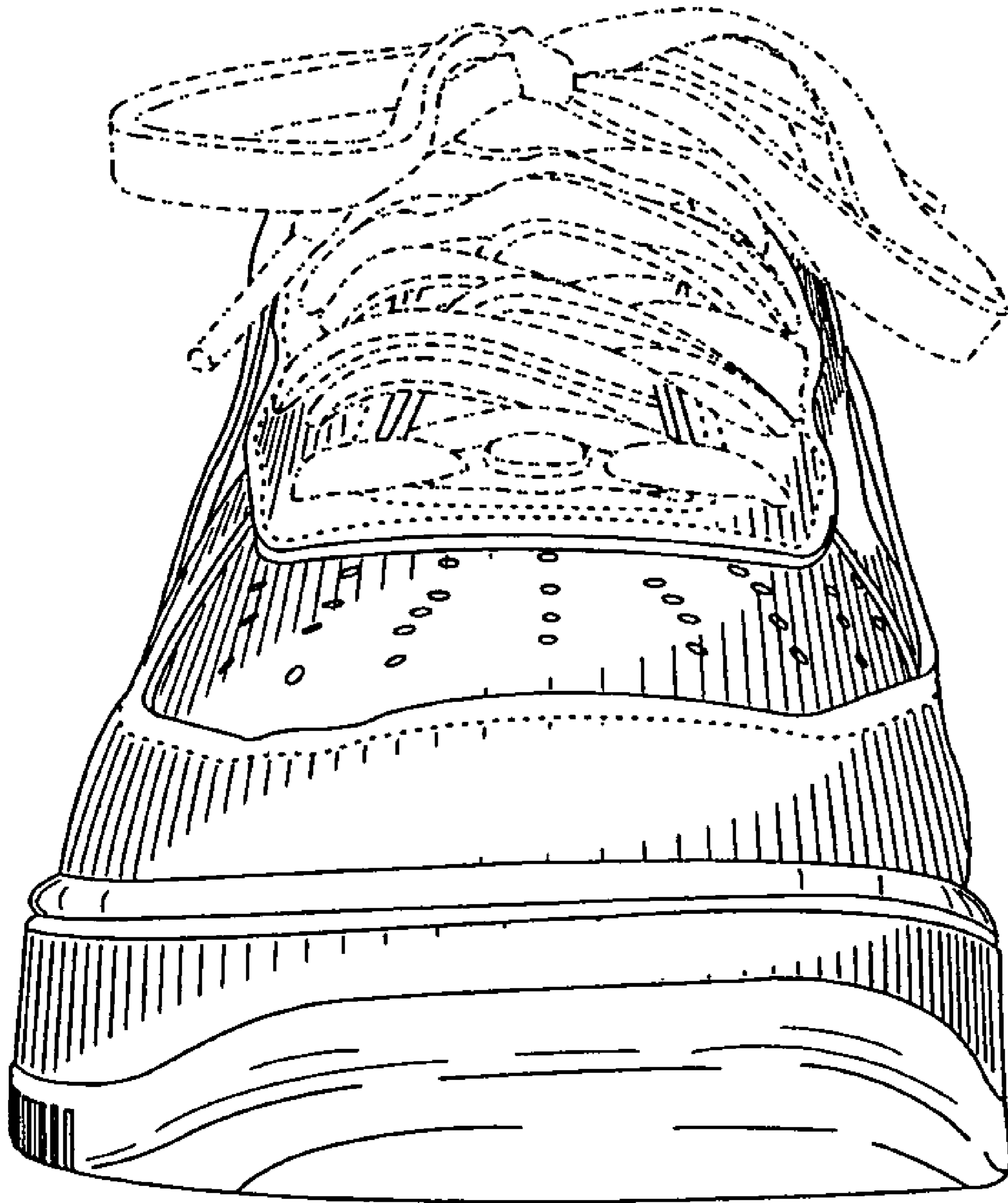


FIG. 3

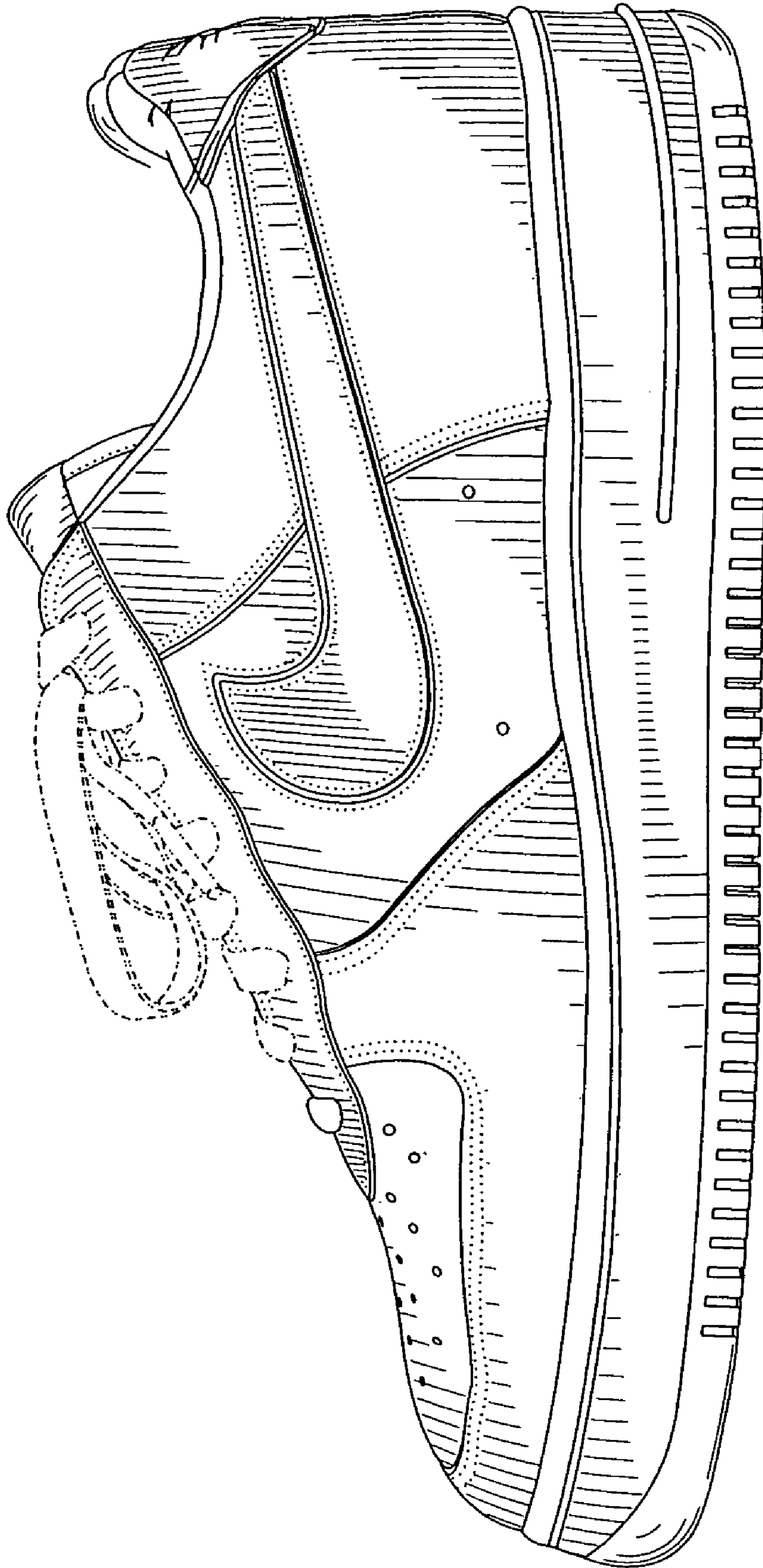


FIG. 4

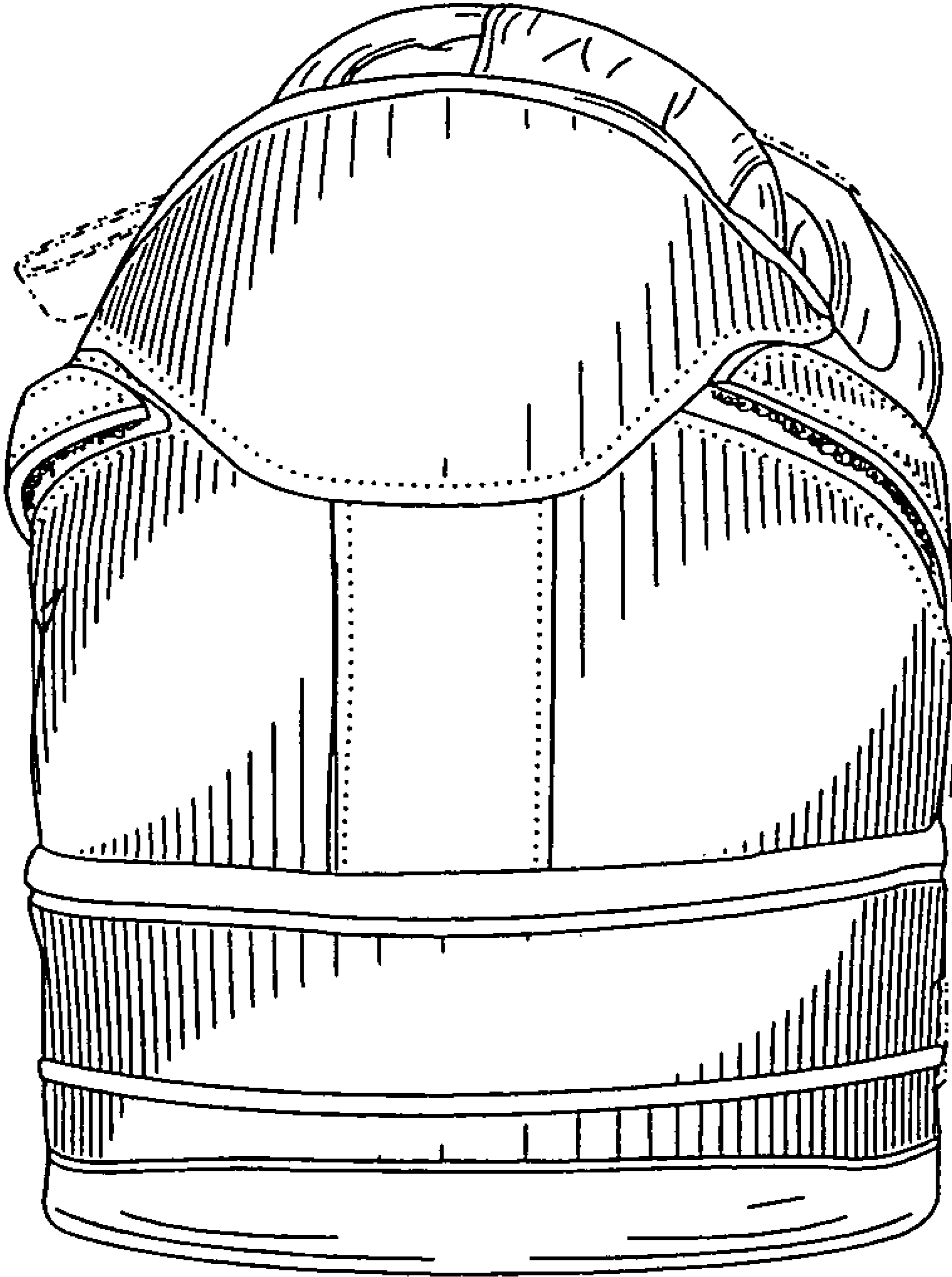


FIG. 5

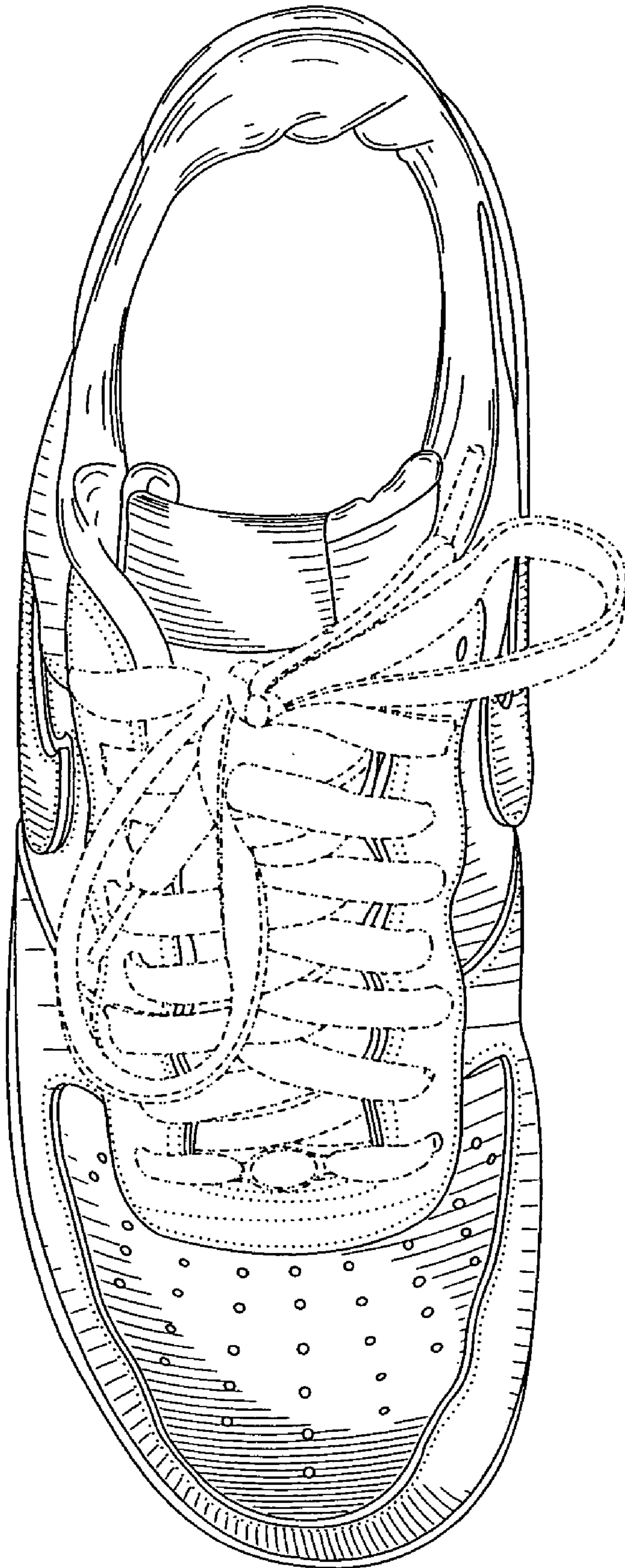


FIG. 6

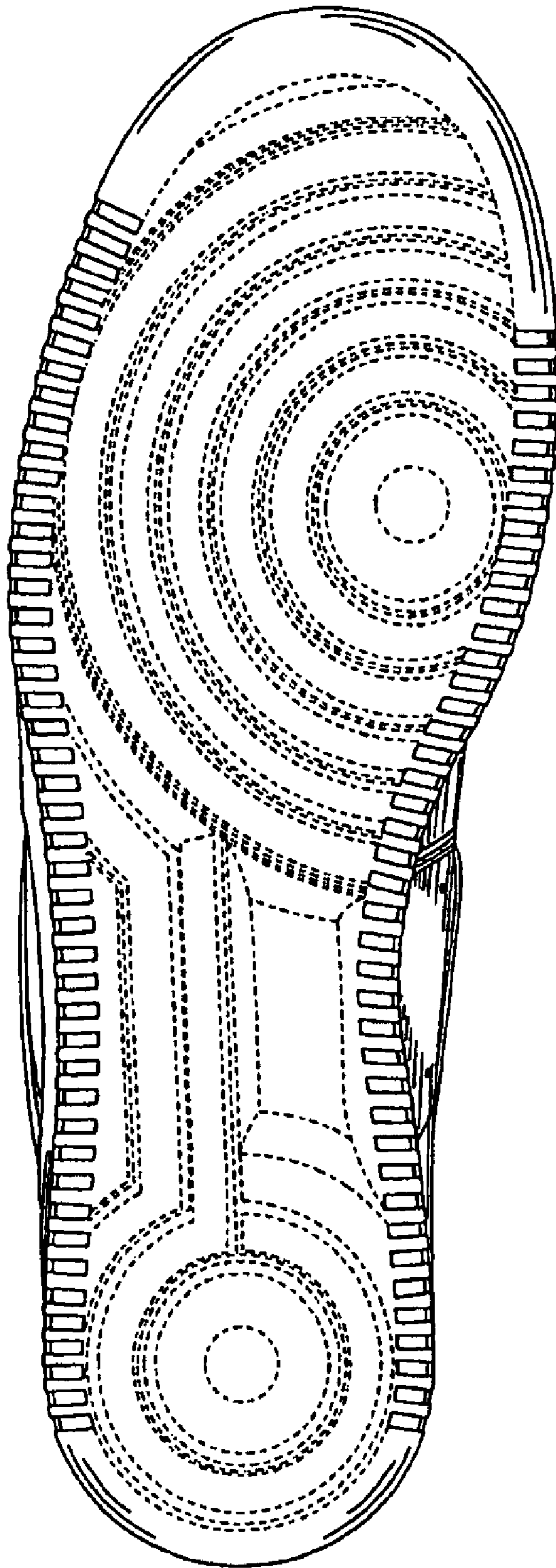


FIG. 7

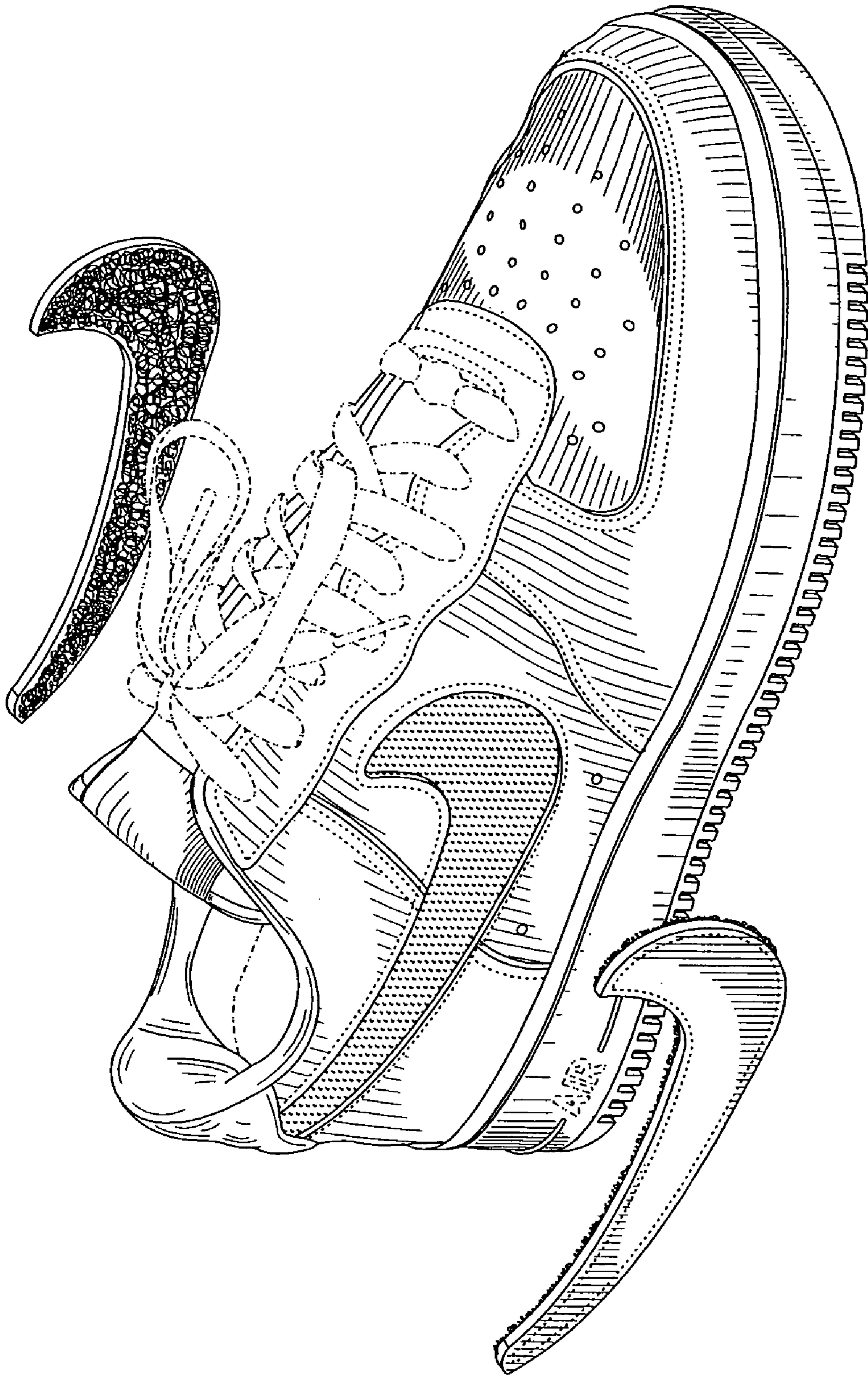


FIG. 8