



US00D567491S

(12) **United States Design Patent**
Belley et al.

(10) **Patent No.:** **US D567,491 S**

(45) **Date of Patent:** **** Apr. 29, 2008**

(54) **FOOTWEAR SOLE**

(75) Inventors: **Manon Belley**, Laval (CA); **Martin W. F. Dean**, St. Albans (GB); **Grant A. Urie**, Shelburne, VT (US)

(73) Assignee: **Wolverine World Wide, Inc.**, Rockford, MI (US)

(**) Term: **14 Years**

(21) Appl. No.: **29/259,999**

(22) Filed: **May 18, 2006**

(51) **LOC (8) Cl.** **02-04**

(52) **U.S. Cl.** **D2/956; D2/953**

(58) **Field of Classification Search** D2/902, D2/906, 908, 947, 951-960; 36/3 B, 22 R, 36/24.5, 25 R, 28, 32 R, 67 A, 59 C, 103
See application file for complete search history.

(56) **References Cited**

U.S. PATENT DOCUMENTS

D336,150 S *	6/1993	Peterson	D2/958
D336,560 S *	6/1993	Peterson	D2/955
D447,325 S	9/2001	Rogers		
D485,973 S *	2/2004	Adams	D2/954
D487,331 S	3/2004	Rogers et al.		
D487,837 S *	3/2004	McClaskie	D2/954
D498,350 S *	11/2004	Recchi	D2/956
D502,595 S	3/2005	Sonnergren		
D503,029 S *	3/2005	Sonnergren	D2/955
D503,522 S	4/2005	Schoenborn et al.		
D504,758 S *	5/2005	Sonnergren	D2/955
D508,308 S *	8/2005	Galway	D2/972
D509,048 S *	9/2005	Sonnergren	D2/956
D509,344 S *	9/2005	Sonnergren	D2/956
D516,781 S *	3/2006	Ardissono et al.	D2/954

D522,724 S *	6/2006	Urie et al.	D2/954
D530,490 S *	10/2006	Sonnergren	D2/956
D530,491 S *	10/2006	Sonnergren	D2/956
D530,893 S *	10/2006	Sonnergren	D2/956

OTHER PUBLICATIONS

Merrell Spring 2005 Catalog, pp. 34, 38.
Merrell Spring 2000 Catalog, p. 41.

* cited by examiner

Primary Examiner—Celia A. Murphy

(74) *Attorney, Agent, or Firm*—Warner Norcross & Judd LLP

(57) **CLAIM**

The ornamental design for footwear sole, as shown and described.

DESCRIPTION

FIG. 1 is a perspective view of the footwear sole embodying the new design;

FIG. 2 is a bottom view thereof;

FIG. 3 is a right side view thereof;


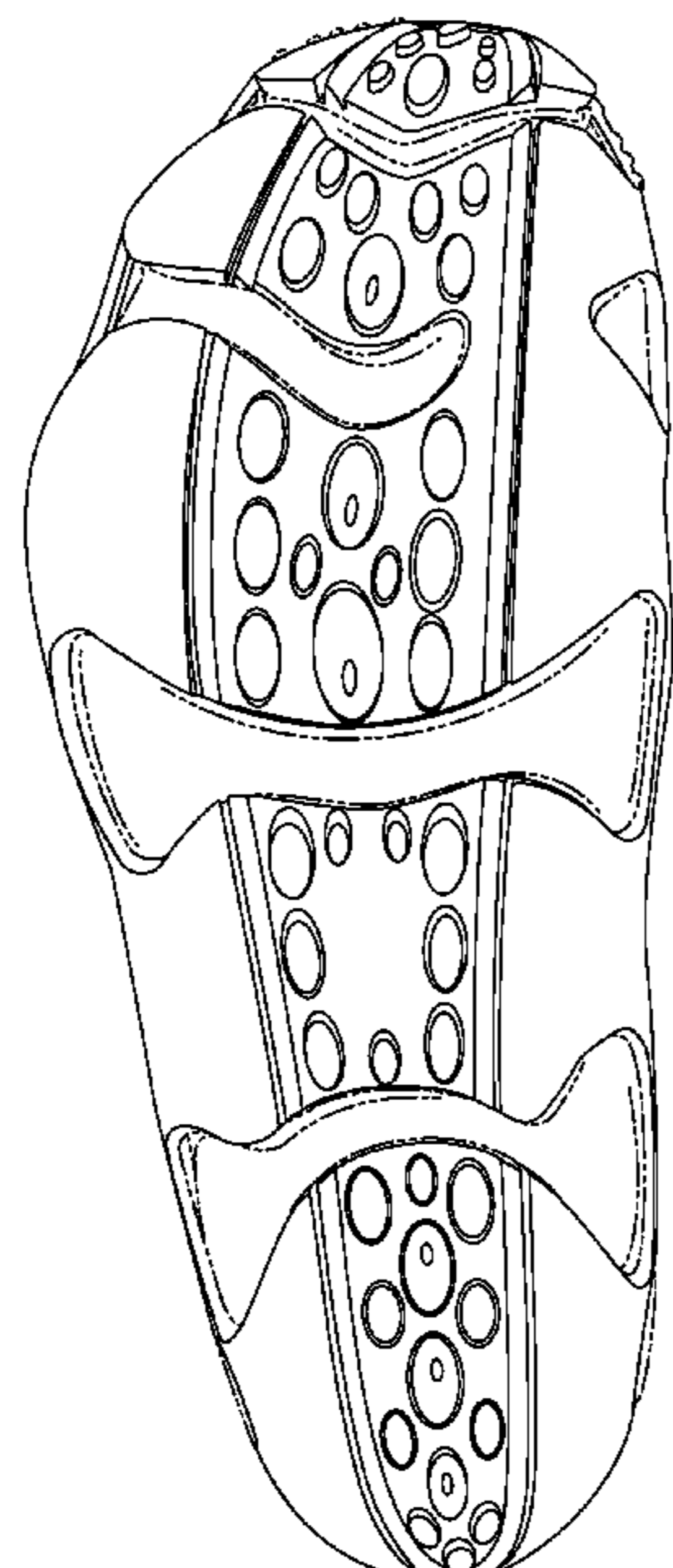
FIG. 4 is a left side view thereof;

FIG. 5 is a front view thereof; and,

FIG. 6 is a rear view thereof.

FIGS. 1-6 show features of an article of footwear in phantom lines. These features are shown for environmental purposes and do not form any part of the claimed design. Further, the phantom lines immediately adjacent the solid-line portions of the design form the boundary of the design, with the phantom lines forming no part of the claimed design.

1 Claim, 4 Drawing Sheets



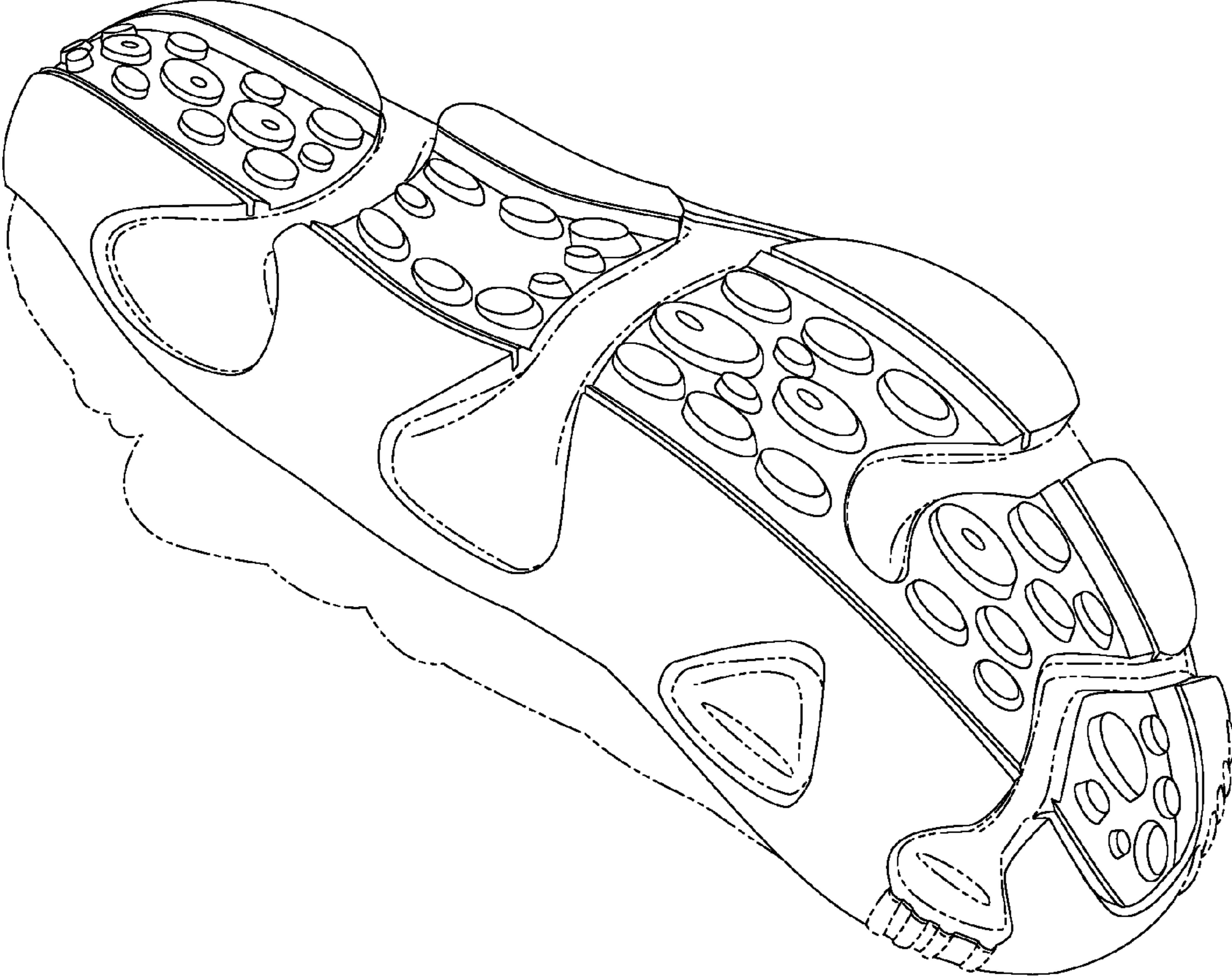


Fig. 1

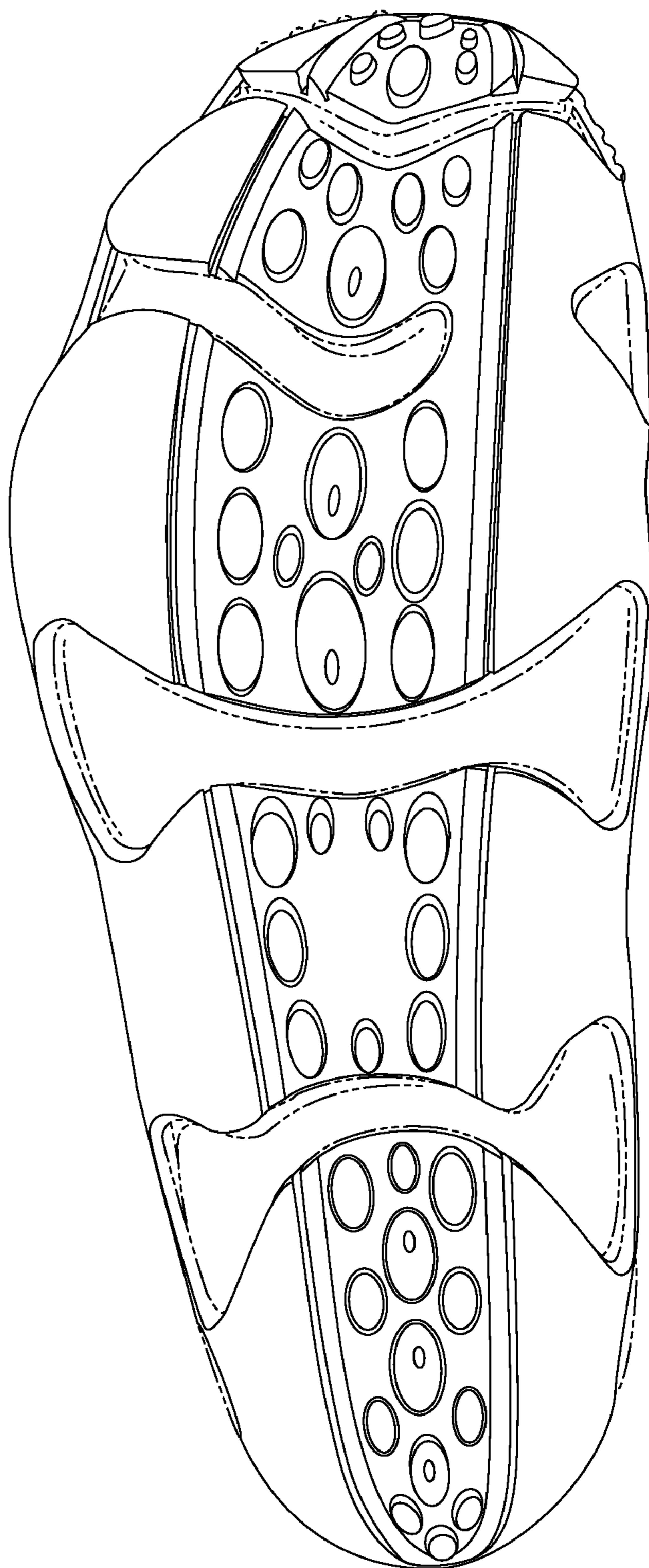


Fig. 2




Fig. 3

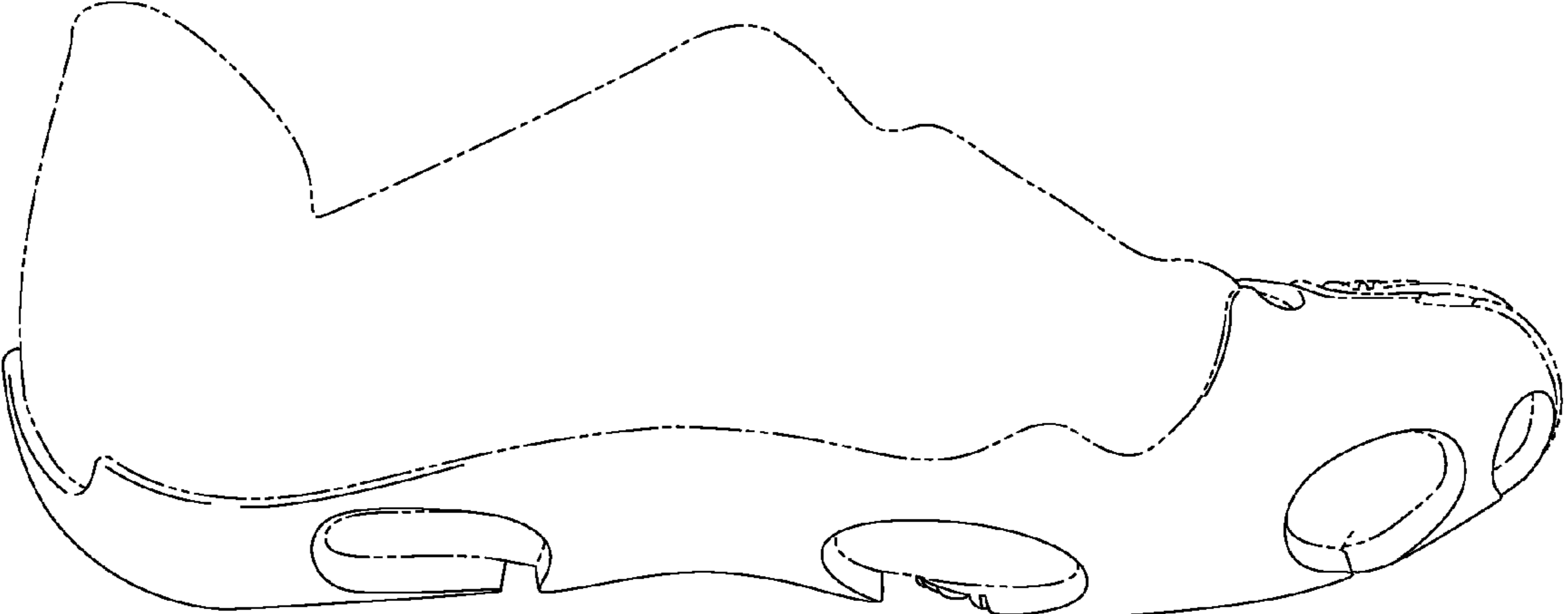


Fig. 4

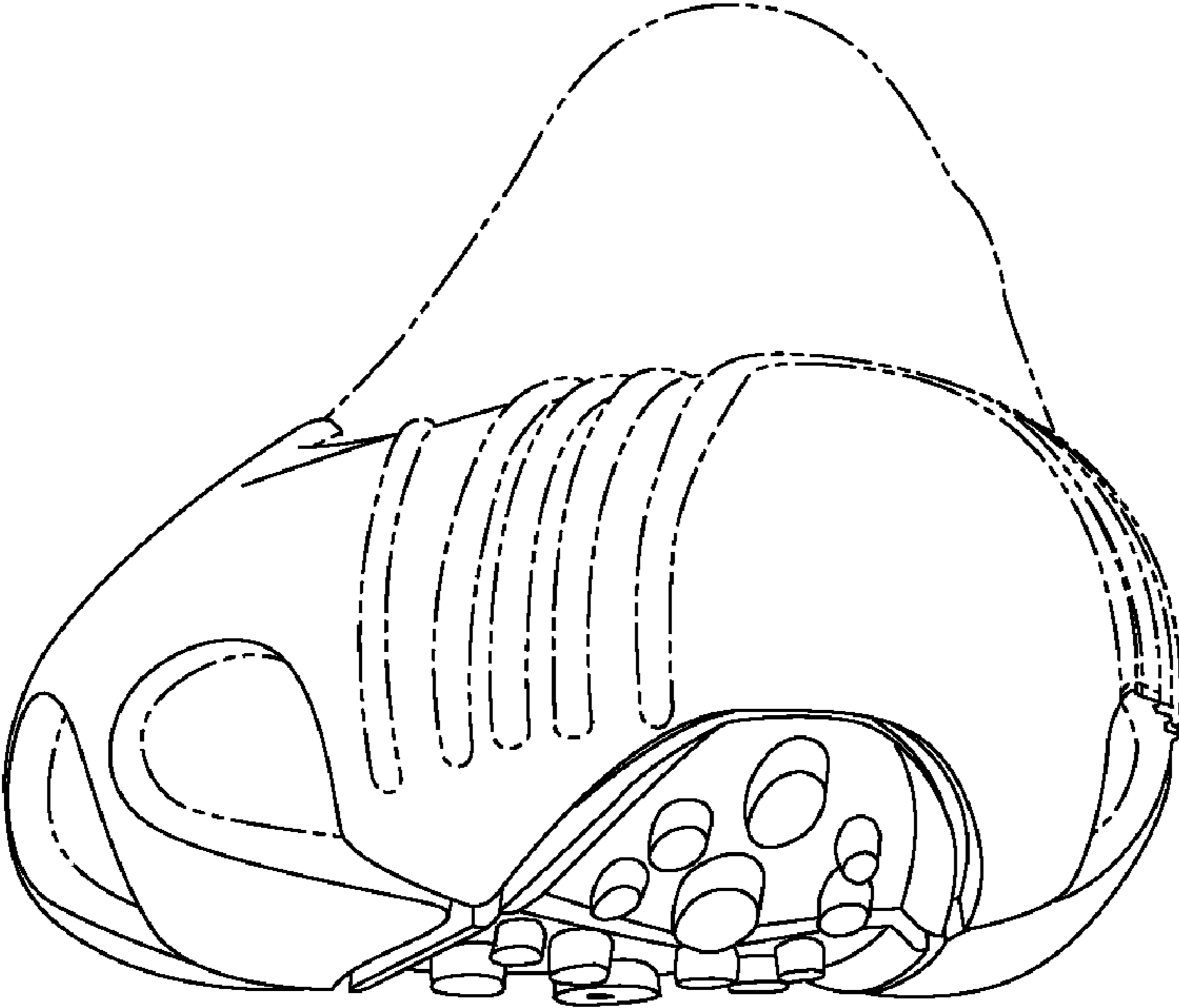


Fig. 5

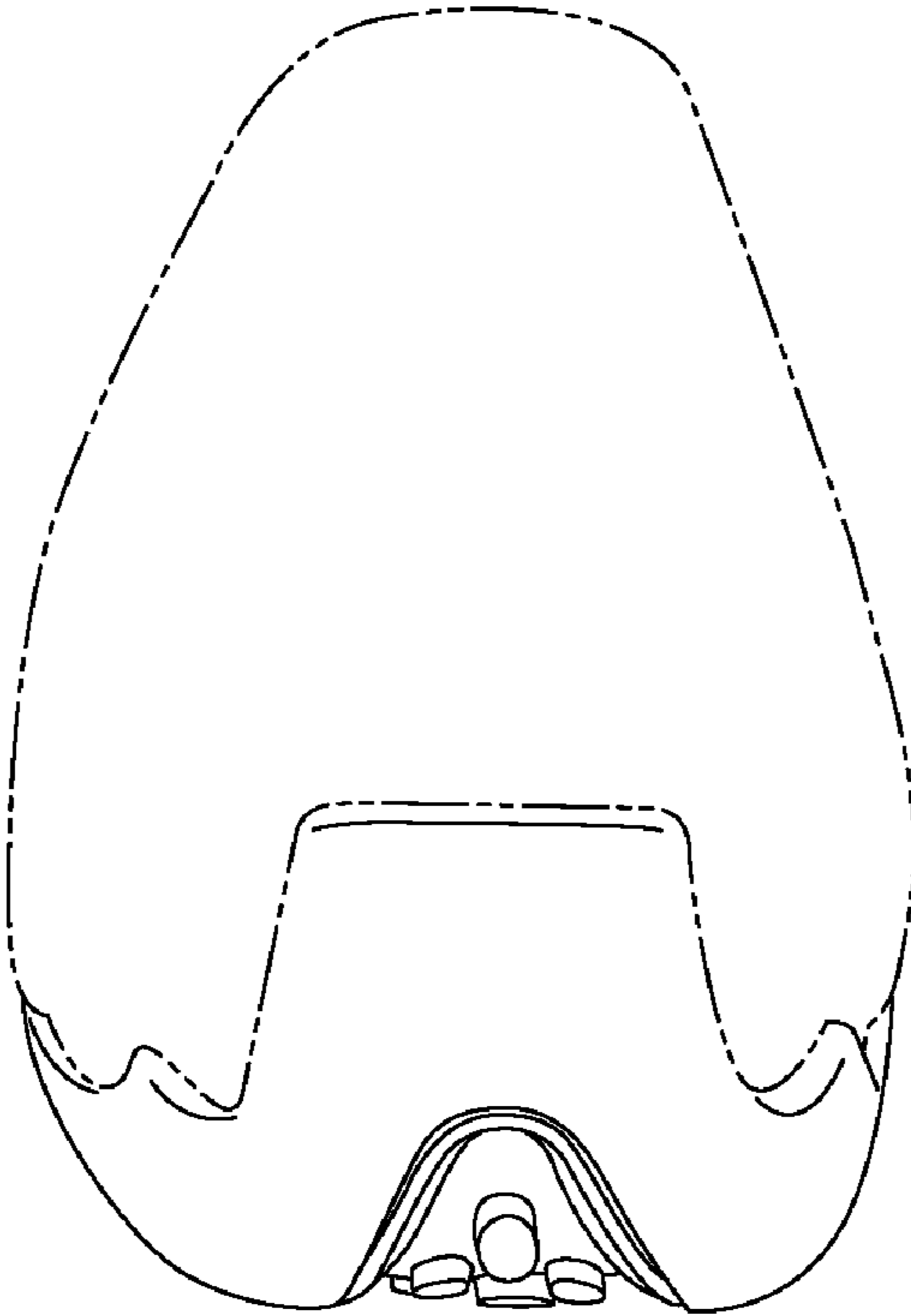


Fig. 6