

US00D567490S

(12) **United States Design Patent**
Campbell et al.

(10) **Patent No.:** **US D567,490 S**

(45) **Date of Patent:** **** Apr. 29, 2008**

(54) **SHOE BOTTOM**

(76) Inventors: **Seth Campbell**, 200 E. 69th St., Apt.
9A, New York, NY (US) 10021;
Nicholas Cohen, 30 E. 71st St., Apt.
1A, New York, NY (US) 10021

(**) Term: **14 Years**

(21) Appl. No.: **29/250,477**

(22) Filed: **Nov. 16, 2006**

(51) **LOC (8) Cl.** **02-04**

(52) **U.S. Cl.** **D2/952; D2/951**

(58) **Field of Classification Search** D2/865,
D2/895, 897, 902, 909, 946-961, 972, 977;
D6/583; D8/402; D25/157; 36/3 B, 22 R,
36/24.5, 25 R, 28, 32 R, 34 R, 67 A, 59 C
See application file for complete search history.

(56) **References Cited**

U.S. PATENT DOCUMENTS

D253,137 S *	10/1979	Foldes	D2/910
D253,140 S *	10/1979	Pasquier	D2/952
D336,359 S *	6/1993	Peterson	D2/952
D352,154 S *	11/1994	Merceron	D2/952
D366,135 S *	1/1996	Henderson et al.	D2/902
D373,457 S *	9/1996	Fabio	D2/952
D388,943 S *	1/1998	Mangee	D2/952

D418,664 S *	1/2000	Sacra	D2/952
D482,850 S *	12/2003	Fornari	D2/952
D494,346 S *	8/2004	Hawkins	D2/952
D495,479 S *	9/2004	McDowell	D2/959
D530,065 S *	10/2006	Edwards	D2/953
D533,334 S *	12/2006	McClaskie	D2/956
D538,015 S *	3/2007	Link	D2/951

* cited by examiner

Primary Examiner—Celia A. Murphy

(74) *Attorney, Agent, or Firm*—GrayRobinson, PA

(57) **CLAIM**

We claim the ornamental design for a shoe bottom, as shown and described.

DESCRIPTION

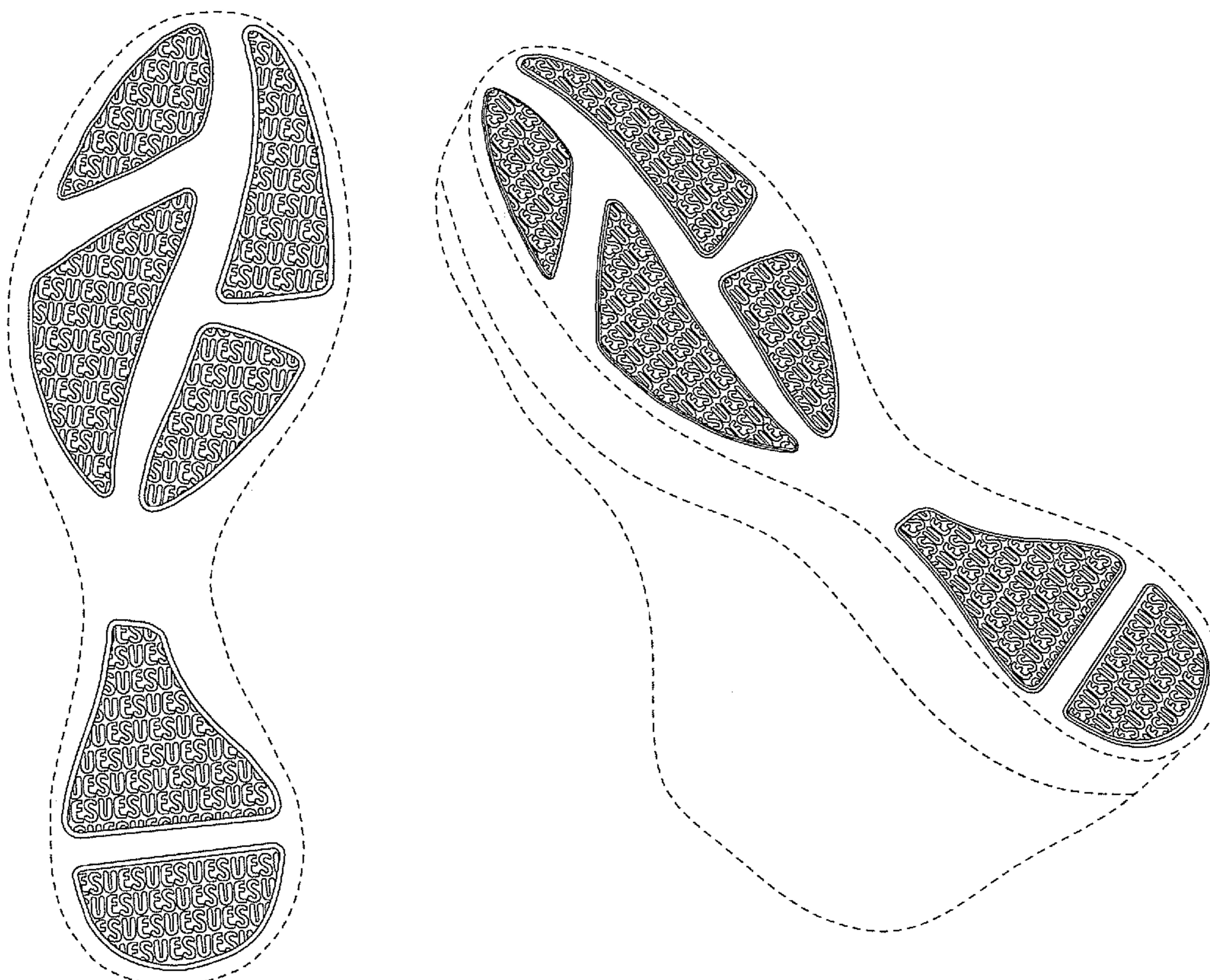
FIG. 1 is a bottom plan view of a shoe bottom showing our new design;

FIG. 2 is a bottom right perspective view thereof; and,

FIG. 3 is a bottom left perspective view thereof.

The broken lines in FIGS. 1-3 are for illustrative purposes only and form no part of the claimed design. The blank surfaces that are adjacent to the patterned areas and are located within the broken line representing the shoe bottom comprise an unclaimed portion of the design.

1 Claim, 3 Drawing Sheets



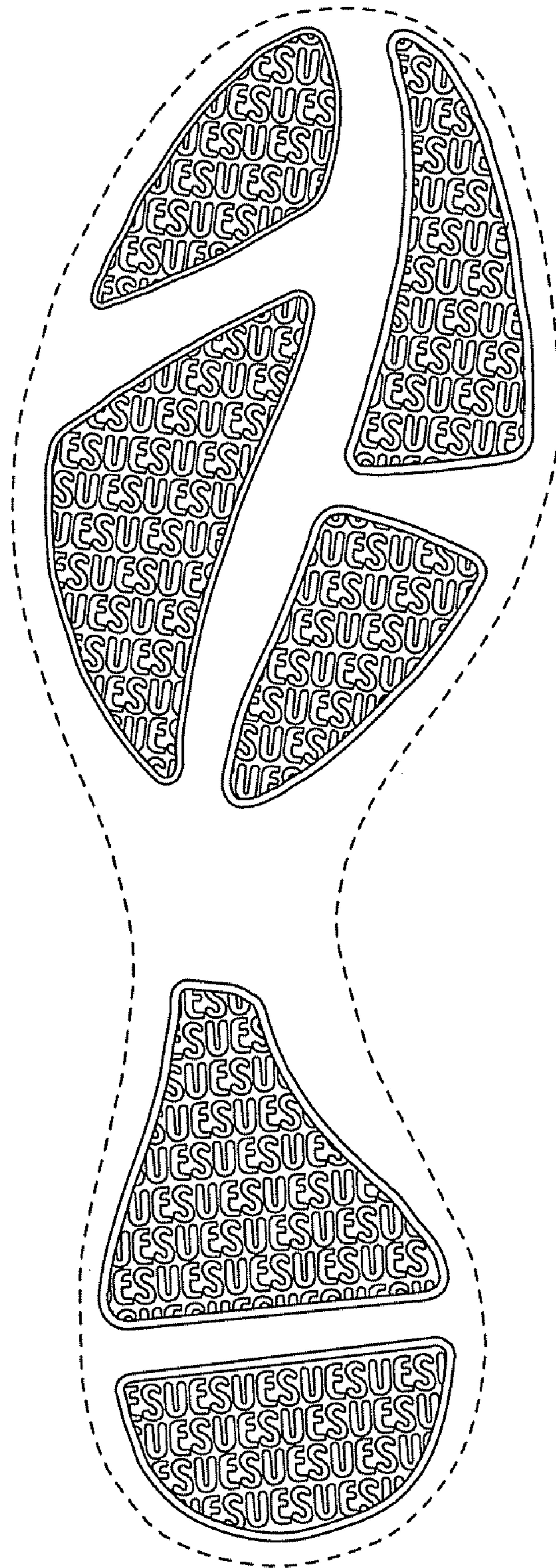


FIG. 1

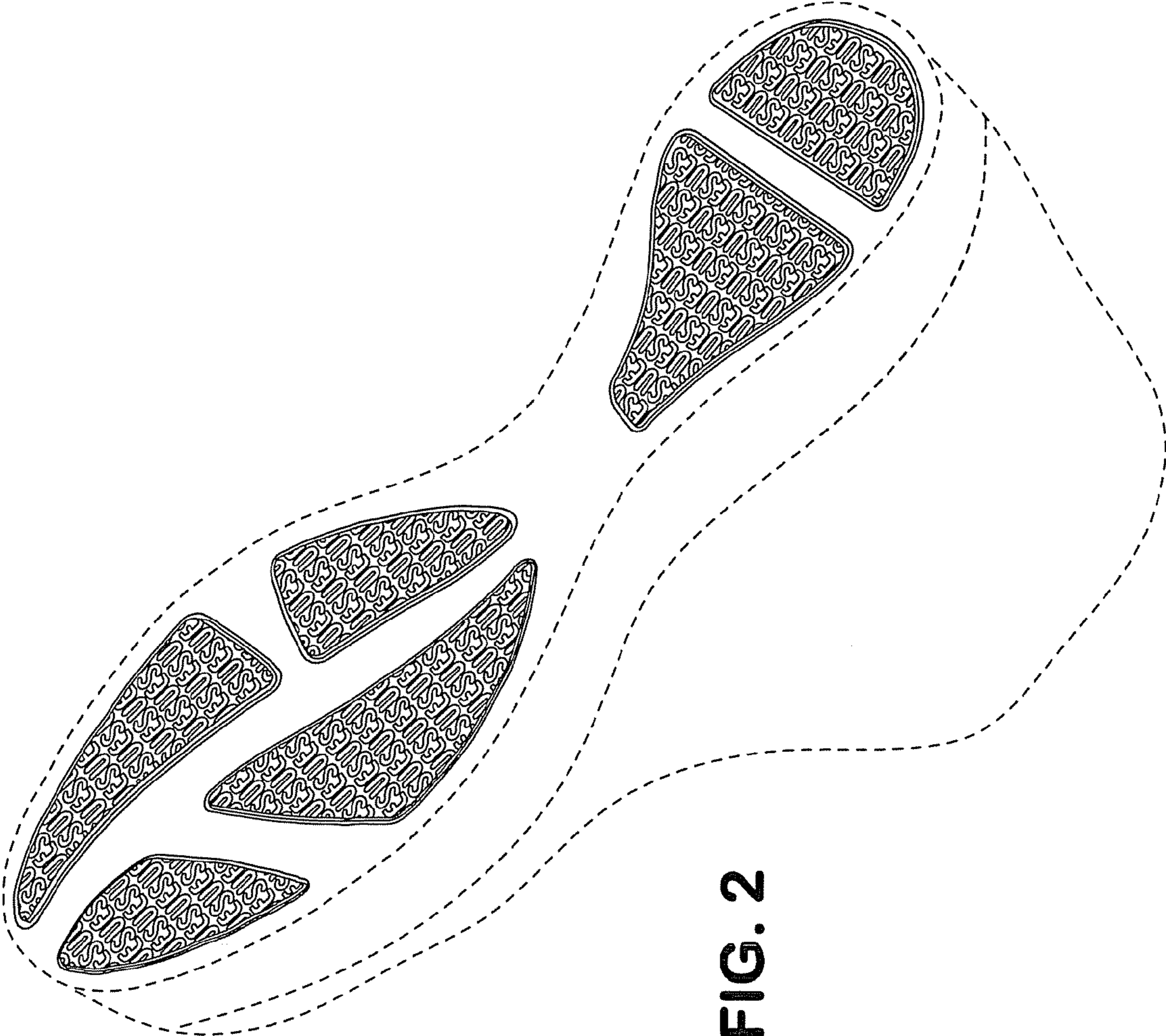


FIG. 2

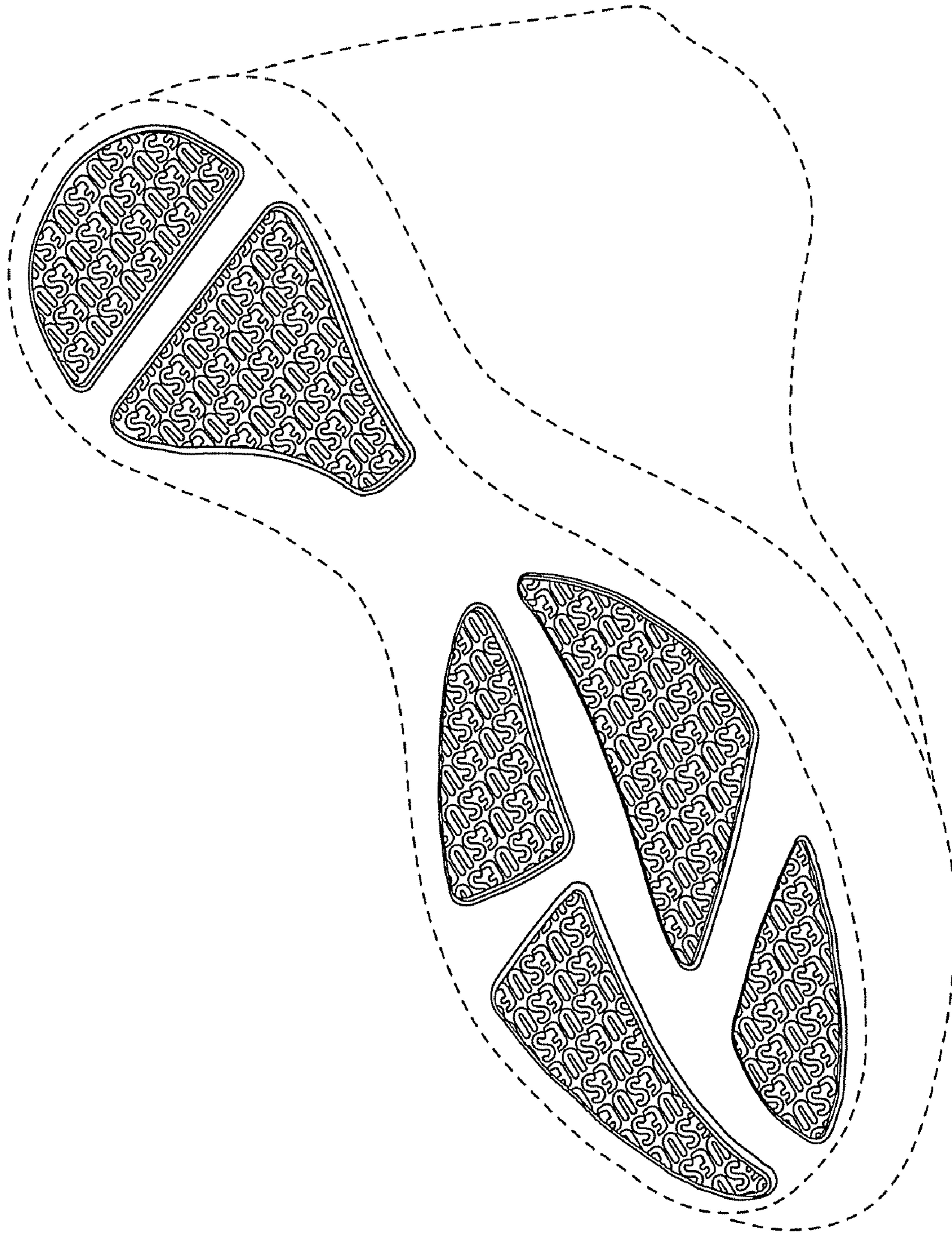


FIG. 3