

US00D567475S

(12) **United States Design Patent**
West

(10) **Patent No.:** **US D567,475 S**

(45) **Date of Patent:** **** Apr. 22, 2008**

(54) **GLASS URN**

D545,204 S * 6/2007 Abergas et al. D9/529
D552,996 S * 10/2007 Koskinen D9/516

(76) Inventor: **Delbert A. West**, 8025 Rockhurst Way,
Sacramento, CA (US) 95828

* cited by examiner

(**) Term: **14 Years**

Primary Examiner—Cathron Brooks
Assistant Examiner—Michael A. Pratt

(21) Appl. No.: **29/263,724**

(22) Filed: **Jul. 28, 2006**

(57) **CLAIM**

(51) **LOC (8) Cl.** **99-00**

(52) **U.S. Cl.** **D99/5**

(58) **Field of Classification Search** D99/1,
D99/5; D9/443, 521, 532, 535, 500, 504;
D11/146, 150, 151, 153, 154

I claim, the ornamental design for the glass urn, as shown
and described.

See application file for complete search history.

DESCRIPTION

(56) **References Cited**

U.S. PATENT DOCUMENTS

- D353,324 S * 12/1994 Rice, III D9/661
- D368,858 S * 4/1996 Ricci D9/504
- D389,060 S * 1/1998 de Laforcade D9/448
- D405,357 S * 2/1999 Sell D9/658
- D438,376 S * 3/2001 Marshall D3/257
- D485,757 S * 1/2004 Roth et al. D9/443
- D516,865 S * 3/2006 Davies et al. D7/538
- D519,033 S * 4/2006 Romano D9/535

FIG. 1 is a front elevational view of the glass urn showing
my new design;
FIG. 2 is a rear elevational view of the glass urn thereof;
FIG. 3 is a left-side elevational view of the glass urn thereof;
FIG. 4 is right side view of the glass urn thereof;
FIG. 5 is a top plan view of the glass urn thereof; and,
FIG. 6 is a bottom plan view of the glass urn thereof.

The broken line showing of the text is included for the
purpose of illustrating environmental structure and forms no
part of the claimed design.

1 Claim, 6 Drawing Sheets


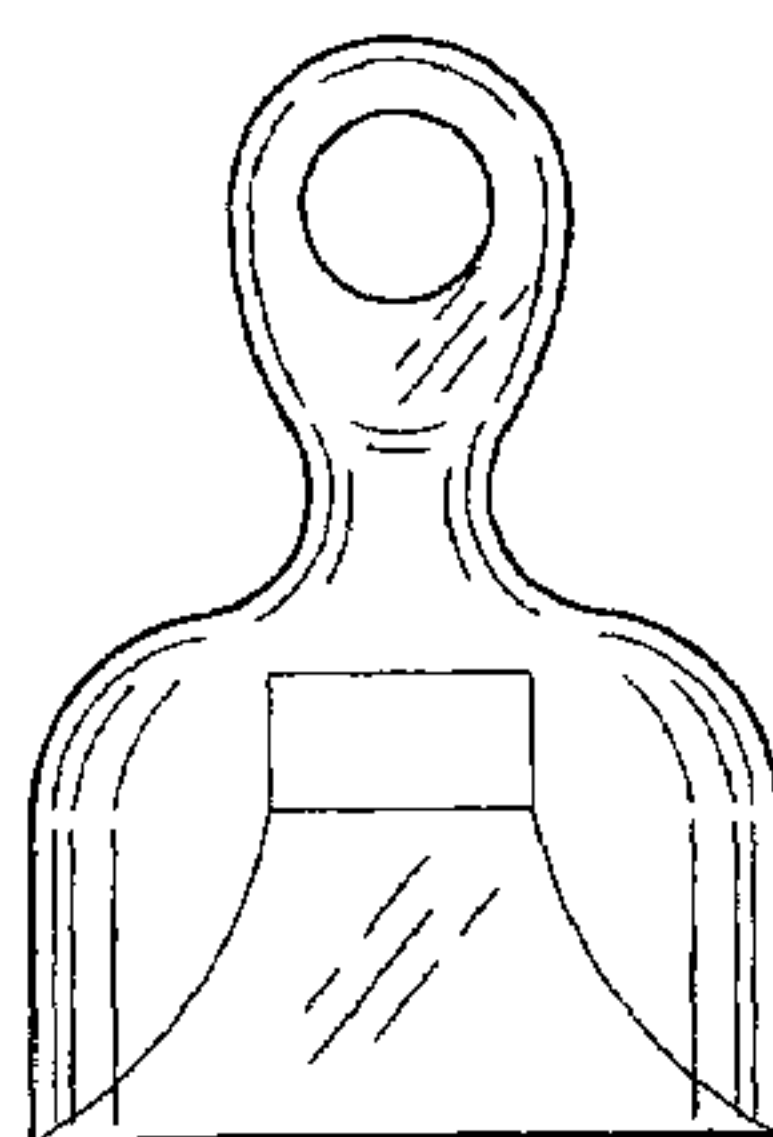


FIG. 1




FIG. 2




FIG. 3

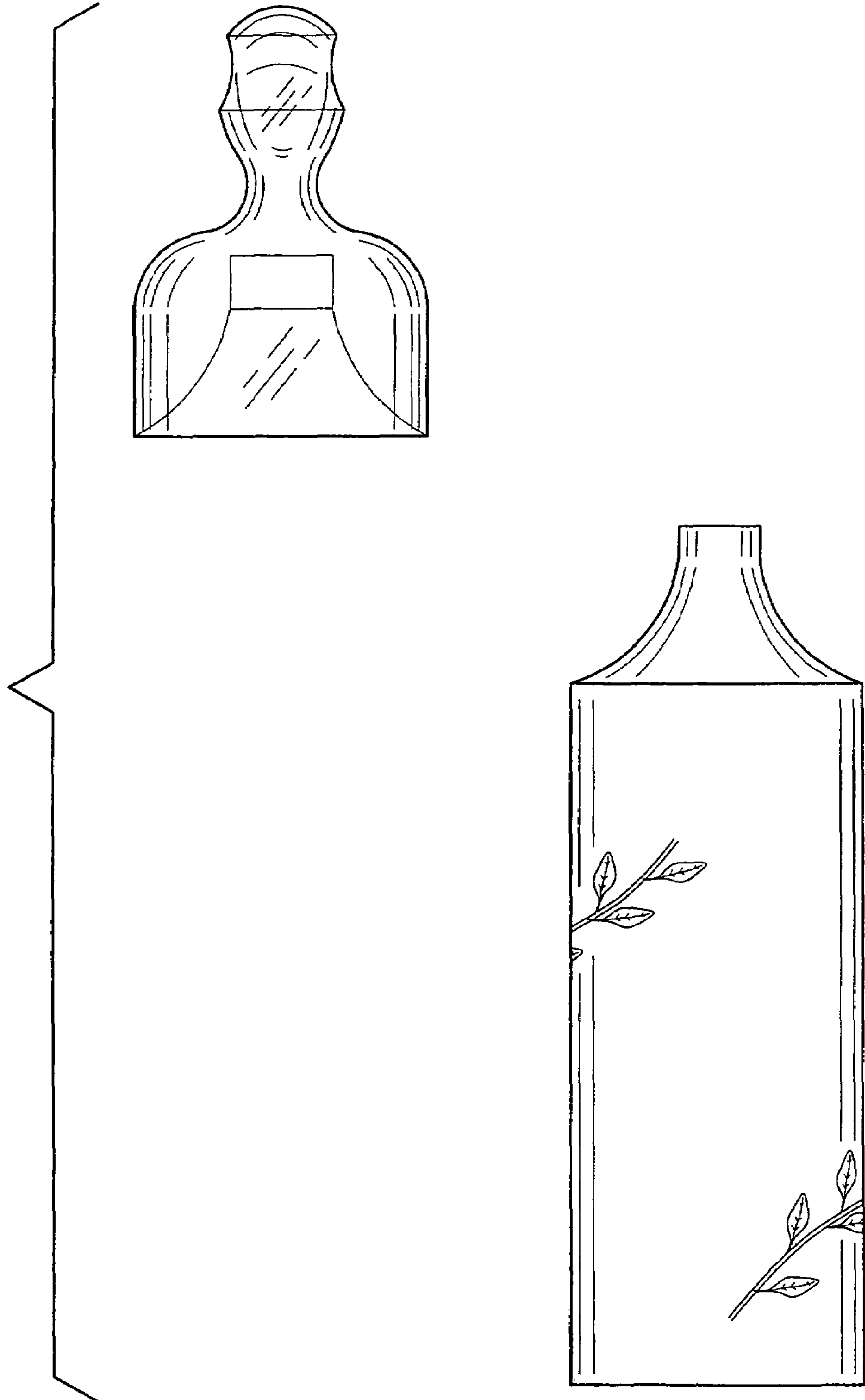


FIG. 4




FIG. 5

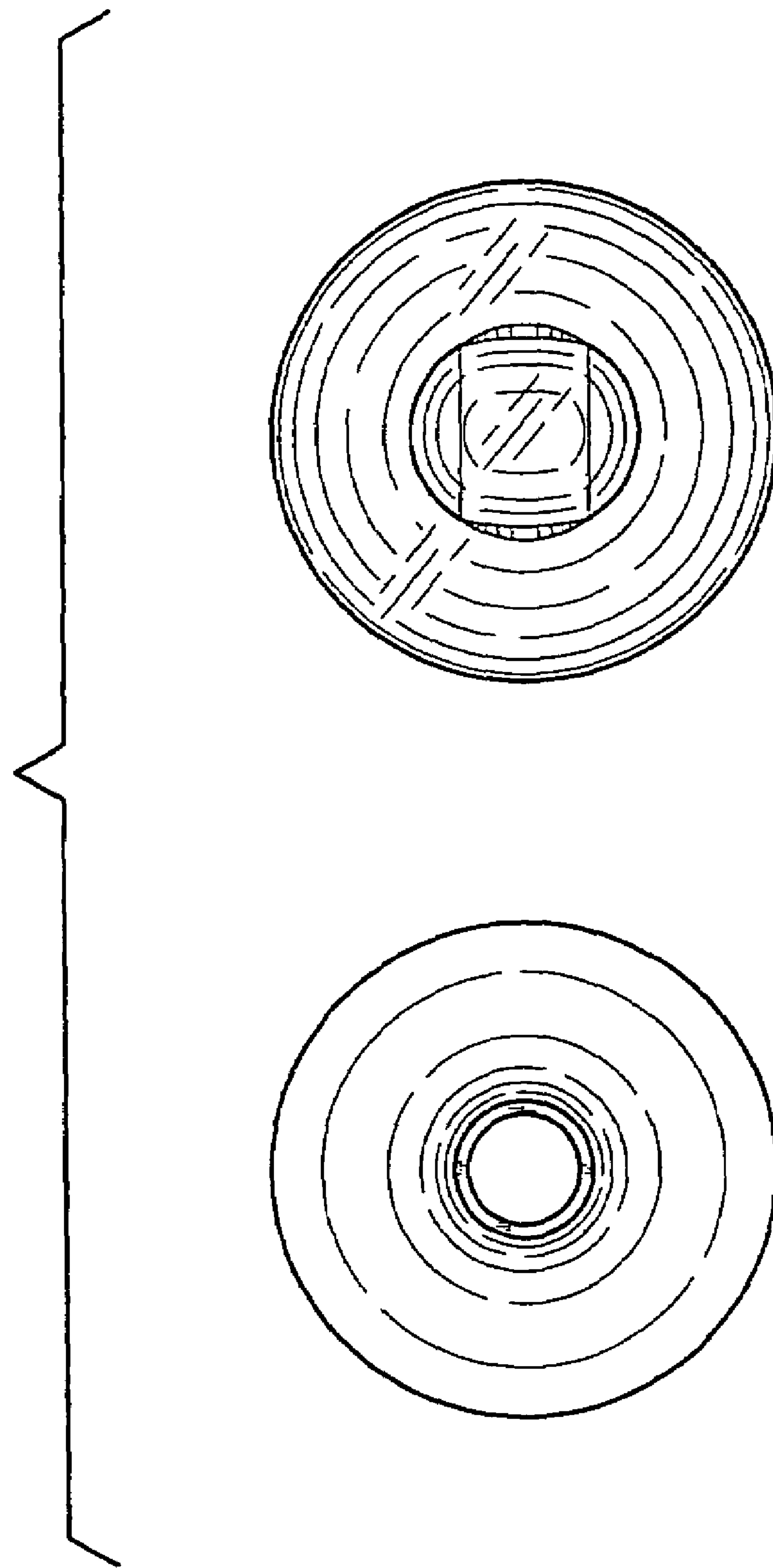


FIG. 6

