



US00D567463S

(12) **United States Design Patent**
Garner

(10) **Patent No.:** **US D567,463 S**

(45) **Date of Patent:** **** Apr. 22, 2008**

(54) **STEAM GENERATING BASE FOR LAUNDRY IRON**

(75) Inventor: **Pierre Garner**, Paris (FR)

(73) Assignee: **Calor**, Lyons (FR)

(**) Term: **14 Years**

(21) Appl. No.: **29/237,907**

(22) Filed: **Sep. 9, 2005**

(30) **Foreign Application Priority Data**

Mar. 9, 2005 (FR) 05 1261

(51) **LOC (8) Cl.** **07-05**

(52) **U.S. Cl.** **D32/73**

(58) **Field of Classification Search** D32/70-73;
38/69, 77.1-77.9, 77.83, 74-75, 77, 81, 90-97,
38/219-248; 392/335, 394, 403-404; 219/245-247,
219/259; 248/117.1-117.3

See application file for complete search history.

(56) **References Cited**

U.S. PATENT DOCUMENTS

D370,324 S * 5/1996 Villa D32/73
D374,527 S * 10/1996 Gudfin D32/68
D379,702 S * 6/1997 Gudfin et al. D32/73
D408,107 S * 4/1999 Clouet D32/73
D433,990 S 11/2000 Gudfin

D439,023 S 3/2001 Powell
6,212,332 B1 * 4/2001 Sham et al. 392/404
D463,641 S 9/2002 Powell
D470,637 S 2/2003 Berthier
D470,986 S * 2/2003 Berthier D32/73
D484,658 S * 12/2003 Schupp D32/73

* cited by examiner

Primary Examiner—Pamela J. Burgess

(74) *Attorney, Agent, or Firm*—Young & Thompson

(57) **CLAIM**

The ornamental design for a steam generating base for laundry iron, as shown.

DESCRIPTION

FIG. 1 is a top, front and side perspective view of a steam generating base for laundry iron, showing my new design;

FIG. 2 is a front elevational view thereof;

FIG. 3 is a side elevational view thereof from the left of FIG. 2;


FIG. 4 is a side elevational view thereof from the right of FIG. 2;

FIG. 5 is a rear elevational view;

FIG. 6 is a top plan view thereof; and,

FIG. 7 is bottom plan view thereof.

1 Claim, 7 Drawing Sheets






Fig. 1



Fig. 2




Fig. 3




Fig. 4




Fig. 5

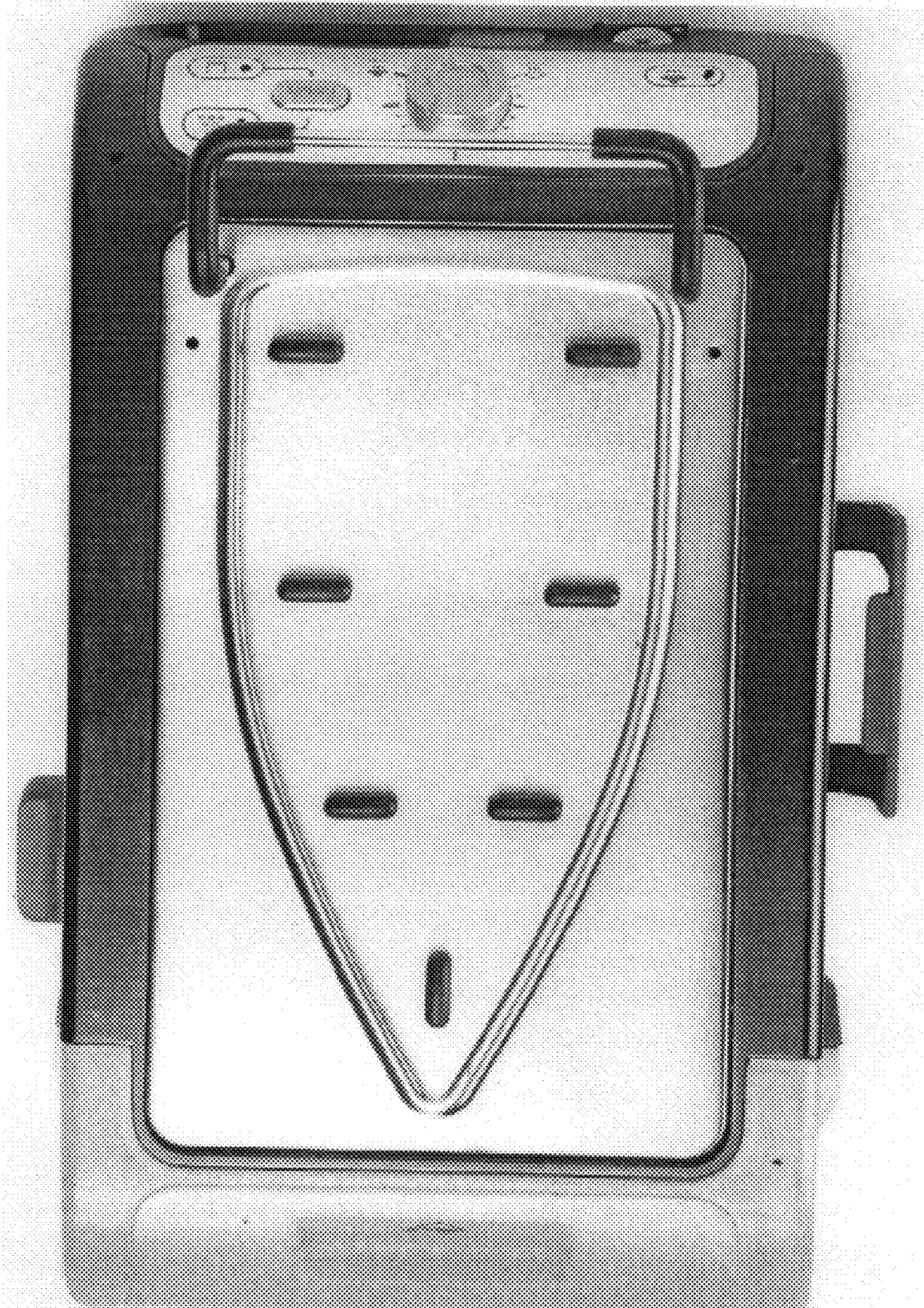


Fig. 6




Fig. 7