



US00D567454S

(12) **United States Design Patent**
Raymond

(10) **Patent No.:** **US D567,454 S**

(45) **Date of Patent:** **** Apr. 22, 2008**

(54) **GLOVE**

(76) Inventor: **Jean-Camille Raymond**, 782 rue du
Maréchal Leclerc, Villennes (FR)
F-78670

(**) Term: **14 Years**

(21) Appl. No.: **29/272,496**

(22) Filed: **Feb. 7, 2007**

(51) **LOC (8) Cl.** **02-06**

(52) **U.S. Cl.** **D29/117.2**

(58) **Field of Classification Search** D2/610,
D2/617-621, 623; 29/113, 116.2, 117.1-117.2,
29/123; 2/16, 159, 161.1-161.8, 910, 917
See application file for complete search history.

(56) **References Cited**

U.S. PATENT DOCUMENTS

1,346,883 A	7/1920	Reynolds
1,403,817 A	1/1922	Auguste
1,979,130 A	10/1934	Wiley
2,187,430 A	1/1940	McClary
2,377,358 A	6/1945	Greene
2,616,745 A	11/1952	Alston
3,404,409 A	10/1968	Tillotston
3,597,765 A	8/1971	Stanton
4,038,787 A	8/1977	Bianchi
4,042,976 A	8/1977	Elliott, Jr. et al.
4,272,848 A	6/1981	Thurston et al.
4,526,828 A	7/1985	Fogt et al.
4,663,704 A	5/1987	Ash
4,691,387 A	9/1987	Lopez
4,748,690 A	6/1988	Webster
4,768,234 A	9/1988	Yamamoto
4,807,302 A	2/1989	Cannella
5,218,718 A	6/1993	Johnson
5,231,700 A	8/1993	Cutshall
5,329,639 A	7/1994	Aoki
5,537,688 A	7/1996	Reynolds et al.

5,557,803 A	9/1996	Granich et al.
5,581,809 A	12/1996	Mah
5,815,839 A	10/1998	Safford
5,857,216 A	1/1999	Gold
5,924,137 A	7/1999	Gold
5,953,751 A	9/1999	Kobren
5,987,646 A	11/1999	Bolmer
6,016,571 A	1/2000	Guzman et al.
6,035,444 A	3/2000	McGrew
6,041,438 A	3/2000	Kirkwood
6,052,827 A	4/2000	Widdemer
6,192,519 B1	2/2001	Coalter
6,202,217 B1	3/2001	Karall
6,279,165 B1	8/2001	Kobayashi
6,298,488 B1	10/2001	Duncan et al.
6,374,417 B1	4/2002	Stagnitta
6,427,249 B1	8/2002	Mattesky
6,604,244 B1	8/2003	Leach
6,618,860 B1	9/2003	Sullivan et al.
6,658,668 B2	12/2003	Newcomb
6,715,152 B2	4/2004	Mazzarolo
6,912,731 B2	10/2004	Cass
7,062,791 B2	6/2006	Gold
7,100,212 B2	9/2006	Jaeger
7,111,326 B1	9/2006	Sullivan et al.
2005/0278627 A1	12/2005	Price et al.
2006/0048268 A1	3/2006	Loos

Primary Examiner—Robert A. Delehanty
(74) *Attorney, Agent, or Firm*—Townsend and Townsend
and Crew LLP

(57) **CLAIM**

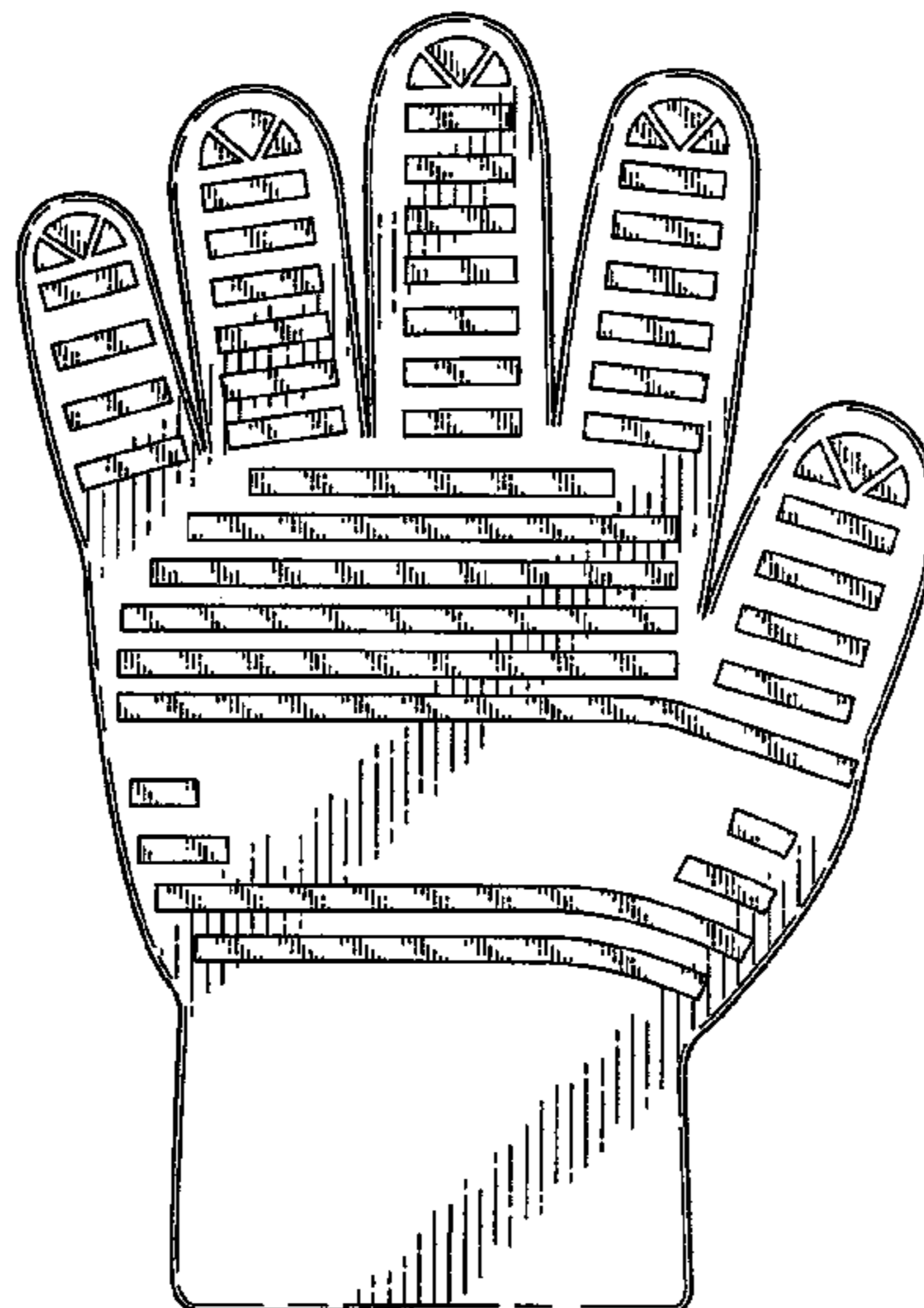
The ornamental design for a glove, as shown and described
herein.

DESCRIPTION

FIG. 1 is a top plan view of a glove showing my new design;
and,

FIG. 2 is a bottom plan view thereof.

1 Claim, 2 Drawing Sheets



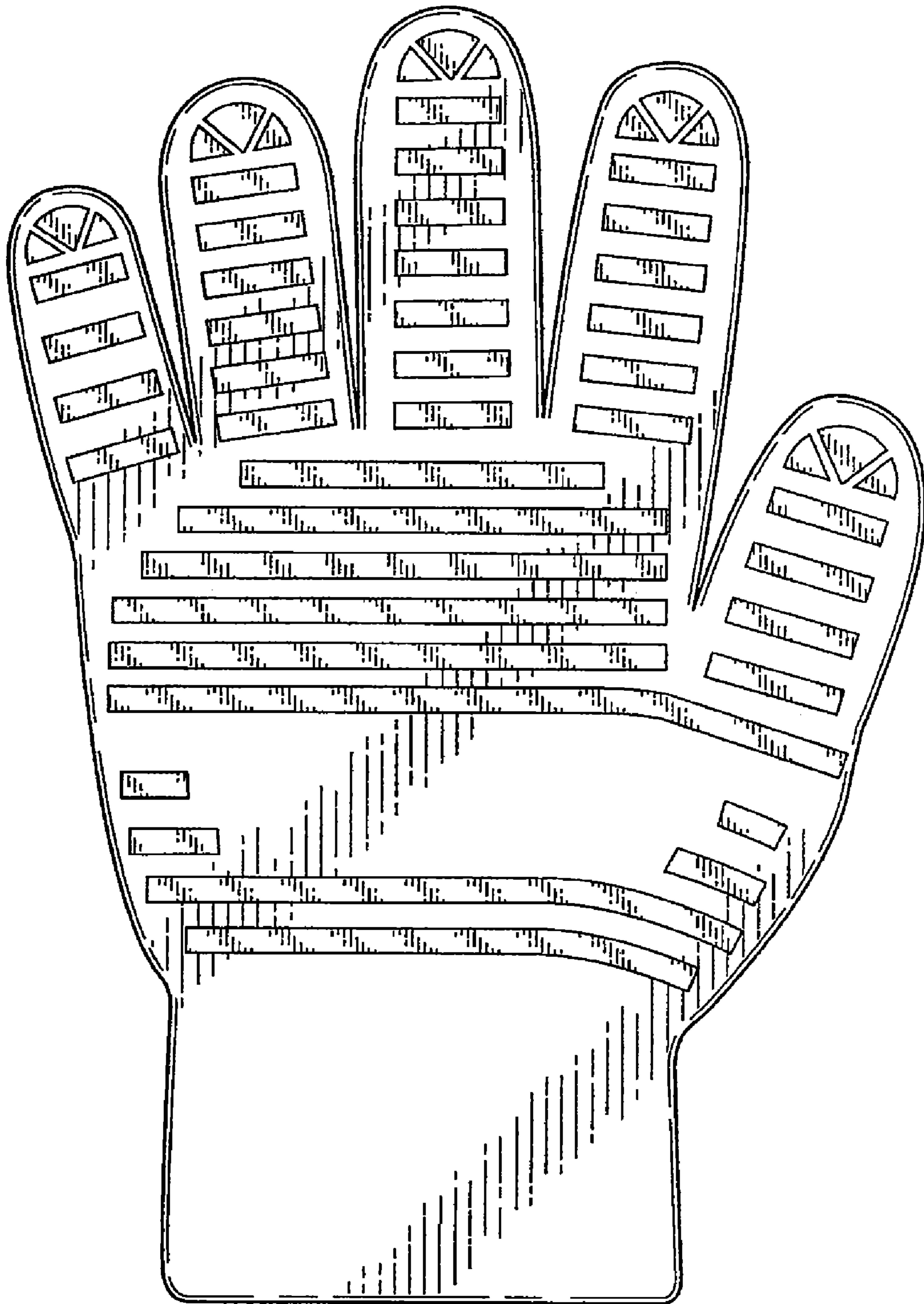


FIG. 1

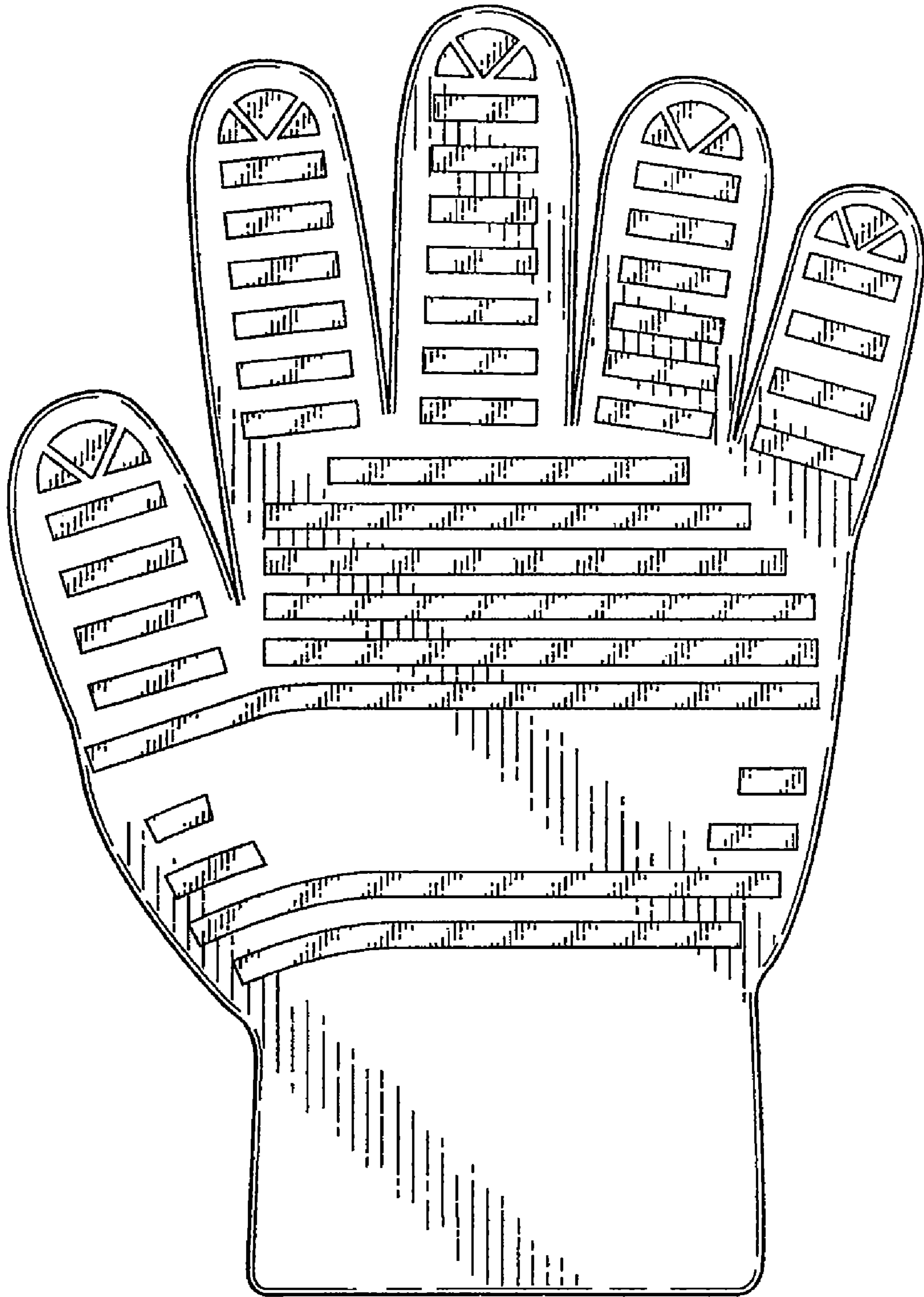


FIG. 2