

US00D567427S

(12) **United States Design Patent**
Wanders

(10) **Patent No.:** **US D567,427 S**
(45) **Date of Patent:** **** Apr. 22, 2008**

(54) **PENDANT LAMP**

(75) Inventor: **Marcel Wanders**, Amsterdam (NL)

(73) Assignee: **FLOS S.p.A.**, Brescia (IT)

(**) Term: **14 Years**

(21) Appl. No.: **29/240,307**

(22) Filed: **Oct. 11, 2005**

(30) **Foreign Application Priority Data**

Apr. 14, 2005 (EM) 000324561-0001

(51) **LOC (8) Cl.** **26-03**

(52) **U.S. Cl.** **D26/88**

(58) **Field of Classification Search** D26/72,
D26/80, 85, 86, 88, 90, 91; 362/147, 404-408,
362/811

See application file for complete search history.

(56) **References Cited**

U.S. PATENT DOCUMENTS

1,082,753 A * 12/1913 Losey 362/296
1,868,692 A * 7/1932 Bruckmann 362/357

D87,863 S * 10/1932 Ainsworth D26/88
D202,516 S * 10/1965 Crawford D26/91
D240,852 S * 8/1976 Jacobson D26/86
D260,938 S * 9/1981 Zurcher D26/91
4,345,395 A * 8/1982 Grassi 40/441

OTHER PUBLICATIONS

Le Klint Pendant #171 found at LBCLighting.com on Sep. 19, 2007.*

* cited by examiner

Primary Examiner—Clare E Heflin

(74) *Attorney, Agent, or Firm*—McGlew and Tuttle, P.C.

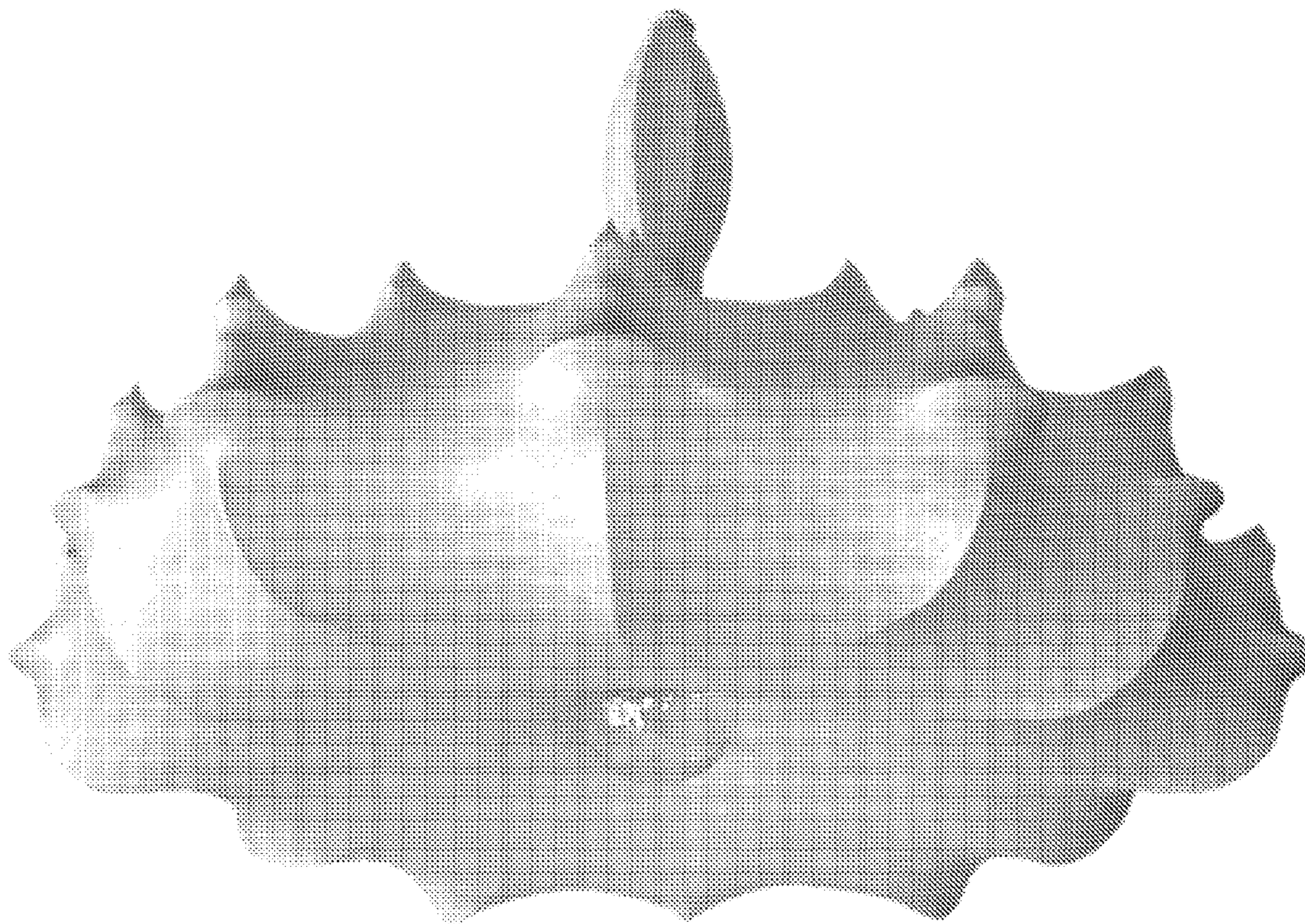
(57) **CLAIM**

The ornamental design for a pendant lamp, as shown and described.

DESCRIPTION

FIG. 1 is a perspective view of my new pendant lamp design; FIG. 2 is a front view thereof, FIG. 3 is a bottom view thereof; and, FIG. 4 is a top view thereof.

1 Claim, 4 Drawing Sheets






FIGURE 1

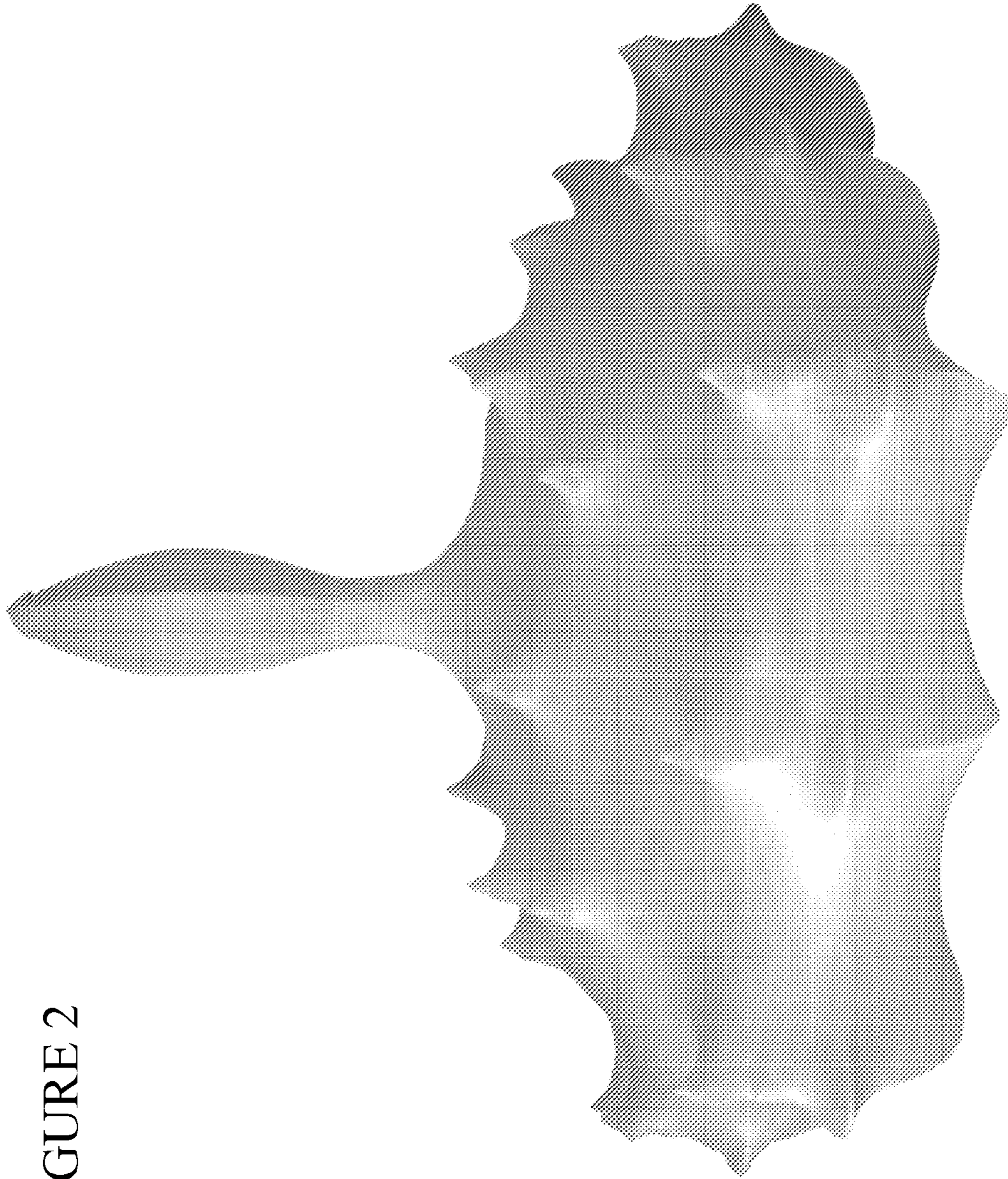


FIGURE 2




FIGURE 3

FIGURE 4

