

US00D567415S

(12) **United States Design Patent**  
**Shiu**

(10) **Patent No.:** **US D567,415 S**

(45) **Date of Patent:** **\*\* Apr. 22, 2008**

(54) **FLASHLIGHT**

(75) **Inventor:** **Stephanie Wai Man Shiu**, Kowloon (HK)

(73) **Assignee:** **Gold Coral International Limited**, San Po Kong, Kowloon (HK)

(\*\*) **Term:** **14 Years**

(21) **Appl. No.:** **29/296,171**

(22) **Filed:** **Oct. 15, 2007**

(30) **Foreign Application Priority Data**

Apr. 25, 2007 (HK) ..... 0701142

(51) **LOC (8) Cl.** ..... **26-02**

(52) **U.S. Cl.** ..... **D26/37**

(58) **Field of Classification Search** ..... D26/37-50;  
362/157, 158, 171-174, 183-208  
See application file for complete search history.

(56) **References Cited**

**U.S. PATENT DOCUMENTS**

D427,347 S \* 6/2000 Sharrah et al. .... D26/49

D475,798 S \* 6/2003 Galli ..... D26/37  
D496,115 S \* 9/2004 Lin ..... D26/49  
D501,054 S \* 1/2005 Galli ..... D26/37  
D549,860 S \* 8/2007 Gustafson et al. .... D26/37  
D551,366 S \* 9/2007 Galli ..... D26/37

\* cited by examiner

*Primary Examiner*—Marcus A. Jackson

(74) *Attorney, Agent, or Firm*—Joseph G. Swan, PC

(57) **CLAIM**

The ornamental design for a flashlight, as shown and described.

**DESCRIPTION**

FIG. 1 is a left side elevational view of a flashlight according to the present invention.

FIG. 2 is a top plan view of the flashlight.

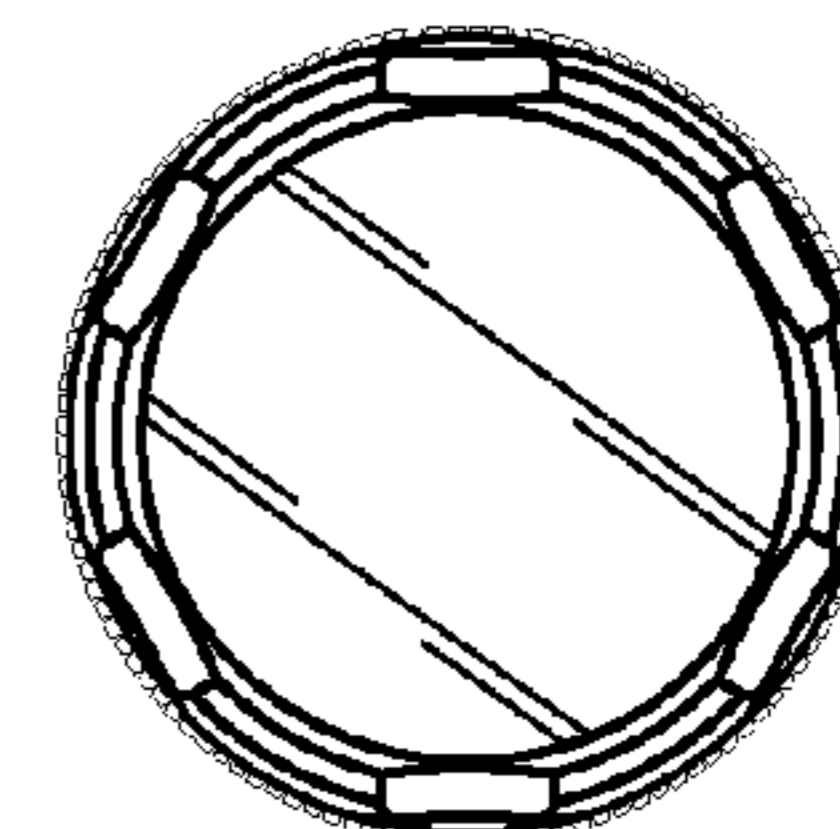
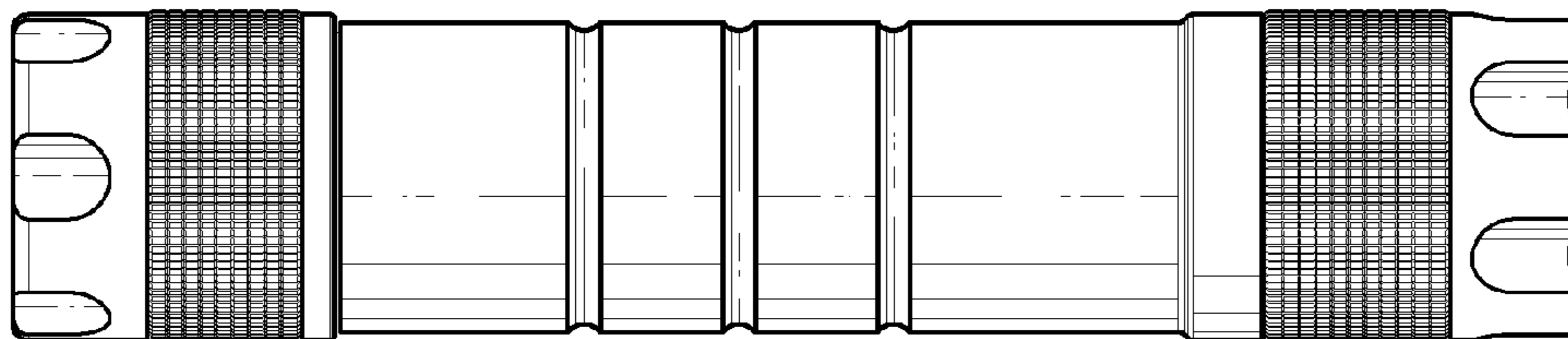
FIG. 3 is a right side elevational view of the flashlight.

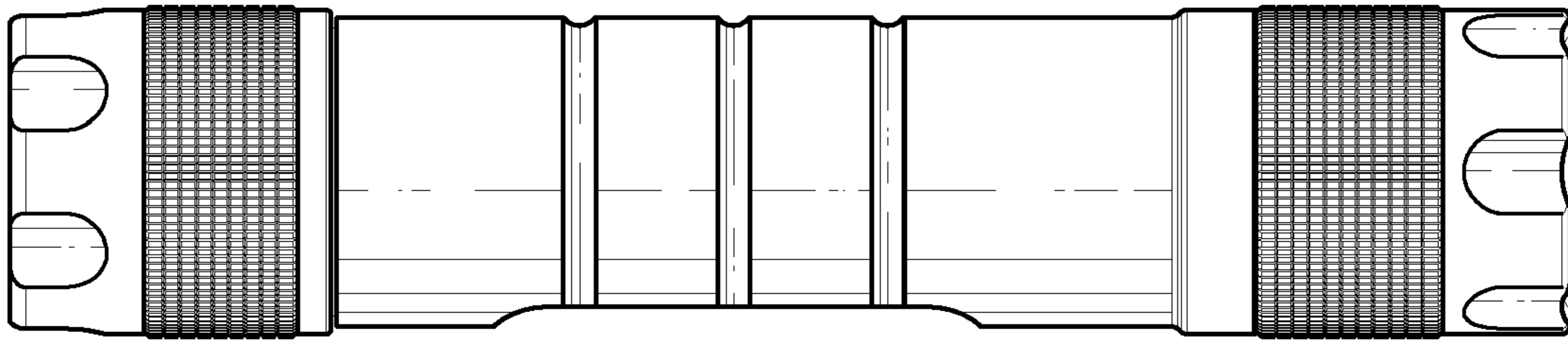
FIG. 4 is a bottom plan view of the flashlight.

FIG. 5 is a rear elevational view of the flashlight; and,

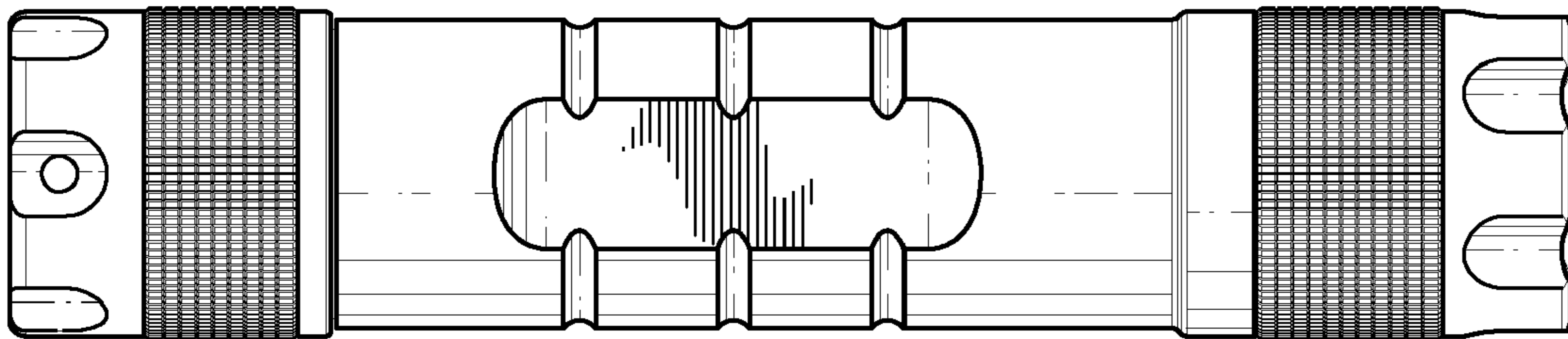
FIG. 6 is a front elevational view of the flashlight.

**1 Claim, 2 Drawing Sheets**

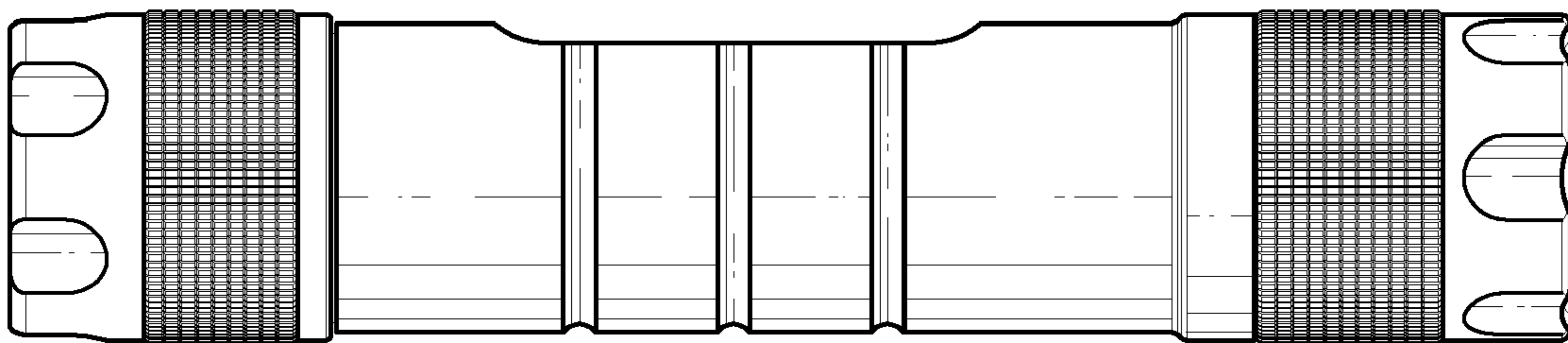




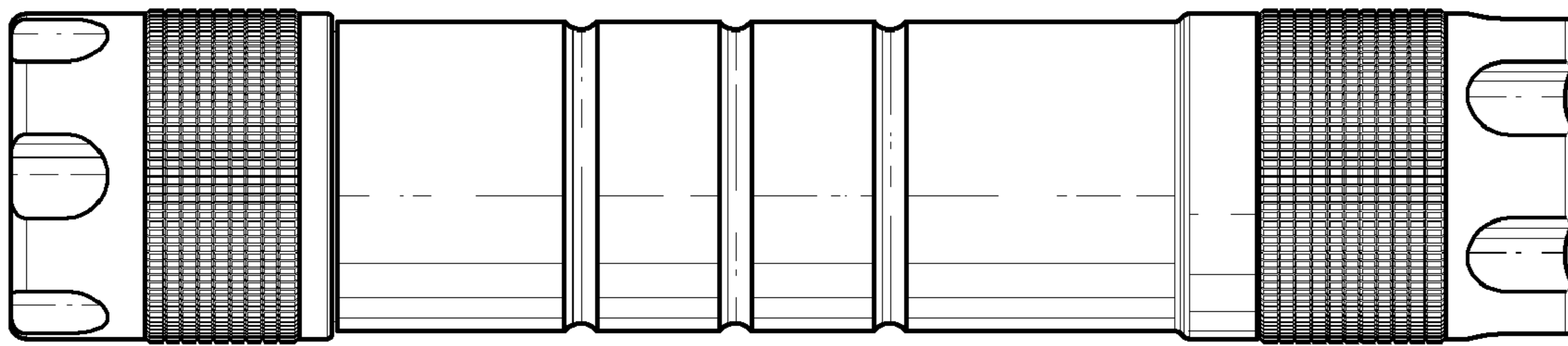
*FIG. 1*




*FIG. 2*



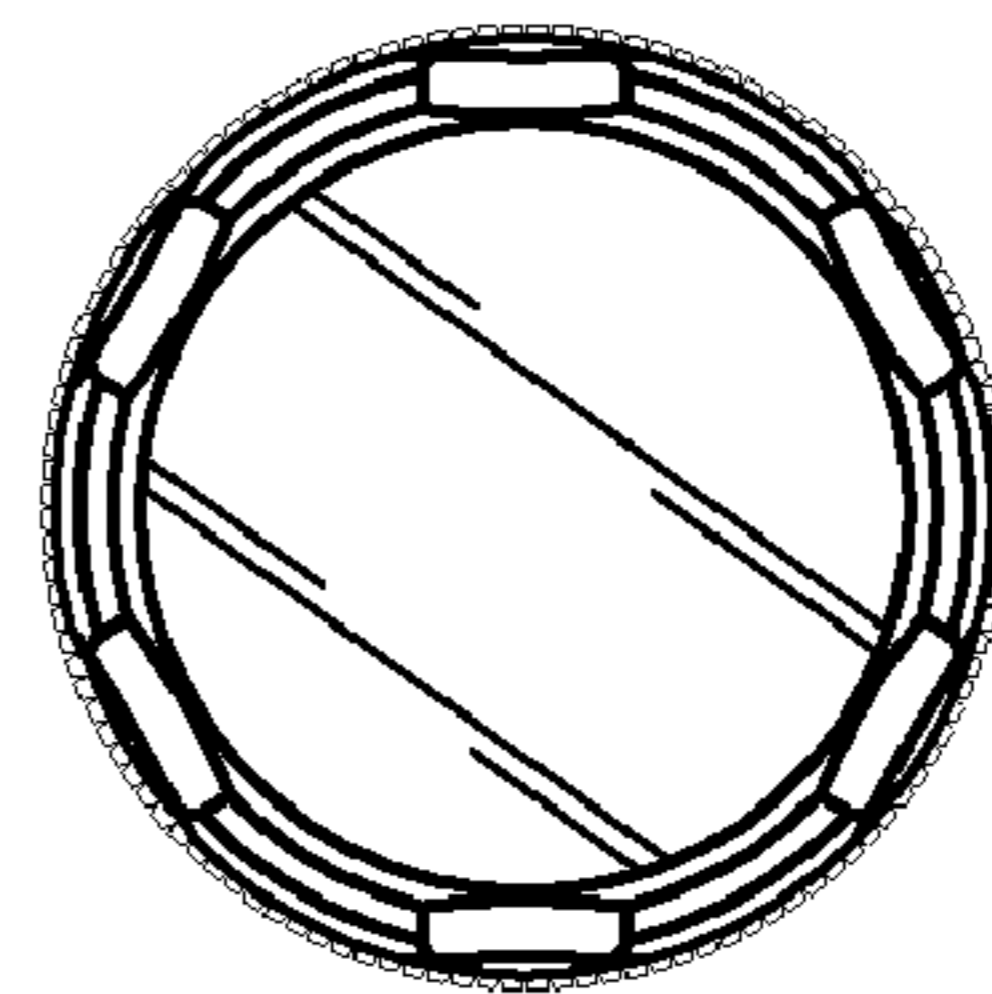
*FIG. 3*



*FIG. 4*



*FIG. 5*



*FIG. 6*