

US00D567412S

(12) **United States Design Patent**  
**Hsu**

(10) **Patent No.:** **US D567,412 S**  
(45) **Date of Patent:** **\*\* Apr. 22, 2008**

(54) **EXTERIOR SURFACE CONFIGURATION OF A VEHICLE LIGHT**

D549,857 S \* 8/2007 Lin ..... D26/28

(76) Inventor: **Hong Ming Hsu**, No 152, Sec 2,  
Funong St., East District, Tainan City  
(TW) 701

\* cited by examiner

*Primary Examiner*—Marcus A. Jackson  
(74) *Attorney, Agent, or Firm*—Alexander Chen, Esq.

(\*\*) Term: **14 Years**

(57) **CLAIM**

(21) Appl. No.: **29/297,106**

The ornamental design for an exterior surface configuration of a vehicle light, as shown and described.

(22) Filed: **Nov. 4, 2007**

**DESCRIPTION**

(51) **LOC (8) Cl.** ..... **26-06**

(52) **U.S. Cl.** ..... **D26/28**

(58) **Field of Classification Search** ..... D26/28-36;  
362/459-468, 475-478, 485-487  
See application file for complete search history.

FIG. 1 is perspective view from the front left of an exterior surface configuration of a vehicle light. The drawings and descriptions represent the right side embodiment. The design also contemplates a mirror symmetrical embodiment on the left side of the vehicle. The dash line included denotes environment and is not part of the claimed design

(56) **References Cited**

**U.S. PATENT DOCUMENTS**

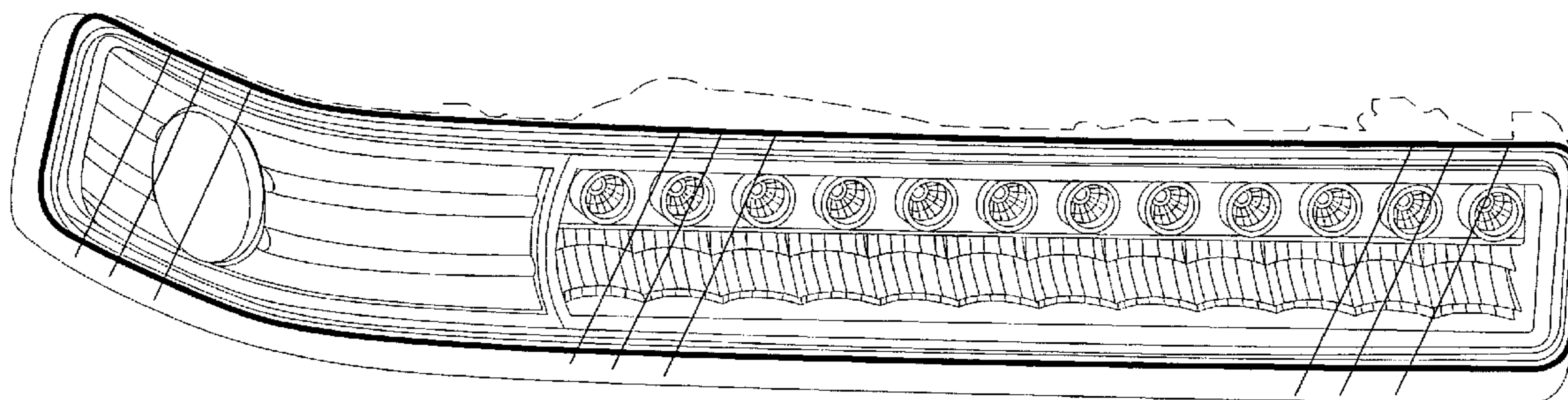
D528,231 S *	9/2006	Ikeda	.....	D26/28
D528,686 S *	9/2006	Kato	.....	D26/28
D529,208 S *	9/2006	Ikeda	.....	D26/28
D535,409 S *	1/2007	Yamaguchi	.....	D26/28

FIG. 2 is a front elevation view thereof;

FIG. 3 is a left elevation view thereof, and,

FIG. 4 is a top view thereof.

**1 Claim, 4 Drawing Sheets**



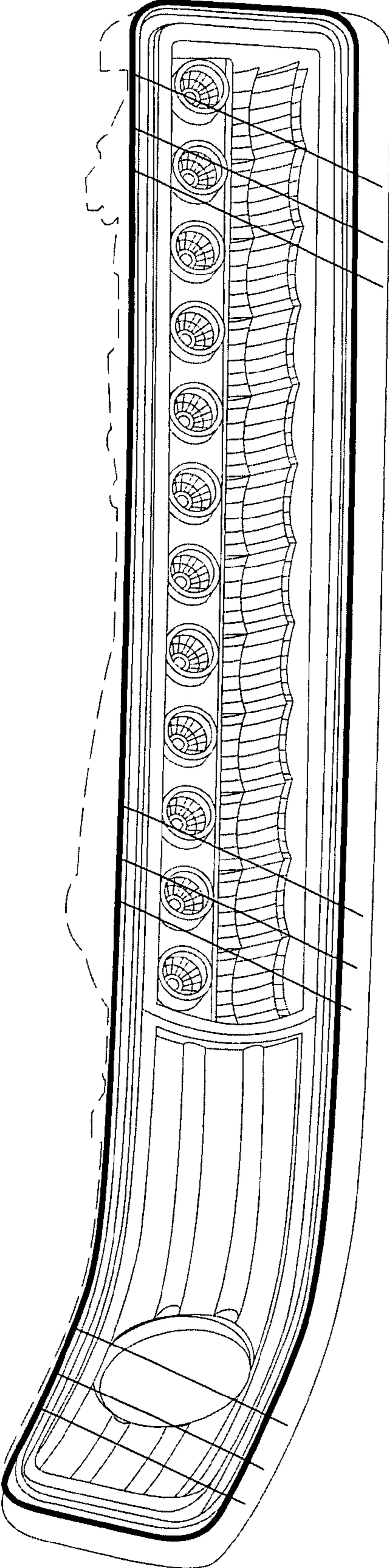


FIG. 1

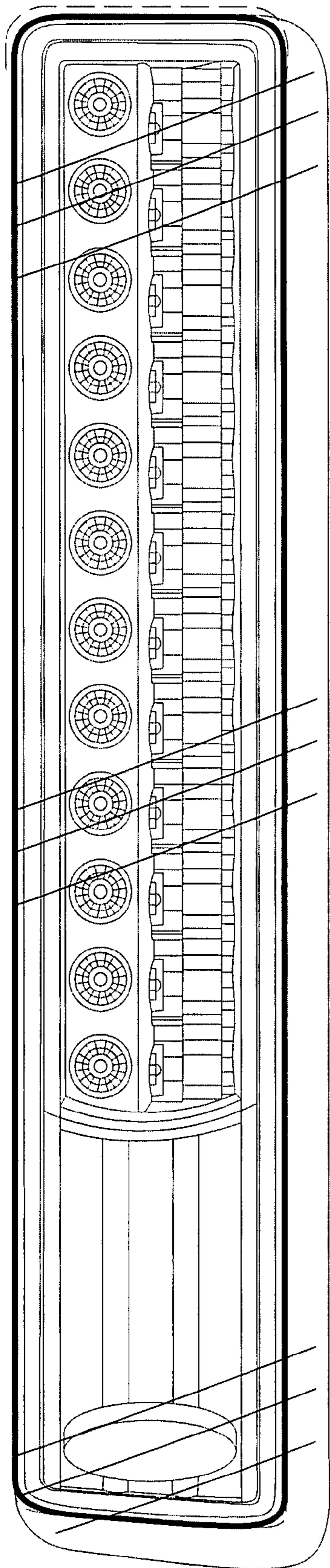


FIG. 2

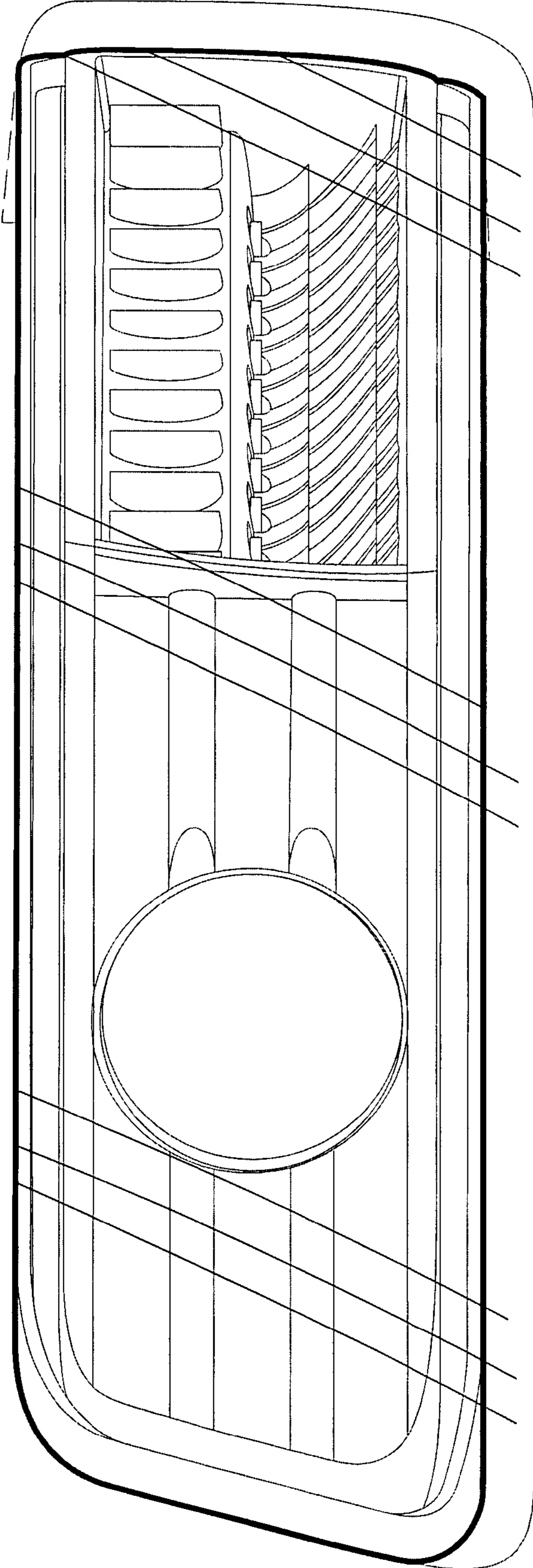


FIG. 3



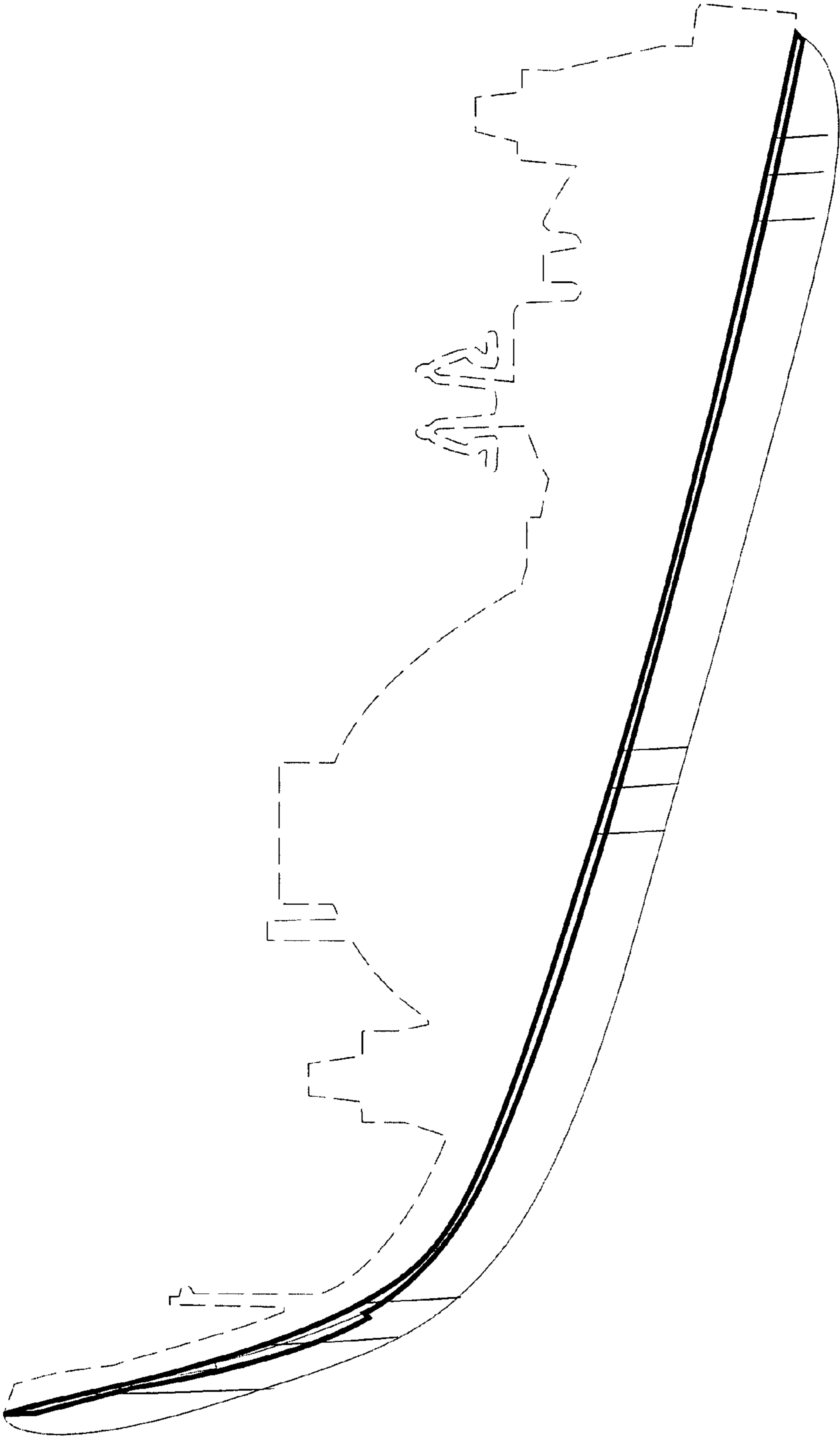


FIG. 4