

US00D567379S

(12) **United States Design Patent**
Svensson

(10) **Patent No.:** **US D567,379 S**

(45) **Date of Patent:** **** Apr. 22, 2008**

(54) **HEARING ASSISTANCE DEVICE**

(75) Inventor: **Patric Svensson, Särö (SE)**

(73) Assignee: **Bellman & Symfon AB, Gothenburg (SE)**

(**) Term: **14 Years**

(21) Appl. No.: **29/289,669**

(22) Filed: **Jul. 27, 2007**

(30) **Foreign Application Priority Data**

Jan. 30, 2007 (EM) 000660469

(51) **LOC (8) Cl.** **24-99**

(52) **U.S. Cl.** **D24/174**

(58) **Field of Classification Search** D24/173,
D24/174, 175, 186; 381/68, 68.1, 68.7, 23.1,
381/322, 330; 181/130, 134, 135, 137; D14/192,
D14/205, 223

See application file for complete search history.

(56) **References Cited**

U.S. PATENT DOCUMENTS

D134,424 S *	11/1942	King	D24/174
D271,692 S *	12/1983	Morris	D24/174
D300,852 S *	4/1989	Sunderland et al.	D24/174
D344,800 S *	3/1994	Lamby	D24/174
D380,048 S *	6/1997	Hampf et al.	D24/174
D417,278 S *	11/1999	Eckstein	D24/173
D419,677 S *	1/2000	McKimm	D24/175
D496,653 S *	9/2004	Townsend et al.	D14/240

D552,596 S * 10/2007 Christopher D14/205

* cited by examiner

Primary Examiner—Louis S Zarfaz

Assistant Examiner—Anhdao Doan

(74) *Attorney, Agent, or Firm*—Tarolli, Sundheim, Covell & Tummino LLP

(57) **CLAIM**

I claim the ornamental design for a hearing assistance device, as shown and described.

DESCRIPTION

FIG. 1 is a perspective view of a hearing assistance device of the present invention,

FIG. 2 is a front elevation view of the hearing assistance device of FIG. 1;

FIG. 3 is a back elevation view of the hearing assistance device of FIG. 1;

FIG. 4 is a right side elevation view of the hearing assistance device of FIG. 1;

FIG. 5 is a left side elevation view of the hearing assistance device of FIG. 1;

FIG. 6 is a top plan view of the hearing assistance device of FIG. 1; and,

FIG. 7 is a bottom plan view of the hearing assistance device of FIG. 1.

The broken lines shown are for illustrative purposes only and form no part of the claimed design.

1 Claim, 4 Drawing Sheets



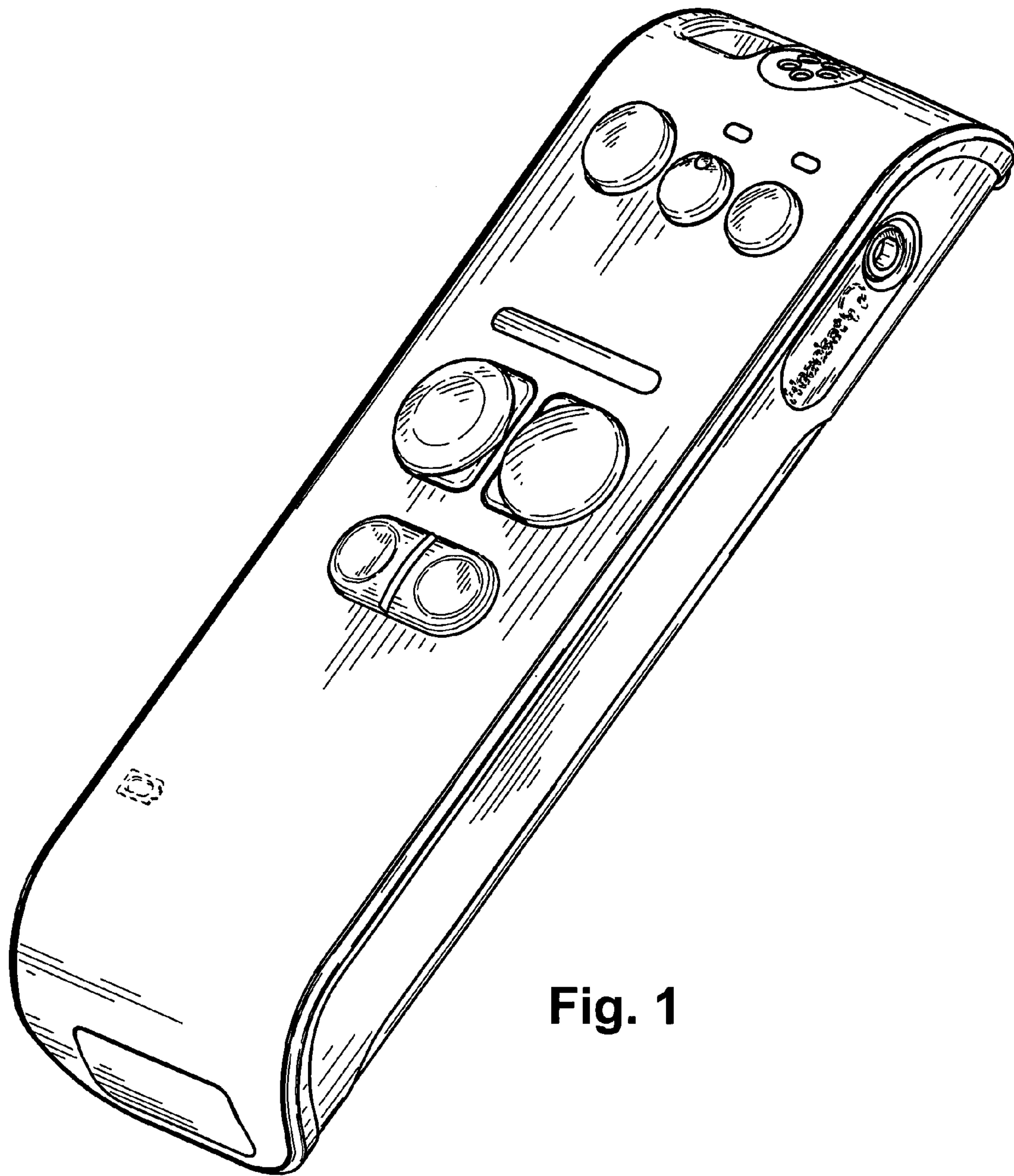


Fig. 1

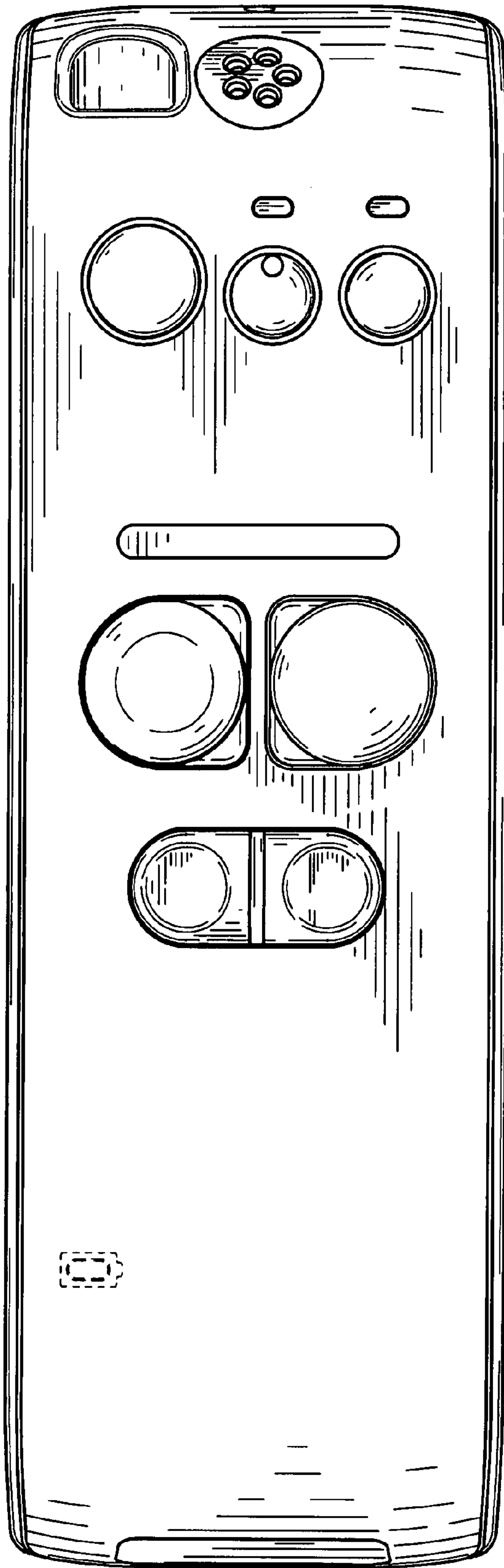


Fig. 2




Fig. 3

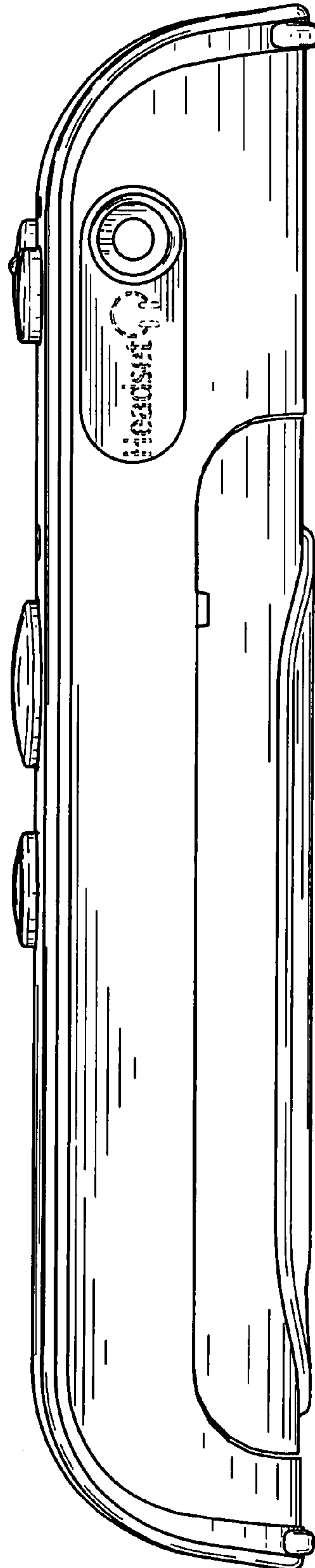


Fig. 4

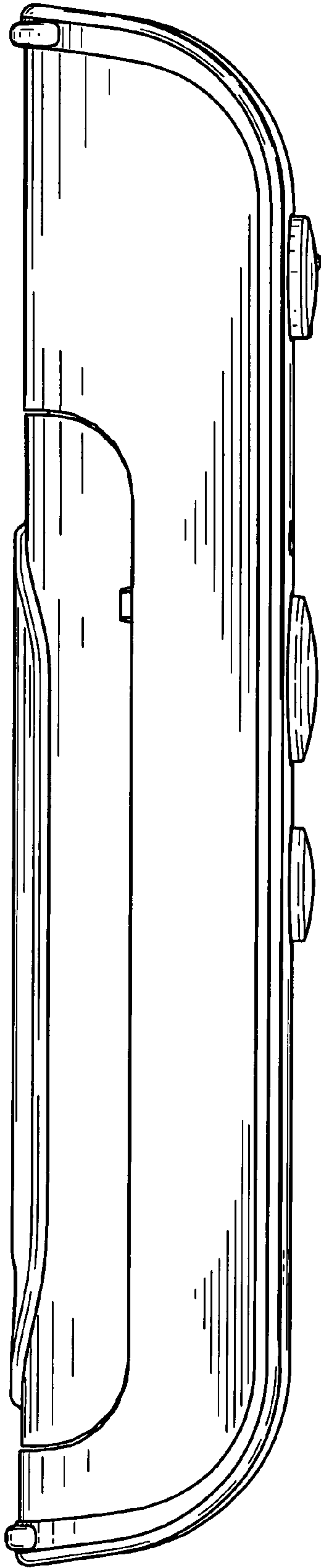


Fig. 5

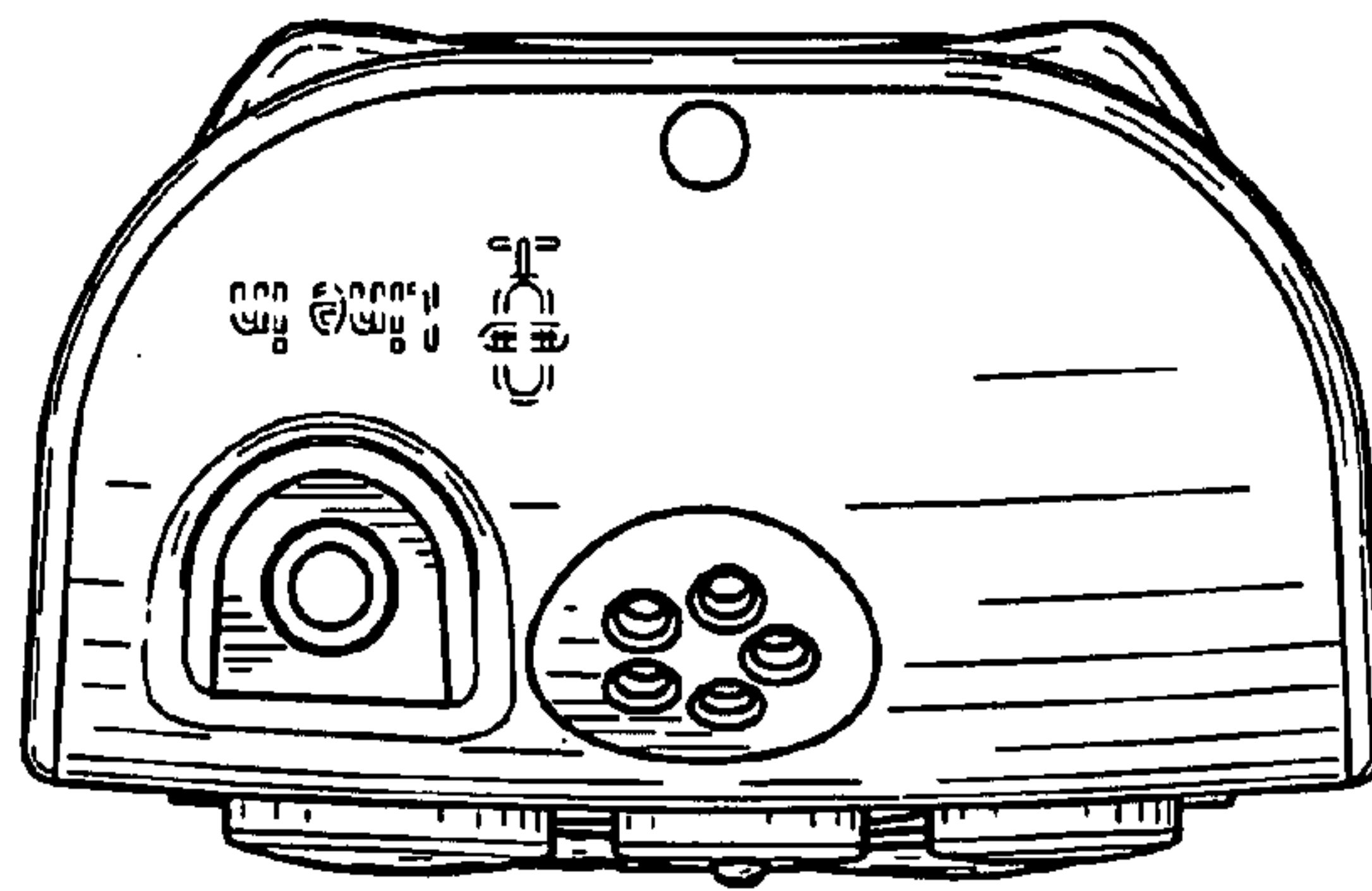


Fig. 6




Fig. 7