



US00D567376S

(12) **United States Design Patent**
Golden

(10) **Patent No.:** **US D567,376 S**

(45) **Date of Patent:** **** Apr. 22, 2008**

(54) **DENTAL PLIERS**

(76) Inventor: **Richard Golden**, 18525 Moross,
Detroit, MI (US) 48226

(**) Term: **14 Years**

(21) Appl. No.: **29/276,848**

(22) Filed: **Feb. 7, 2007**

Related U.S. Application Data

(63) Continuation-in-part of application No. 29/225,602,
filed on Mar. 18, 2005.

(51) **LOC (8) Cl.** **24-03**

(52) **U.S. Cl.** **D24/153; 8/52**

(58) **Field of Classification Search** D24/152-154,
D24/176, 143, 146, 148; 81/426, 416; 433/159,
433/160, 4; D22/150; D8/52

See application file for complete search history.

(56) **References Cited**

U.S. PATENT DOCUMENTS

8,351 A	9/1851	Burch	
145,058 A	12/1873	French	
354,863 A	12/1886	Hughes	
681,224 A *	8/1901	Jacob	433/160
908,056 A	12/1908	Whitney et al.	
1,628,499 A	5/1927	Joesch	
1,674,485 A	6/1928	Smith	
1,866,771 A *	7/1932	Johnson	81/426
2,030,798 A *	2/1936	Krajieski	433/159
2,212,801 A *	8/1940	Torbert	81/426
2,563,920 A	8/1951	Christensen	
2,944,341 A	7/1960	Lane	
3,834,026 A *	9/1974	Klein	433/159
3,866,324 A	2/1975	Walser	
4,014,226 A *	3/1977	Karamarkovich	81/426
RE29,889 E	1/1979	Klein	
D253,088 S	10/1979	Levin	
D296,822 S *	7/1988	Fenton	D24/153
5,044,954 A	9/1991	Lukase et al.	
5,057,016 A	10/1991	Lukase et al.	
5,122,058 A	6/1992	Lukase et al.	

5,205,734 A	4/1993	Marangoni et al.	
D335,249 S *	5/1993	Hopkins	D8/52
D362,293 S	9/1995	Formaggioni	
D370,161 S	5/1996	Snyder	
D392,167 S	3/1998	Cockrell et al.	
D396,619 S *	8/1998	Hunter	D8/52
5,833,460 A	11/1998	Maeda	
5,996,450 A	12/1999	St. John	
D426,440 S	6/2000	Torres	
6,280,184 B1	8/2001	Hamilton	
6,293,790 B1	9/2001	Hilliard	
D490,288 S *	5/2004	Griffin	D8/52
6,910,890 B2	6/2005	Golden	
7,128,575 B1 *	10/2006	Sohn	433/159

(Continued)

Primary Examiner—Charles A. Rademaker

(74) *Attorney, Agent, or Firm*—Gifford, Krass, Sprinkle
Anderson & Citkowski, PC

(57) **CLAIM**

The ornamental design for dental pliers, as shown and
described.

DESCRIPTION

FIG. 1 is a top and side perspective view of dental pliers
showing my new design;

FIG. 2 is a perspective view of the side opposite that shown
in FIG. 1,

FIG. 3 is a side elevation thereof;

FIG. 4 is a side elevation of the side opposite that shown in
FIG. 3;

FIG. 5 is an end elevation thereof;

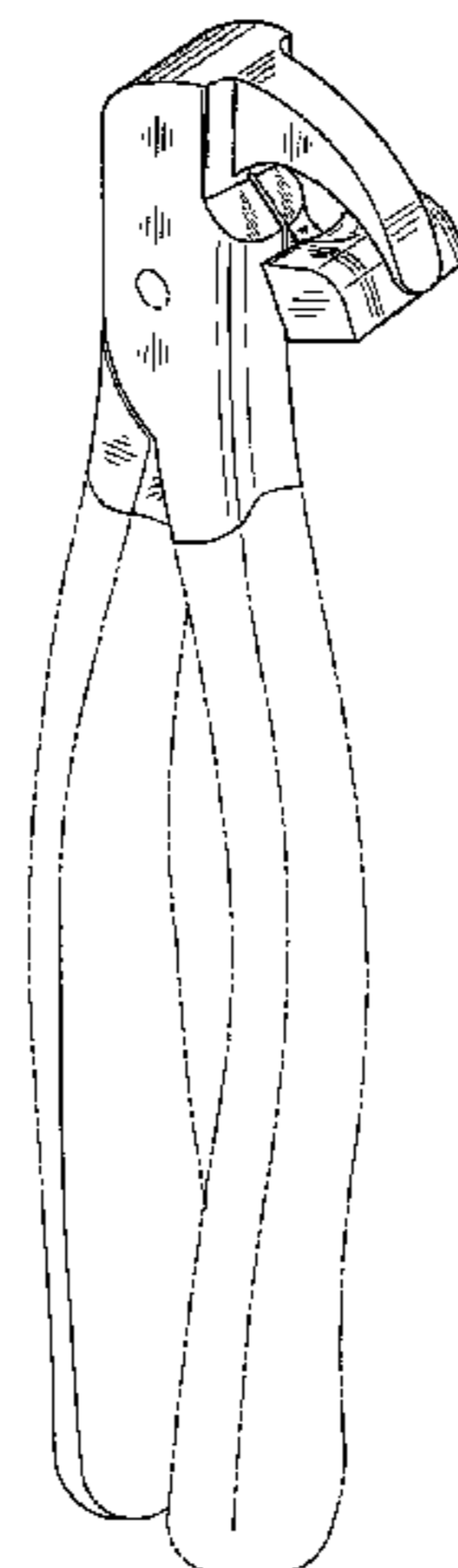
FIG. 6 is an end elevation of the end opposite that shown in
FIG. 5;

FIG. 7 is a top plan view thereof; and,

FIG. 8 is a partial bottom plan view thereof taken along line
8—8 I FIG. 4.

The broken lines shown in the drawings represent environ-
mental structures and are included for the purpose of illus-
tration and form no part of the claimed design.

1 Claim, 3 Drawing Sheets



US D567,376 S

Page 2

U.S. PATENT DOCUMENTS

D543,813 S * 6/2007 Tutorow D8/52
2002/0146665 A1 10/2002 Tamura

2004/0101805 A1 5/2004 Golden
2004/0159194 A1 8/2004 Ting

* cited by examiner

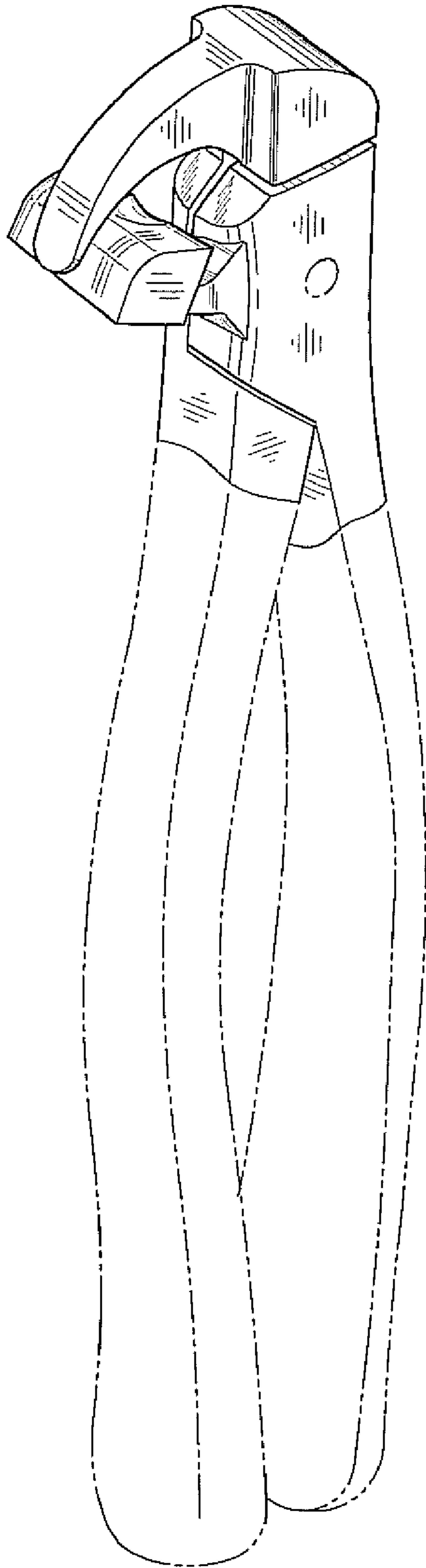


Fig-1

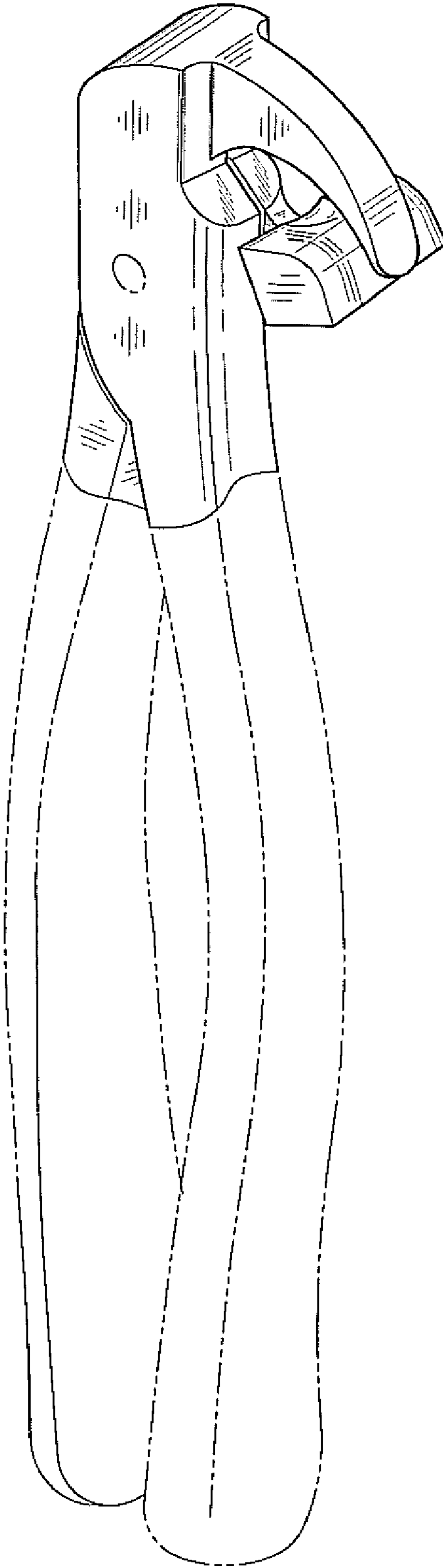


Fig-2

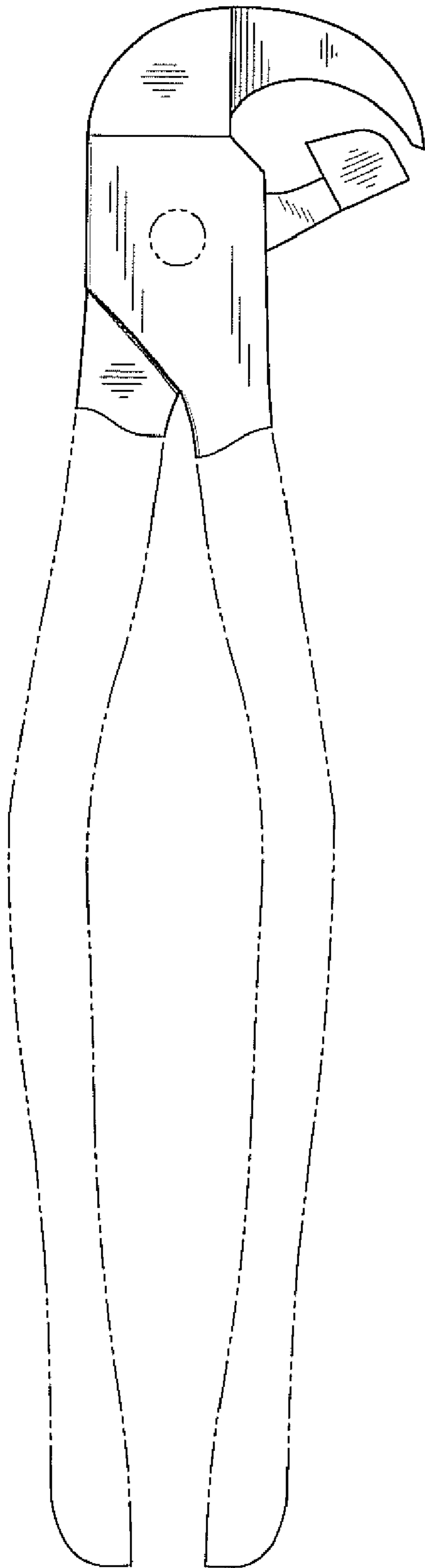


Fig-3

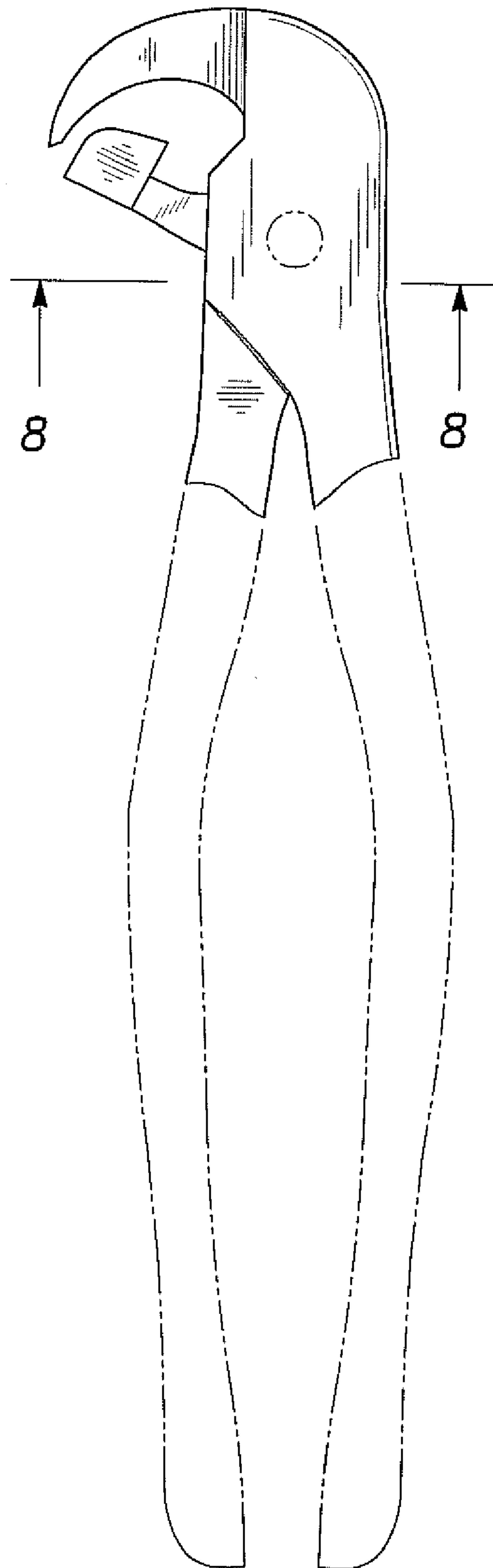


Fig-4

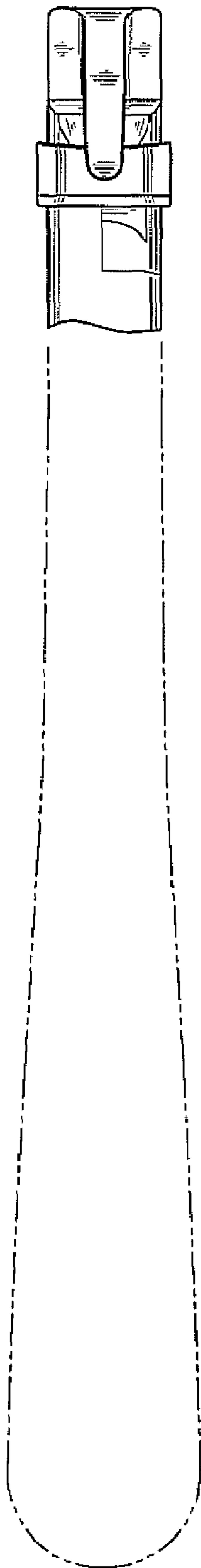


Fig-5

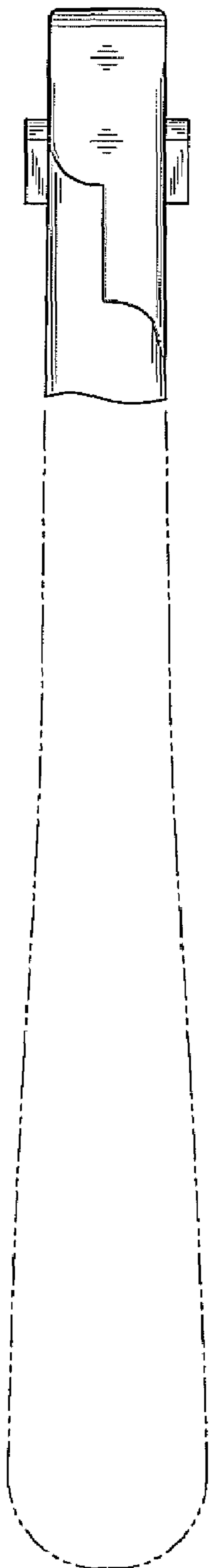


Fig-6

Fig-7

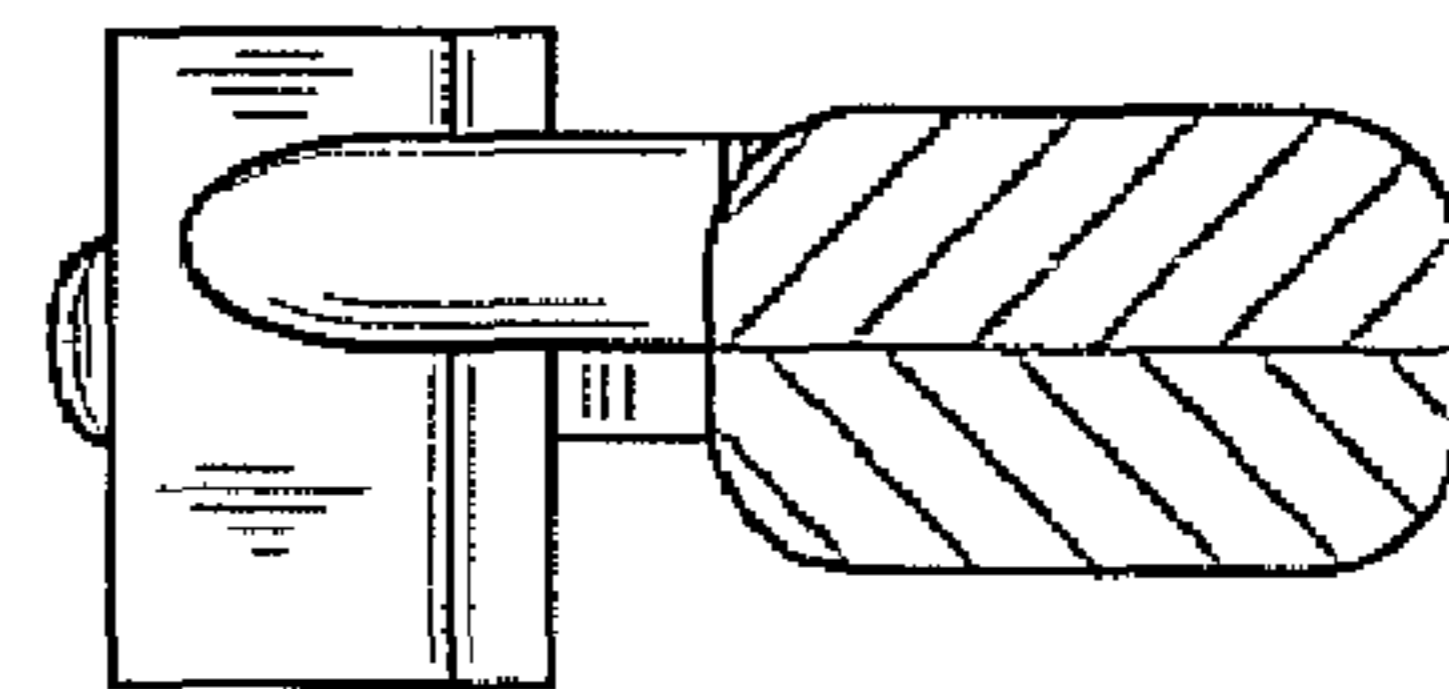
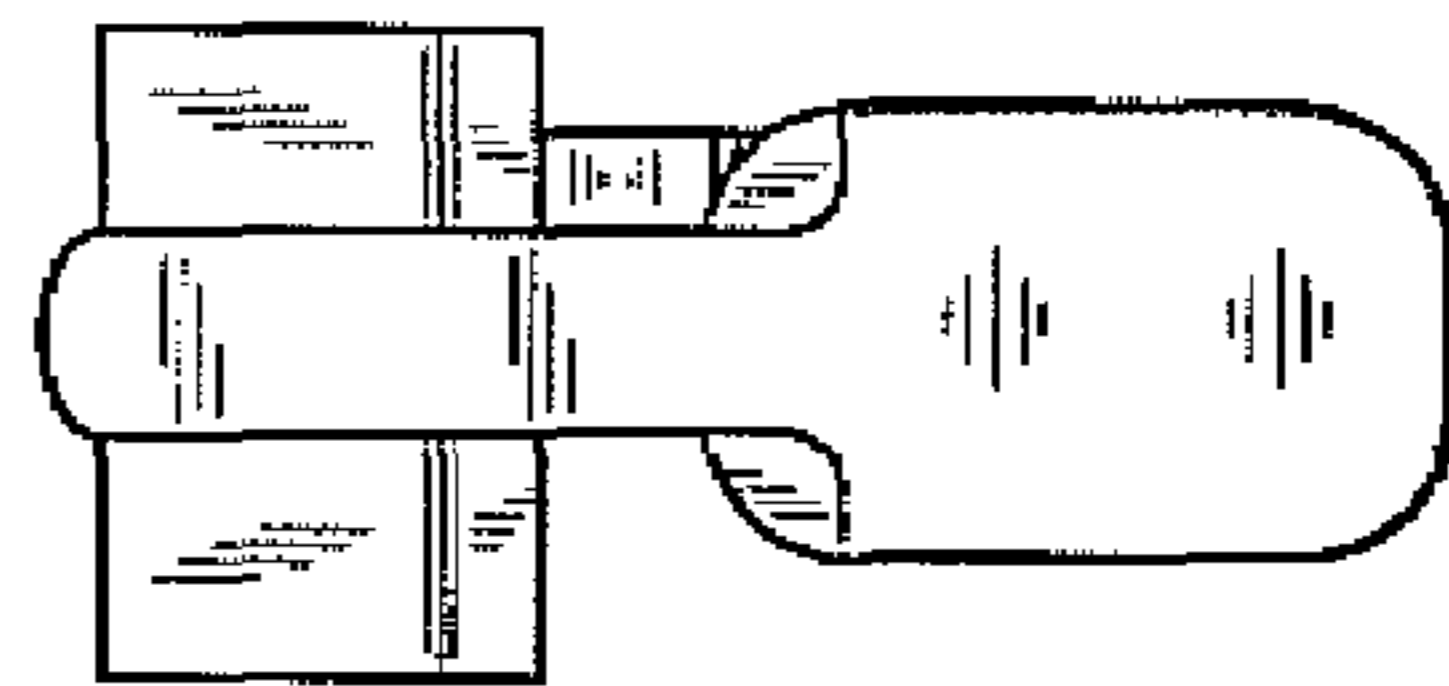


Fig-8