



US00D567374S

(12) **United States Design Patent**
Reznik

(10) **Patent No.:** **US D567,374 S**

(45) **Date of Patent:** **** Apr. 22, 2008**

(54) **ELECTRODE**

(75) Inventor: **Alex Reznik**, St. Petersburg, FL (US)

(73) Assignee: **Aaron Medical Industries, Inc.**, St. Petersburg, FL (US)

(**) Term: **14 Years**

(21) Appl. No.: **29/256,133**

(22) Filed: **Mar. 16, 2006**

(51) **LOC (8) Cl.** **24-02**

(52) **U.S. Cl.** **D24/144; D24/152**

(58) **Field of Classification Search** D24/133,
D24/144, 187, 152; 606/32, 41, 37, 39-40,
606/47-49

See application file for complete search history.

(56) **References Cited**

U.S. PATENT DOCUMENTS

493,723	A *	3/1893	Horton, Jr.	606/41
D318,116	S *	7/1991	Michelson	D24/147
D359,118	S *	6/1995	Nates	D24/112
5,807,394	A *	9/1998	Sakai et al.	606/39
D405,179	S *	2/1999	Kirsch et al.	D24/152
D437,937	S *	2/2001	Bottjer	D24/144
6,332,881	B1 *	12/2001	Carner et al.	606/41
6,849,074	B2 *	2/2005	Chen et al.	606/41

6,921,398	B2 *	7/2005	Carmel et al.	606/41
D511,002	S *	10/2005	Easley	D24/144
2001/0011176	A1 *	8/2001	Boukhny	606/169
2004/0092925	A1 *	5/2004	Rizoju et al.	606/39
2004/0181138	A1 *	9/2004	Hindricks et al.	606/41

* cited by examiner

Primary Examiner—Charles Rademaker

Assistant Examiner—Wan Laymon

(74) *Attorney, Agent, or Firm*—Arthur W. Fisher, III

(57) **CLAIM**

The ornamental design for an electrode, as shown and described.

DESCRIPTION

FIG. 1 is a perspective view of an electrode showing my new design;

FIG. 2 is a top plan view thereof;

FIG. 3 is a bottom plan view thereof;


FIG. 4 is a right side elevational view thereof;

FIG. 5 is a left side elevational view thereof;

FIG. 6 is a front view thereof; and,

FIG. 7 is a rear view thereof.

1 Claim, 4 Drawing Sheets



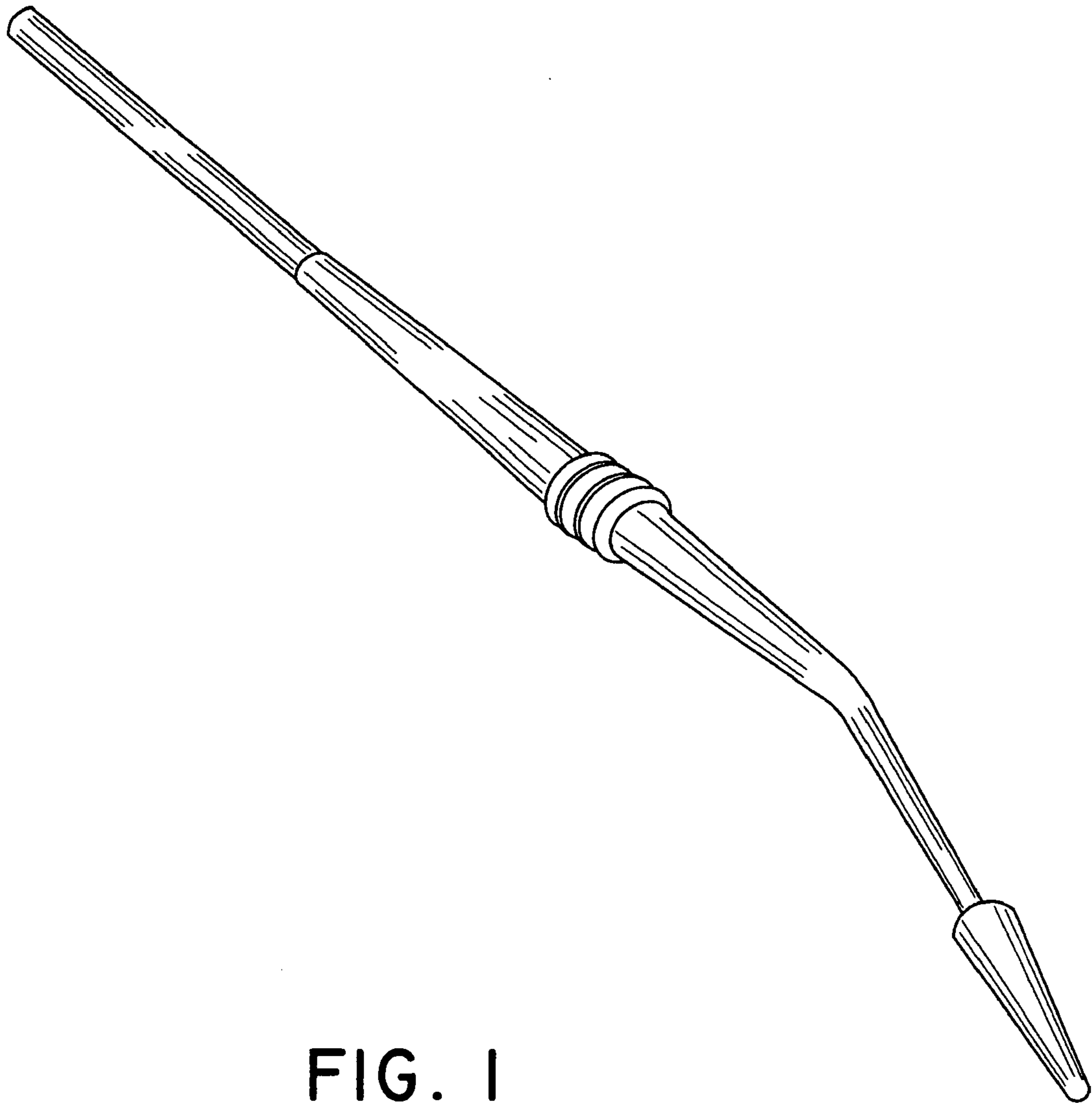


FIG. 1

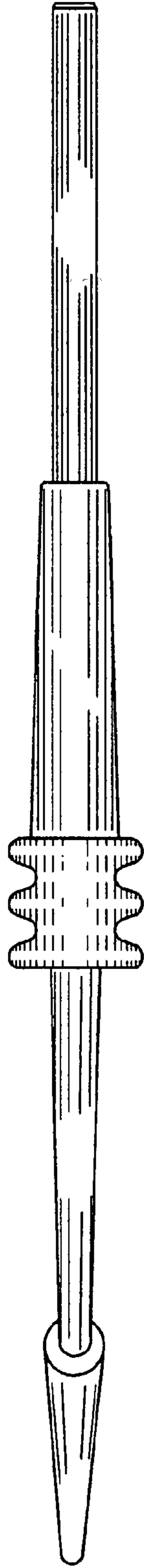


FIG. 2

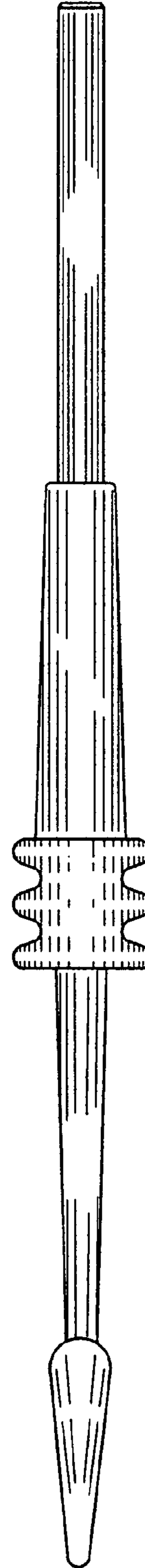


FIG. 3

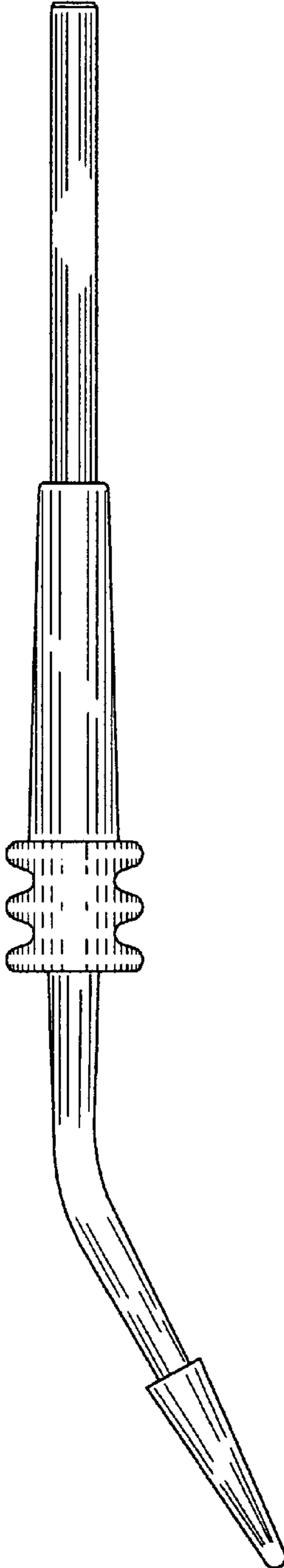


FIG. 4

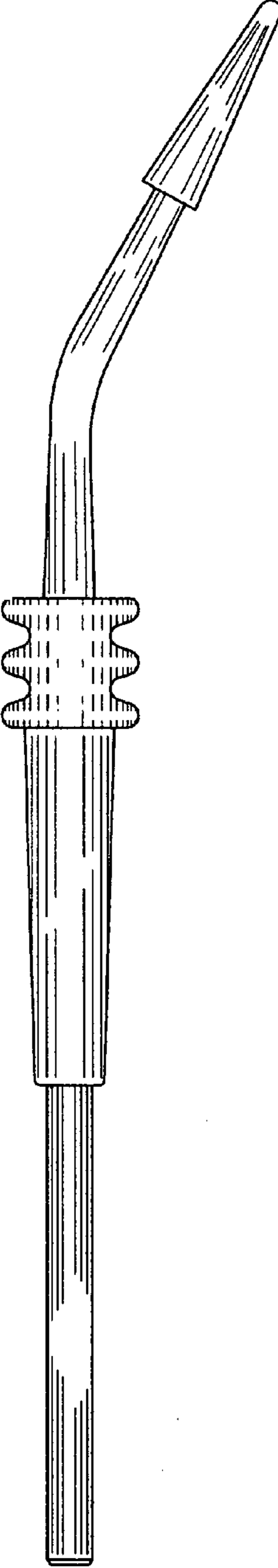


FIG. 5

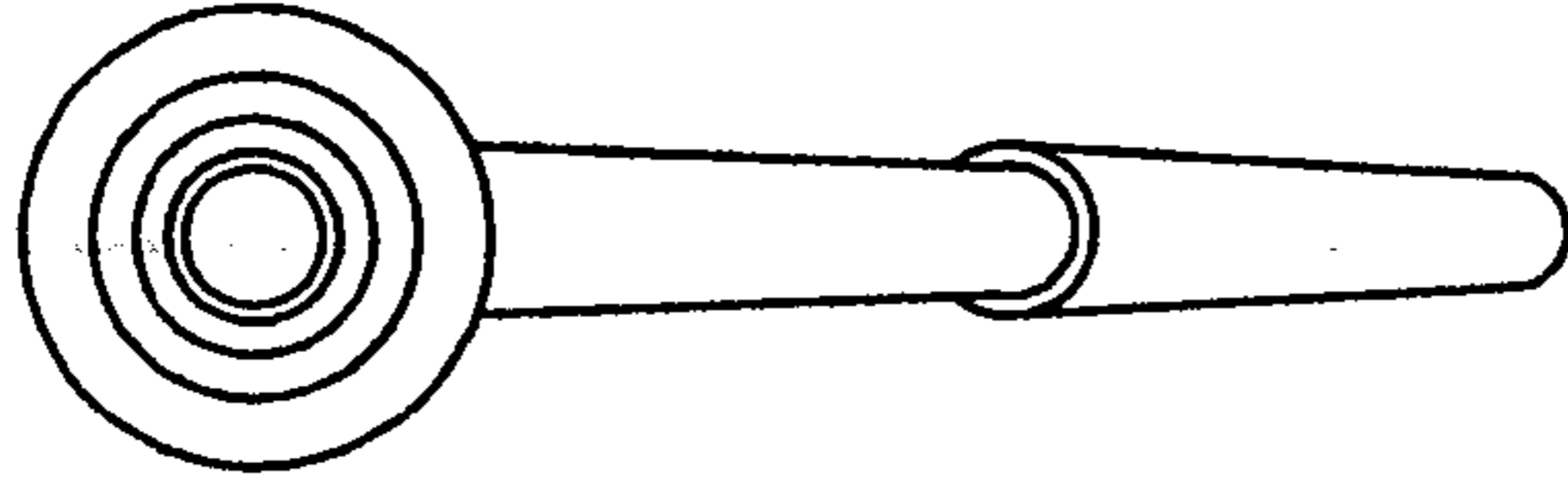


FIG. 7

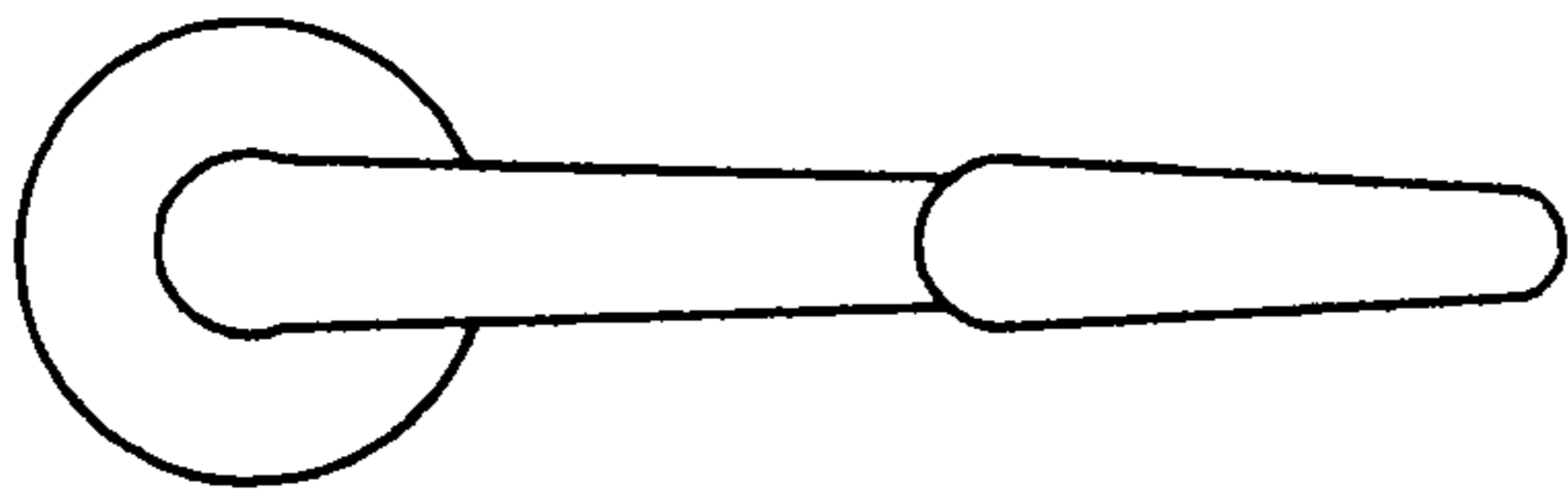


FIG. 6