



US00D567364S

(12) **United States Design Patent**
Smart

(10) **Patent No.:** **US D567,364 S**
(45) **Date of Patent:** **** Apr. 22, 2008**

- (54) **PORTION OF MASK FRAME**
- (75) Inventor: **Gregory Scott Smart**, Randwick (AU)
- (73) Assignee: **ResMed Limited**, Bella Vista (AU)
- (**) Term: **14 Years**
- (21) Appl. No.: **29/233,302**
- (22) Filed: **Jul. 1, 2005**

- D430,663 S 9/2000 Smart
- 6,112,746 A 9/2000 Kwok et al.
- 6,119,693 A 9/2000 Kwok et al.
- D443,355 S 6/2001 Gunaratnam et al.
- 6,357,441 B1 3/2002 Kwok et al.
- D458,365 S 6/2002 Kopacko et al.
- D459,800 S 7/2002 Smart
- 6,412,487 B1 7/2002 Gunaratnam et al.
- D464,427 S 10/2002 Smart
- D468,421 S 1/2003 Smart
- 6,581,594 B1 6/2003 Drew et al.
- D493,221 S 7/2004 Smart
- D498,530 S 11/2004 Smart
- D502,261 S 2/2005 Kopacko et al.

Related U.S. Application Data

- (60) Continuation of application No. 29/209,613, filed on Jul. 20, 2004, now Pat. No. Des. 534,274, which is a continuation of application No. 29/192,599, filed on Oct. 28, 2003, now Pat. No. Des. 498,530, which is a continuation of application No. 29/165,594, filed on Aug. 14, 2002, now Pat. No. Des. 493,221, which is a division of application No. 29/155,029, filed on Jan. 14, 2002, now Pat. No. Des. 464,427, which is a division of application No. 29/142,700, filed on Jun. 1, 2001, now Pat. No. Des. 459,800.

- (51) **LOC (8) Cl.** **29-02**
- (52) **U.S. Cl.** **D24/110.1**
- (58) **Field of Classification Search** D24/110.1,
D24/110.4, 110.5, 164; 128/206.21, 204.18,
128/207.12, 207.13, 205.25, 206.28, 206.24,
128/207.11, 207.17

See application file for complete search history.

(56) **References Cited**

U.S. PATENT DOCUMENTS

- D236,033 S 7/1975 Dryden
- 5,243,971 A 9/1993 Sullivan et al.
- 5,542,128 A 8/1996 Lomas
- 5,662,101 A 9/1997 Ogden et al.
- D428,139 S 7/2000 Smart

OTHER PUBLICATIONS

U.S. Appl. No. 29/209,613, filed Jul. 2004, Smart.

Primary Examiner—Ian Simmons

Assistant Examiner—Christopher Lee

(74) *Attorney, Agent, or Firm*—Nixon & Vanderhye P.C.

(57) **CLAIM**

The ornamental design for a portion of mask frame, as shown and described.

DESCRIPTION

FIG. 1 is a perspective view of a full-face mask according to an embodiment of my design;

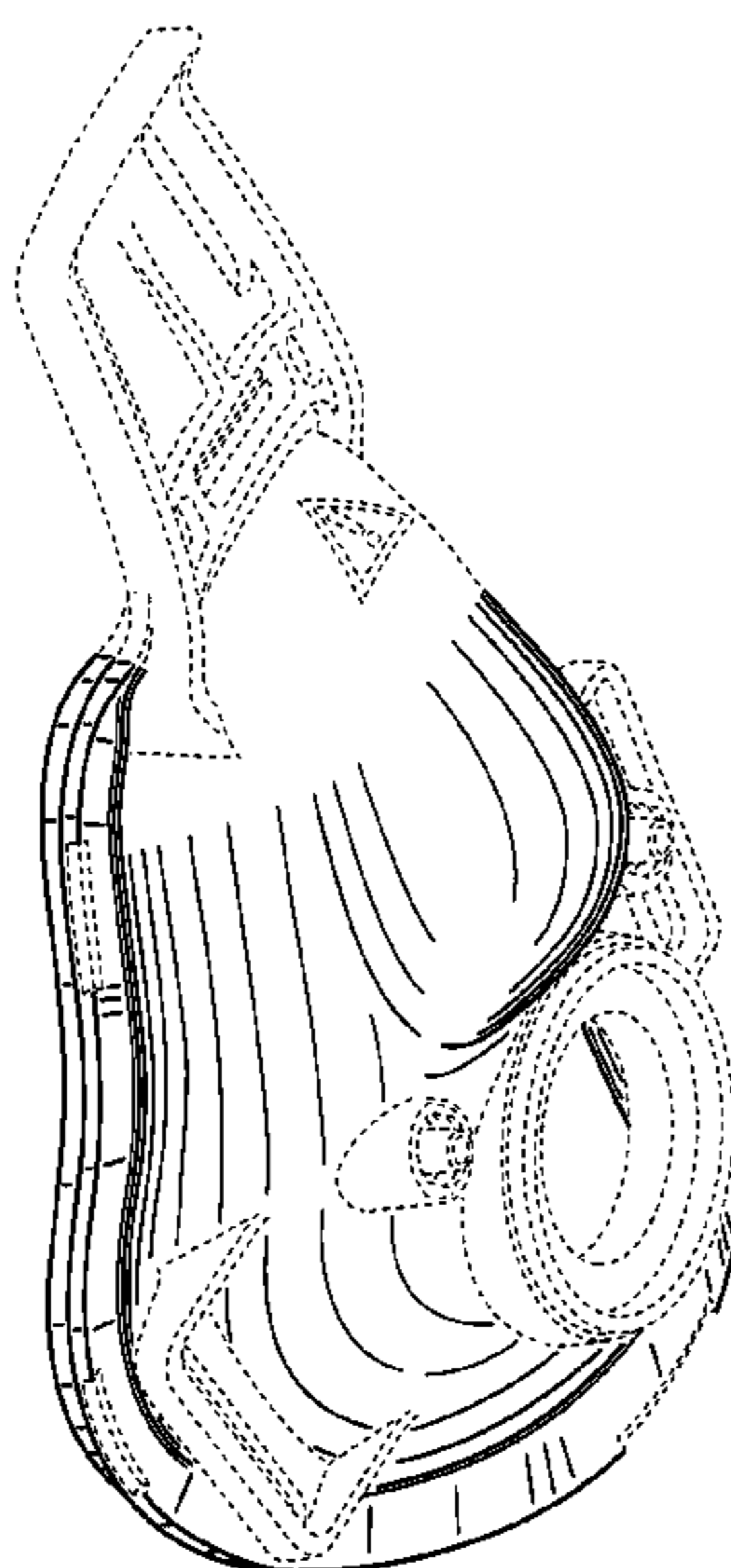
FIG. 2 is a front view thereof;

FIG. 3 is a rear view thereof; and,

FIG. 4 is a right side view thereof with the left side view thereof being a mirror image thereof.

Where included, broken lines showing environmental structure are for illustrative purposes only and form no part of the claimed design.

1 Claim, 4 Drawing Sheets



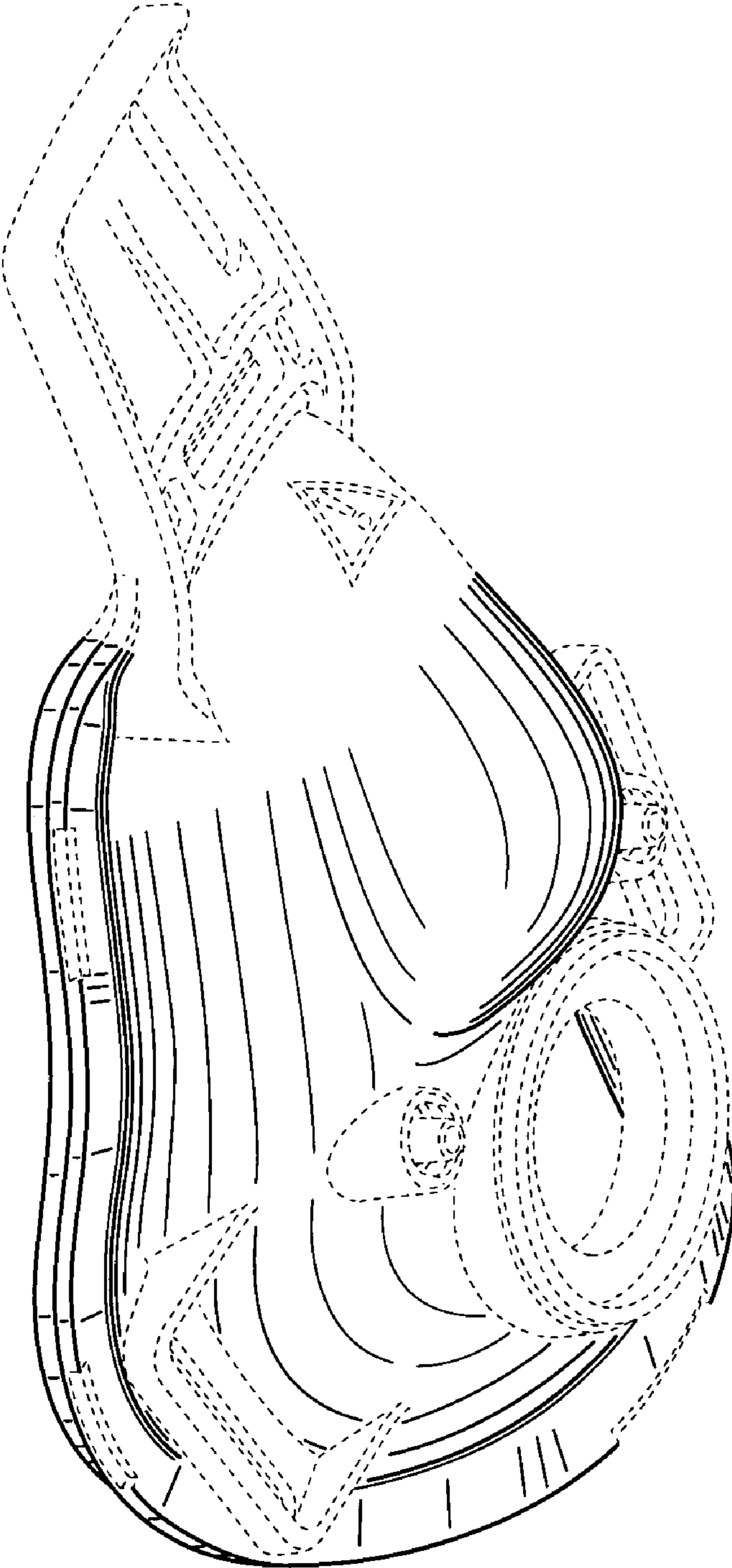


FIG. 1

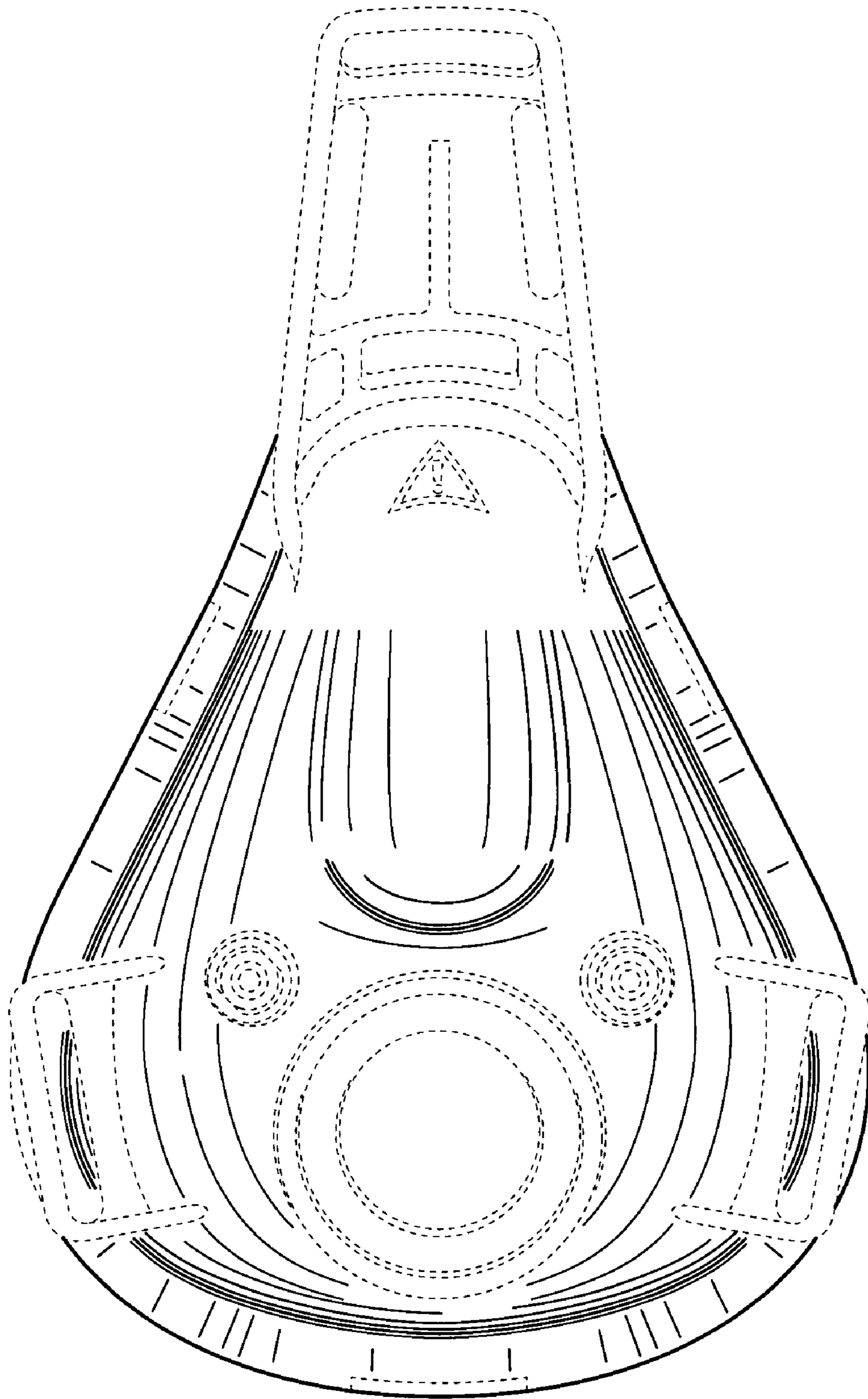


FIG. 2

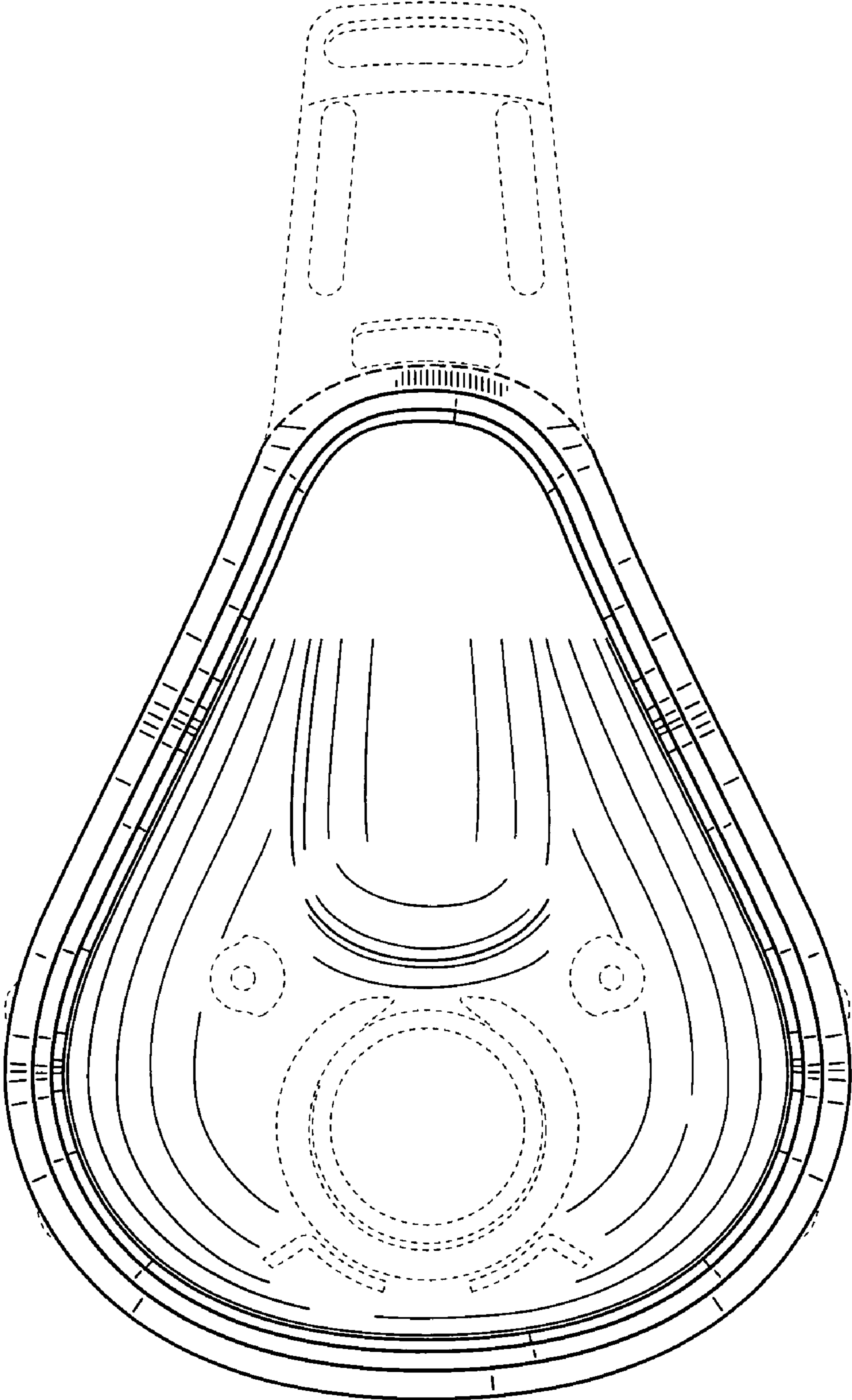


FIG. 3

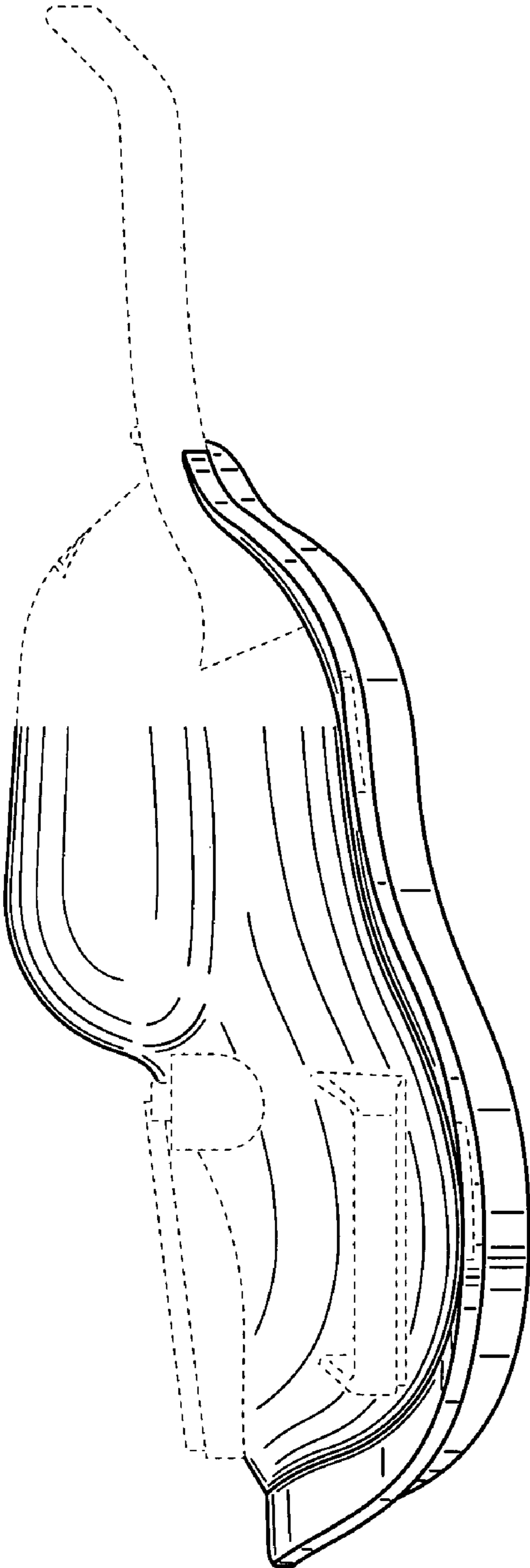


FIG. 4