



US00D567362S

(12) **United States Design Patent**
Teiber et al.

(10) **Patent No.:** **US D567,362 S**

(45) **Date of Patent:** **** Apr. 22, 2008**

(54) **CEILING FAN HOUSING**

(75) Inventors: **Todd Teiber**, Plano, TX (US); **Walter Brookins**, Dallas, TX (US)

(73) Assignee: **Craftmade International, Inc.**, Coppel, TX (US)

(**) Term: **14 Years**

(21) Appl. No.: **29/292,370**

(22) Filed: **Oct. 10, 2007**

(51) **LOC (8) Cl.** **23-04**

(52) **U.S. Cl.** **D23/411**

(58) **Field of Classification Search** D23/377,
D23/379, 385, 411, 413; 416/5

See application file for complete search history.

(56) **References Cited**

U.S. PATENT DOCUMENTS

- D370,971 S * 6/1996 Wu D23/411
- D370,973 S * 6/1996 Wu D23/411
- D556,890 S * 12/2007 Brookins D23/411

* cited by examiner

Primary Examiner—Lisa Lichtenstein

(74) *Attorney, Agent, or Firm*—Munsch Hardt Kopf & Harr, PC

(57) **CLAIM**

The ornamental design for a ceiling fan housing, as shown and described.

DESCRIPTION

FIG. 1 is a perspective view of the ceiling fan housing showing our new design in use;

FIG. 2 front elevational view thereof;

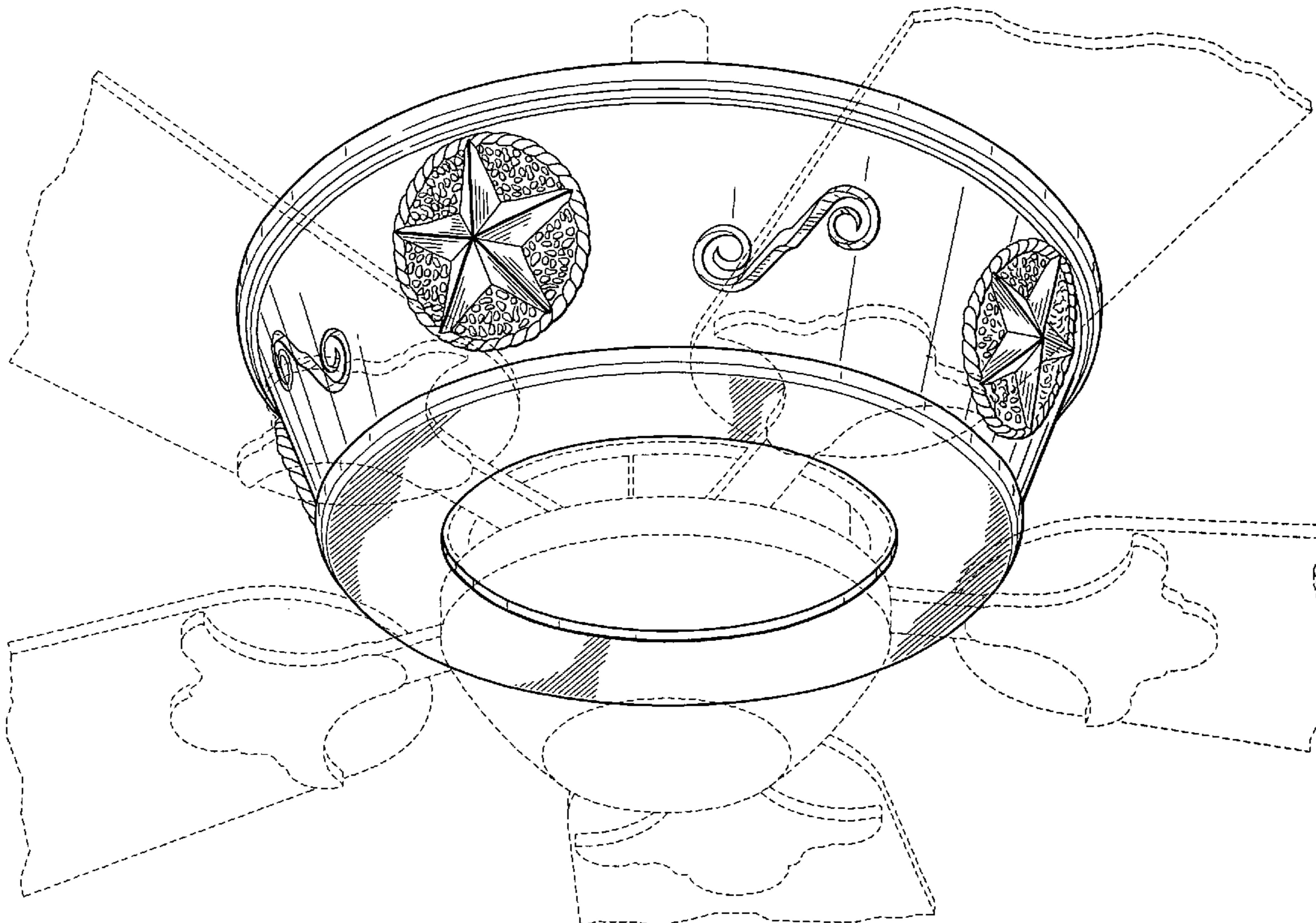
FIG. 3 is a rear elevational view thereof;

FIG. 4 is a top plan view thereof; and,

FIG. 5 is a bottom plan view thereof.

The broken line showing of the ceiling fan blades, blade irons, support rod and light fixture is included for the purpose of illustrating environmental structure and forms no part of the claimed design.

1 Claim, 4 Drawing Sheets



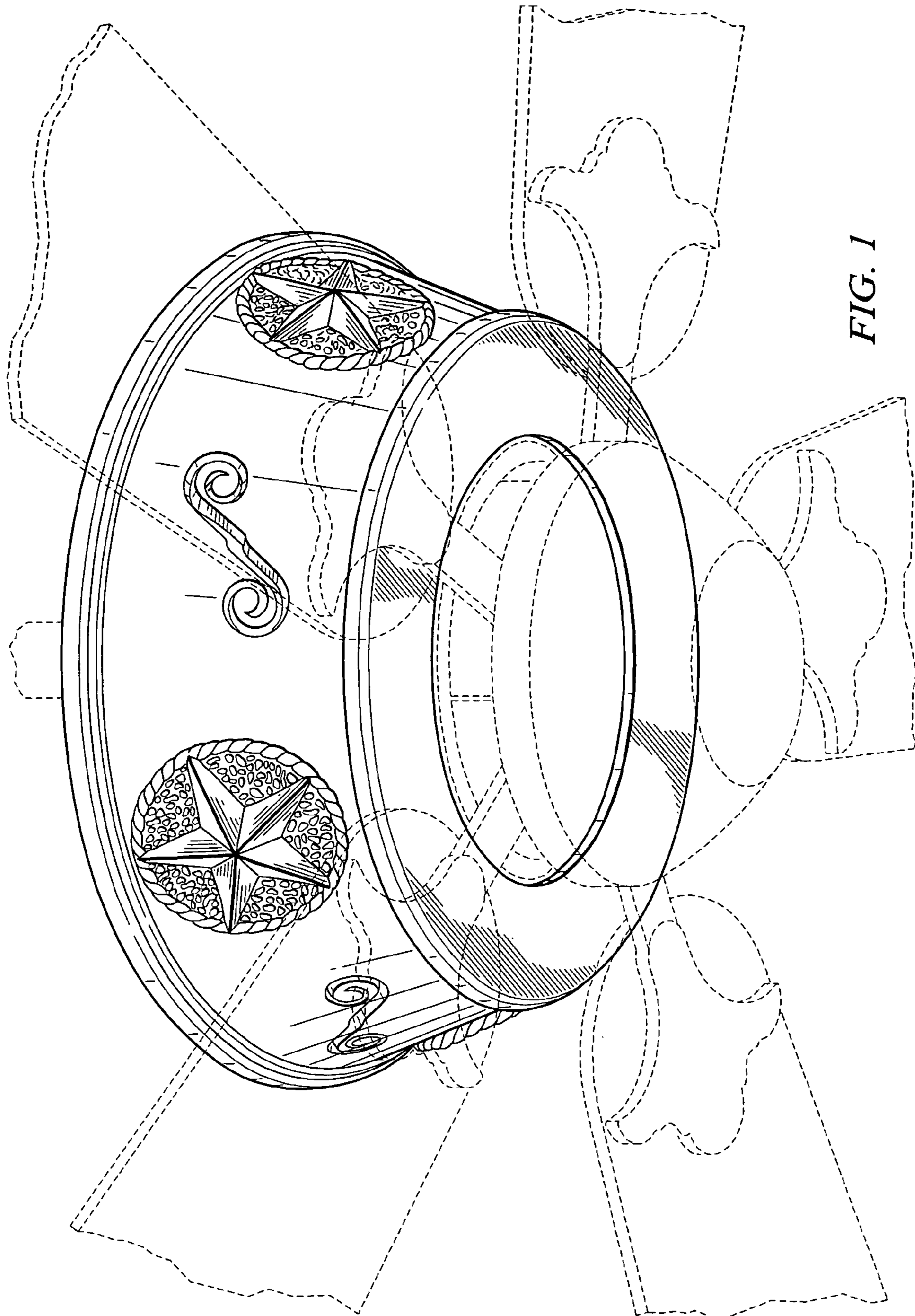


FIG. 1




FIG. 2




FIG. 3

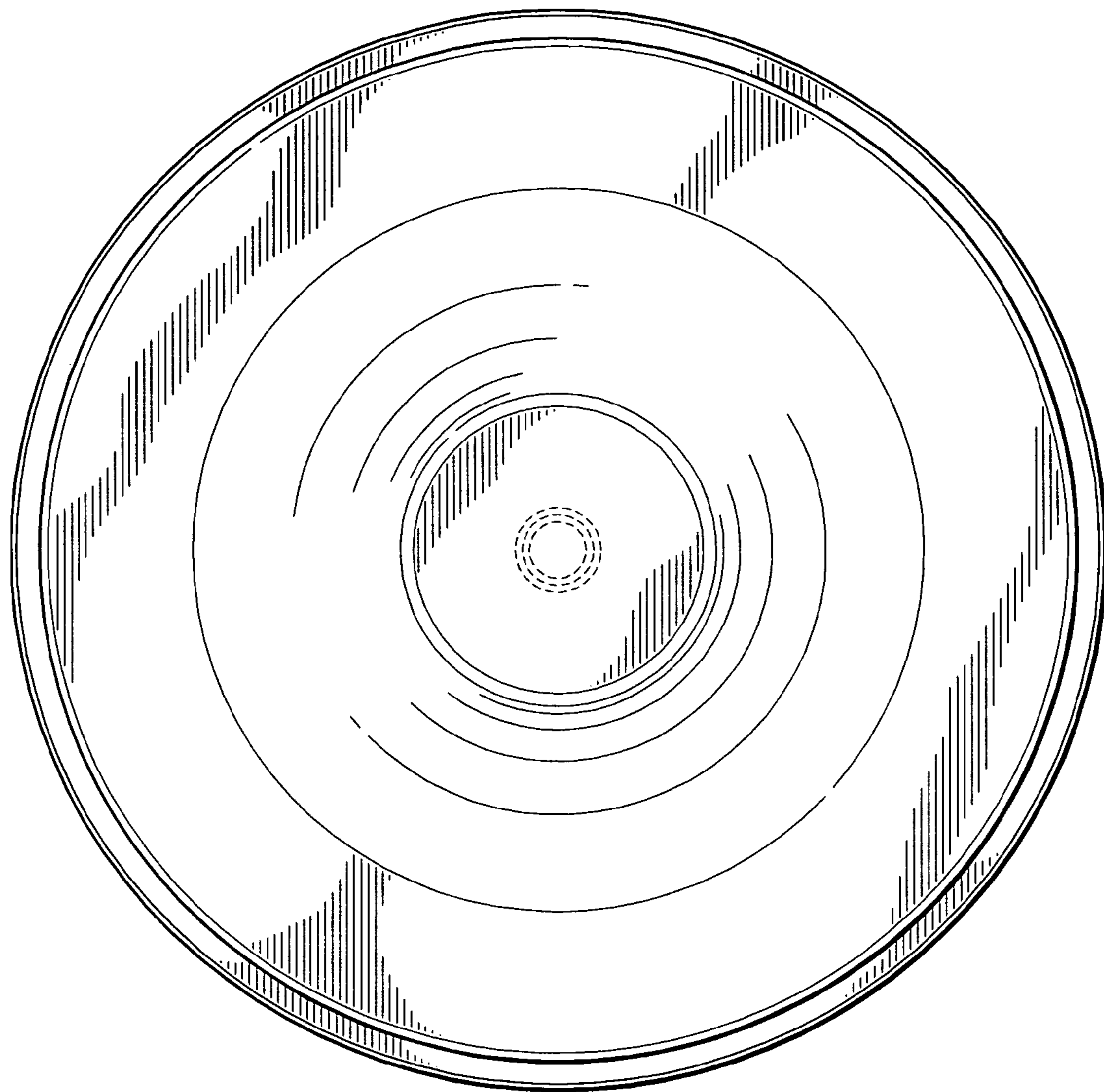


FIG. 4




FIG. 5