



US00D567343S

(12) **United States Design Patent**
Kinney, Jr. et al.

(10) **Patent No.:** **US D567,343 S**
(45) **Date of Patent:** **** Apr. 22, 2008**

(54) **FILM FILL PACK**

(75) Inventors: **Ohler L. Kinney, Jr.**, Overland Park, KS (US); **Kenneth P. Mortensen**, Bonner Springs, KS (US); **Glenn S. Brenneke**, Lee's Summit, MO (US); **Eldon F. Mockry**, Lenexa, KS (US)

(73) Assignee: **SPX Cooling Technologies, Inc.**, Overland Park, KS (US)

(**) Term: **14 Years**

(21) Appl. No.: **29/265,734**

(22) Filed: **Sep. 8, 2006**

(51) **LOC (8) Cl.** **23-03**

(52) **U.S. Cl.** **D23/314; D23/330; D23/323**

(58) **Field of Classification Search** **D23/314, D23/365, 208; 62/304, 314; 55/523, 440; 261/112.2, 112.1, DIG. 11; 210/493.3; 96/189, 96/356**

See application file for complete search history.

(56) **References Cited**

U.S. PATENT DOCUMENTS

3,007,834	A *	11/1961	Moeller et al.	156/197
3,018,205	A *	1/1962	Barut	428/116
3,134,705	A *	5/1964	Moeller	156/197
3,232,865	A *	2/1966	Quinn et al.	210/610
D255,153	S *	5/1980	Meurer	D24/226
4,385,012	A *	5/1983	Priestley	261/112.2
4,512,938	A *	4/1985	Jones et al.	261/112.2

4,800,047	A *	1/1989	Monjoie	261/112.2
5,039,567	A *	8/1991	Landi et al.	428/116
5,124,086	A *	6/1992	Schultz	261/112.2
5,147,583	A *	9/1992	Bugler et al.	261/112.2
5,804,073	A *	9/1998	Ter Horst	210/493.3
6,308,702	B1 *	10/2001	Huyghe et al.	126/110 B
6,385,987	B2 *	5/2002	Schlom et al.	62/304
6,685,833	B2 *	2/2004	Lippold	210/493.1
6,715,740	B2 *	4/2004	Engl et al.	261/112.1
D514,210	S *	1/2006	Ko	D23/330
D523,110	S *	6/2006	Anderson	D23/209
2004/0060769	A1 *	4/2004	Hentschel et al.	181/220
2006/0001182	A1 *	1/2006	Kinney et al.	261/112.2

* cited by examiner

Primary Examiner—Robert M. Spear

Assistant Examiner—Anna K. Dworzecka

(74) *Attorney, Agent, or Firm*—Baker & Hostetler LLP

(57) **CLAIM**

The ornamental design for a film fill pack, as shown and described.


DESCRIPTION

FIG. 1 is a side, end view of the film fill pack thereof;

FIG. 2 is a detailed, isometric view of an upper section of the film fill pack, wherein the ribs are depicted on each panel; and,

FIG. 3 is a partial, upper, isometric view of the film fill pack, wherein the ribs are depicted on each panel.

1 Claim, 3 Drawing Sheets






FIG. 1

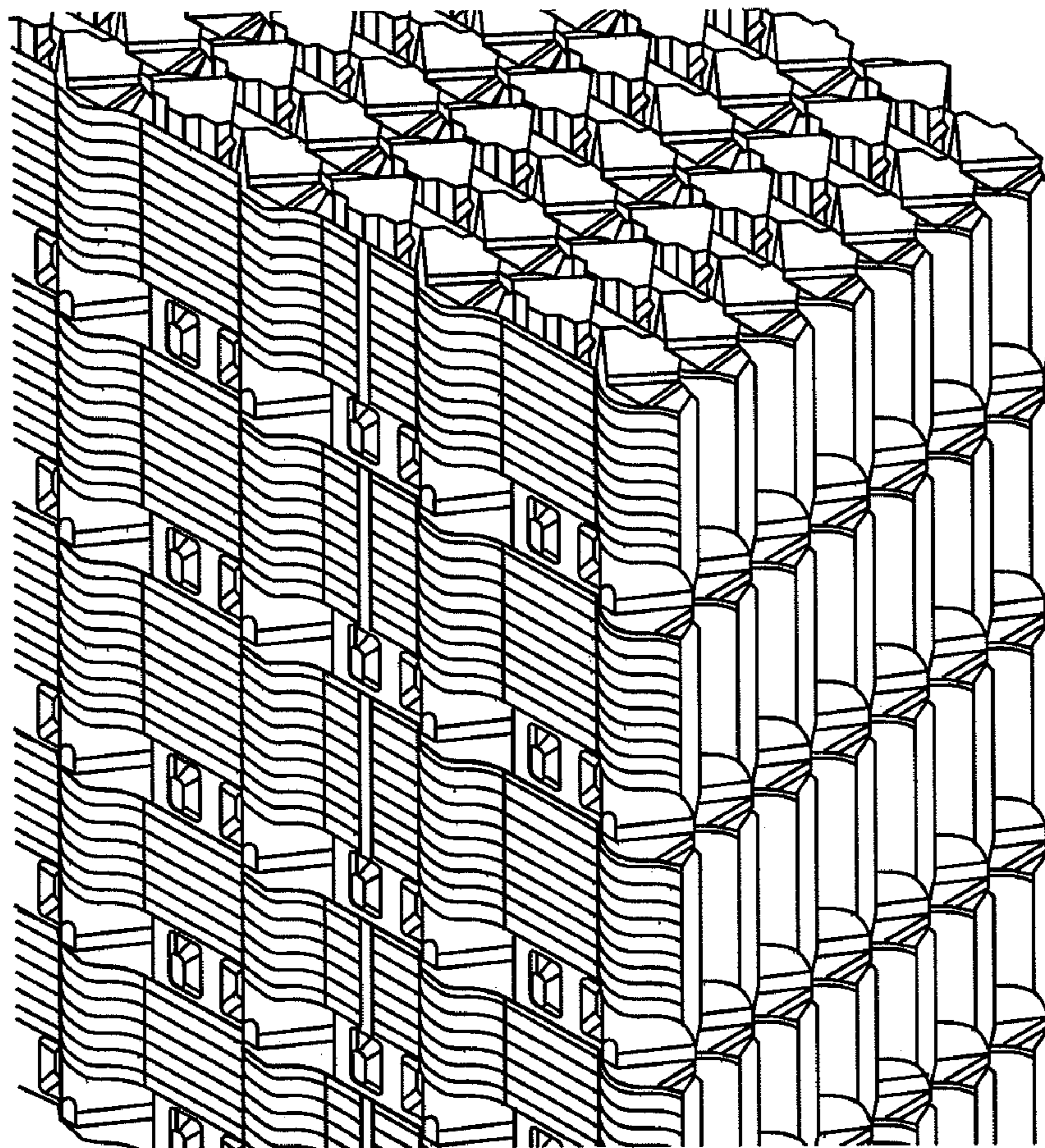


FIG. 2




FIG. 3