

US00D567330S

(12) **United States Design Patent**  
**Miedzius**

(10) **Patent No.:** **US D567,330 S**  
(45) **Date of Patent:** **\*\* Apr. 22, 2008**

- (54) **HANDHELD SHOWER**
- (75) Inventor: **Christopher Miedzius**, Newark, DE  
(US)
- (73) Assignee: **Speakman Company**, Wilmington, DE  
(US)
- (\*\*) Term: **14 Years**
- (21) Appl. No.: **29/273,530**
- (22) Filed: **Mar. 6, 2007**
- (51) **LOC (8) Cl.** ..... **23-01**
- (52) **U.S. Cl.** ..... **D23/223**
- (58) **Field of Classification Search** ..... D23/213,  
D23/223, 226; 239/394, 462, 282-3; 4/615  
See application file for complete search history.

D452,553 S	12/2001	Lindholm et al.	
D452,725 S	1/2002	Lindholm et al.	
D453,551 S	2/2002	Lindholm et al.	
D457,598 S	5/2002	Storti et al.	
D457,937 S	5/2002	Lindholm et al.	
D470,568 S *	2/2003	Wu .....	D23/223
6,537,455 B2	3/2003	Farley	
D489,793 S	5/2004	Haug et al.	
D492,006 S	6/2004	Haug et al.	
6,802,089 B2 *	10/2004	Cropelli .....	4/570
D498,514 S	11/2004	Haug et al.	
6,869,030 B2	3/2005	Blessing et al.	
D507,819 S *	7/2005	Wu .....	D23/223
D516,671 S *	3/2006	Wu et al. ....	D23/223
D547,421 S *	7/2007	Lobermeier .....	D23/223

\* cited by examiner

*Primary Examiner*—Robin V Webster  
(74) *Attorney, Agent, or Firm*—Connolly, Bove Lodge & Hutz LLP

(56) **References Cited**  
U.S. PATENT DOCUMENTS

3,865,310 A	2/1975	Elkins et al.
D348,720 S	7/1994	Haug et al.
5,918,811 A	7/1999	Denham et al.
6,016,977 A	1/2000	Farley
D423,083 S	4/2000	Haug et al.
D424,160 S	5/2000	Haug et al.
D424,161 S	5/2000	Haug et al.
D424,162 S	5/2000	Haug et al.
D424,163 S	5/2000	Haug et al.
D428,110 S	7/2000	Haug et al.
D434,109 S	11/2000	Ko et al.
D443,025 S	5/2001	Kollmann et al.
D443,028 S	5/2001	Kollmann et al.
D443,029 S	5/2001	Kollmann et al.
D447,218 S	8/2001	Kollmann et al.
D450,805 S	11/2001	Lindholm et al.
D450,806 S	11/2001	Lindholm et al.
D450,807 S	11/2001	Lindholm et al.
D451,171 S	11/2001	Lindholm et al.
D451,172 S	11/2001	Lindholm et al.
D451,583 S	12/2001	Lindholm et al.
D451,980 S	12/2001	Lindholm et al.

(57) **CLAIM**

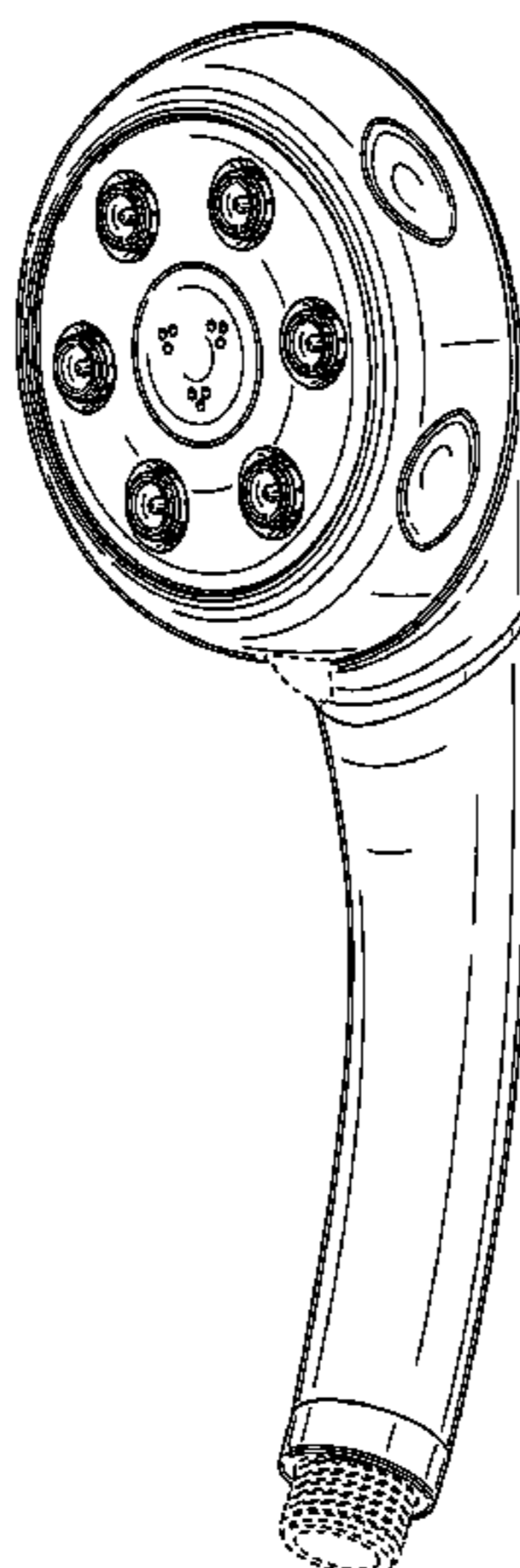
The ornamental design for handheld shower, as shown and described.

**DESCRIPTION**

FIG. 1 is a perspective view of the handheld shower showing my design;  
FIG. 2 is a front elevational view thereof;  
FIG. 3 is a rear elevational view thereof;  
FIG. 4 is a left side elevational view thereof;  
FIG. 5 is a right side elevational view thereof;  
FIG. 6 is a top plan view thereof; and,  
FIG. 7 is a bottom plan view thereof.

The phantom line representations of the screw thread and operating tab shown in FIGS. 1-2, 4-5 and 7 are only for illustration purposes, and form no part of the claimed design.

**1 Claim, 6 Drawing Sheets**



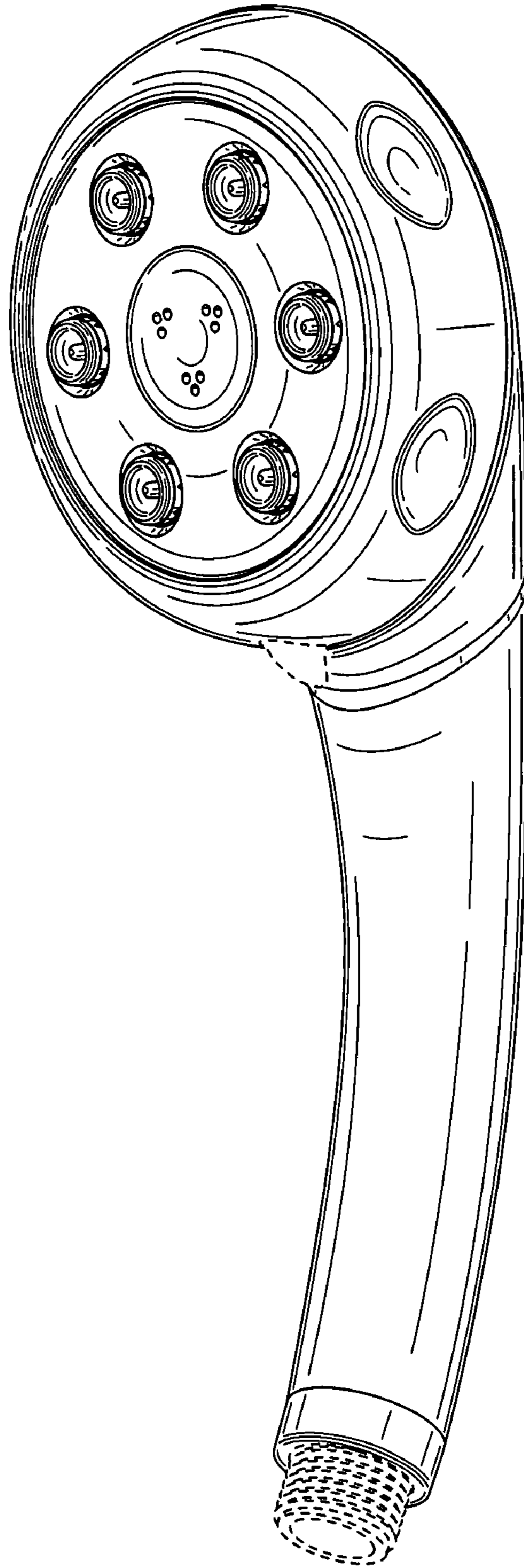


FIG. 1

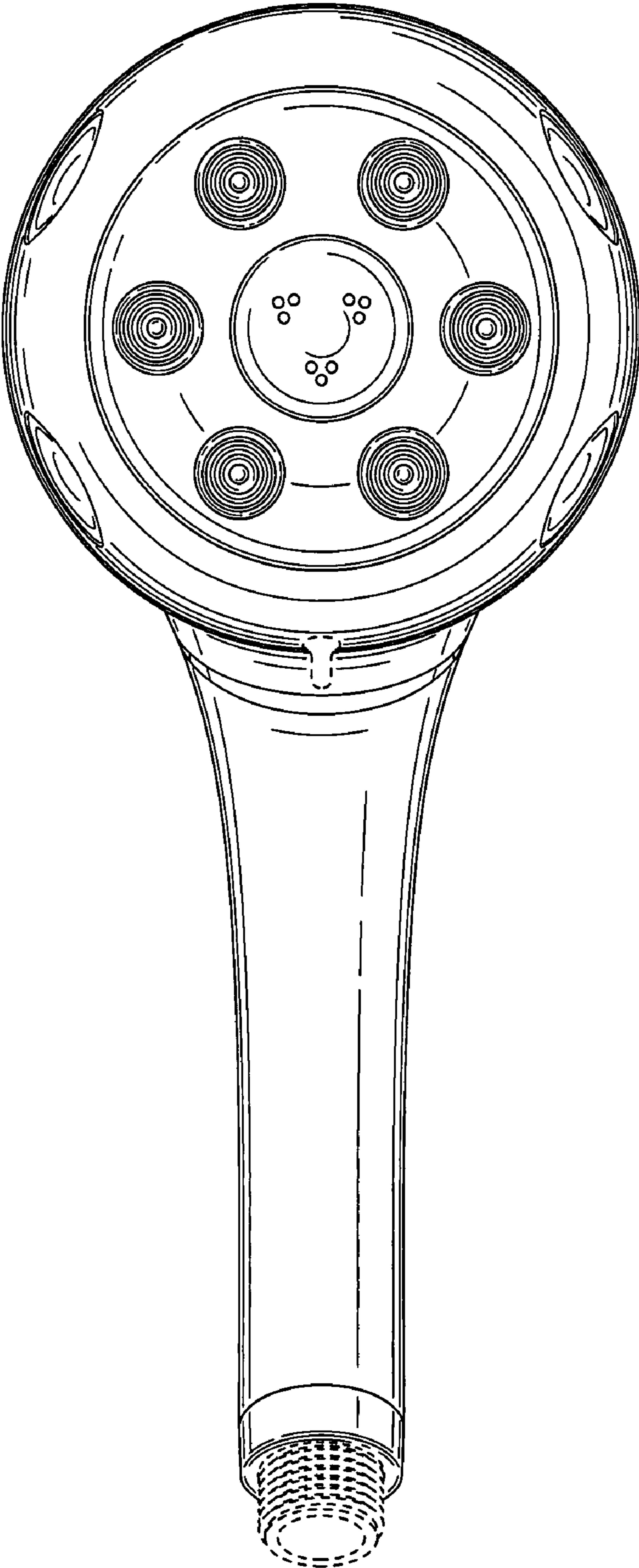


FIG. 2

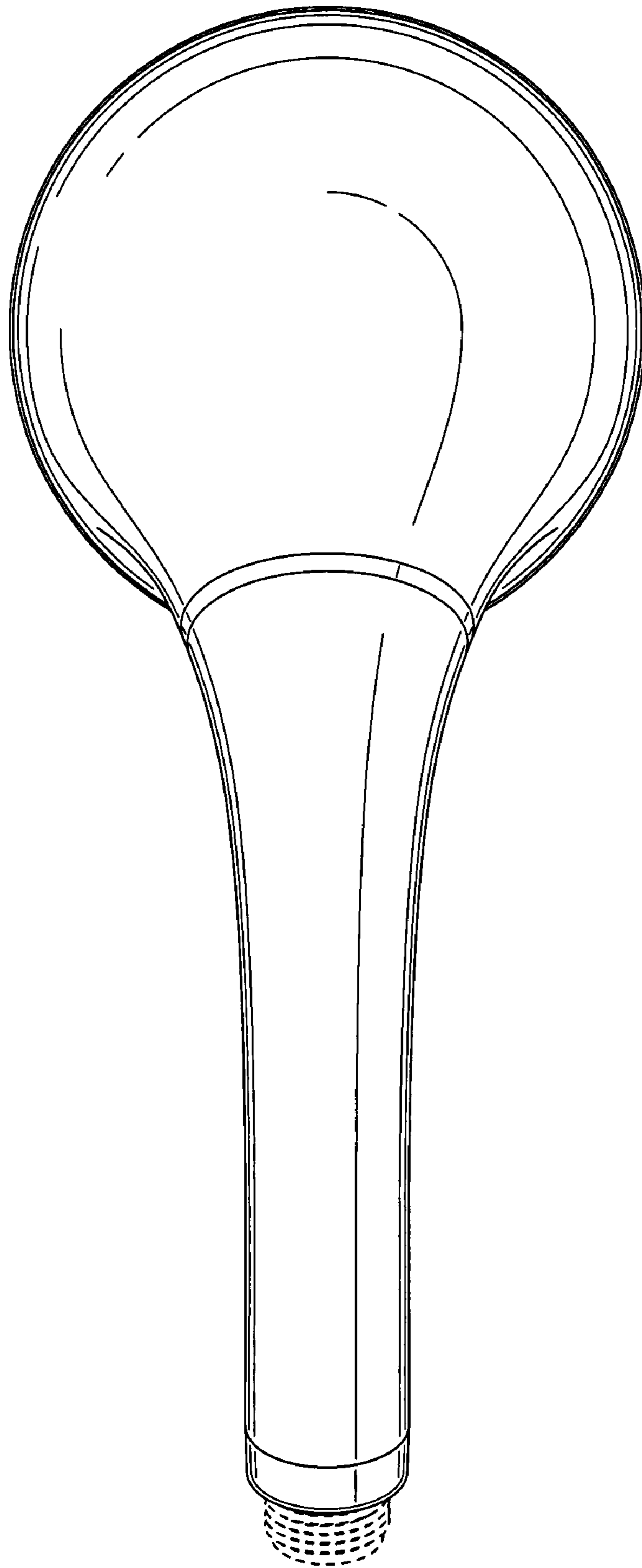


FIG. 3



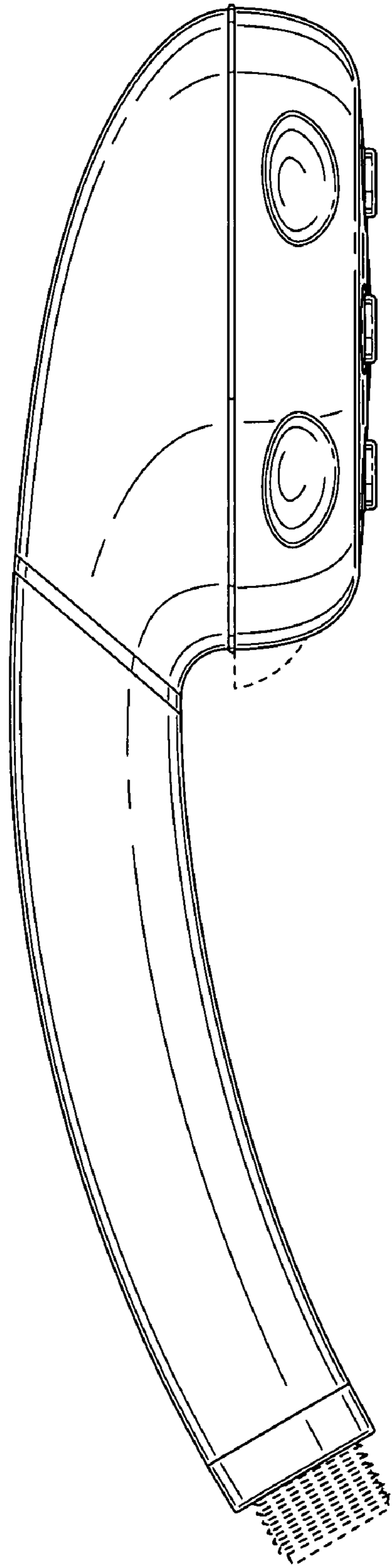


FIG. 4

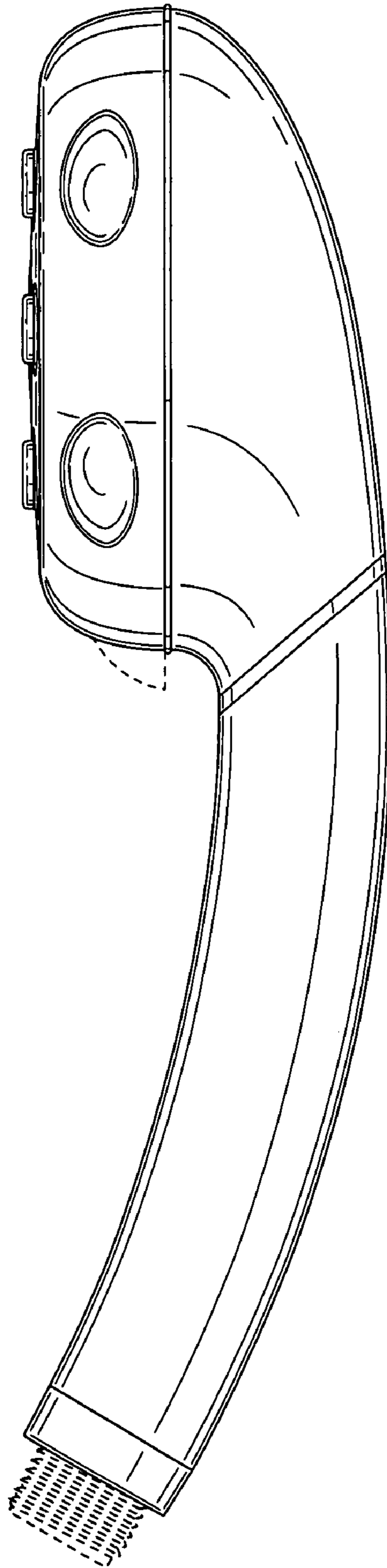


FIG. 5

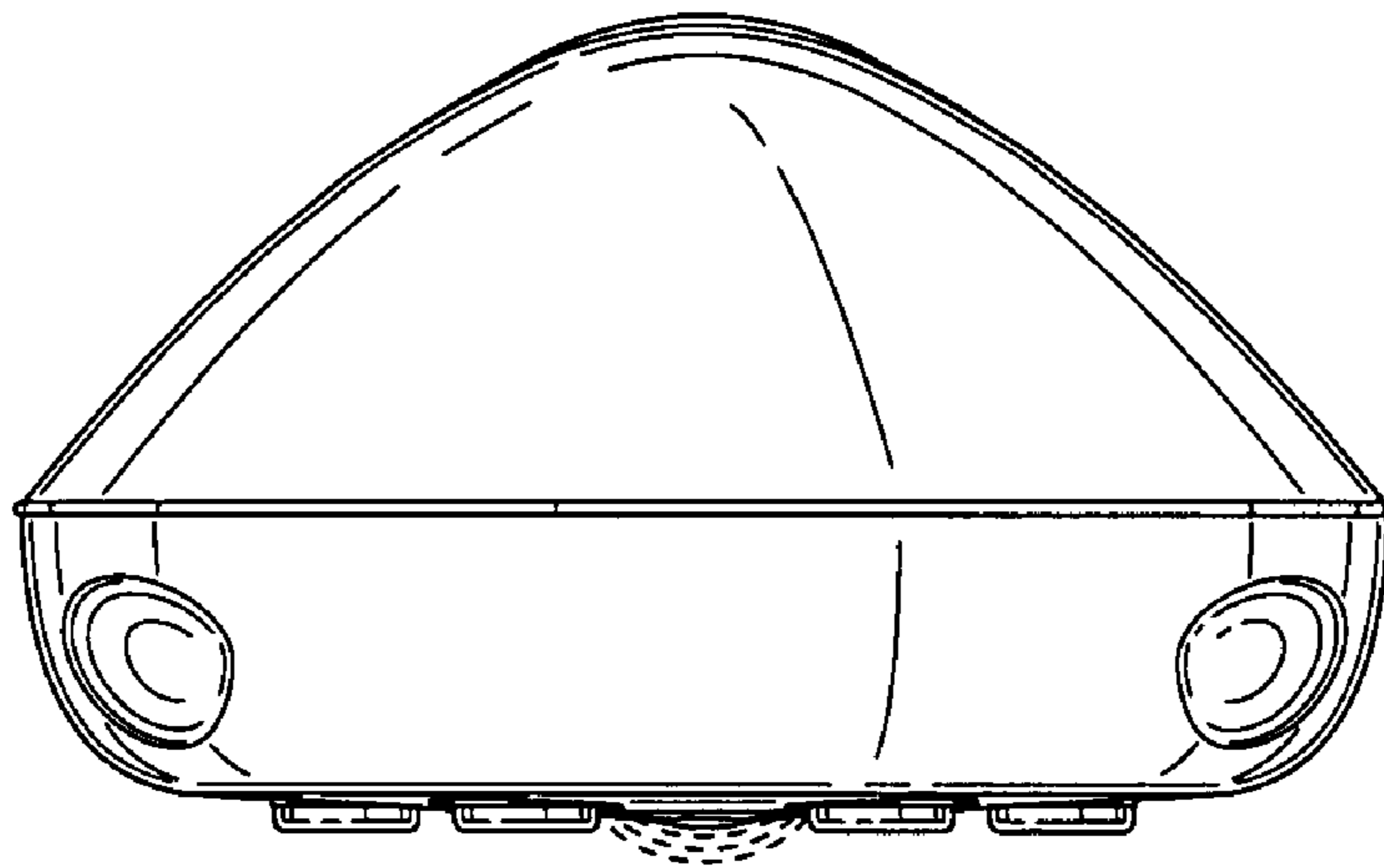


FIG. 6

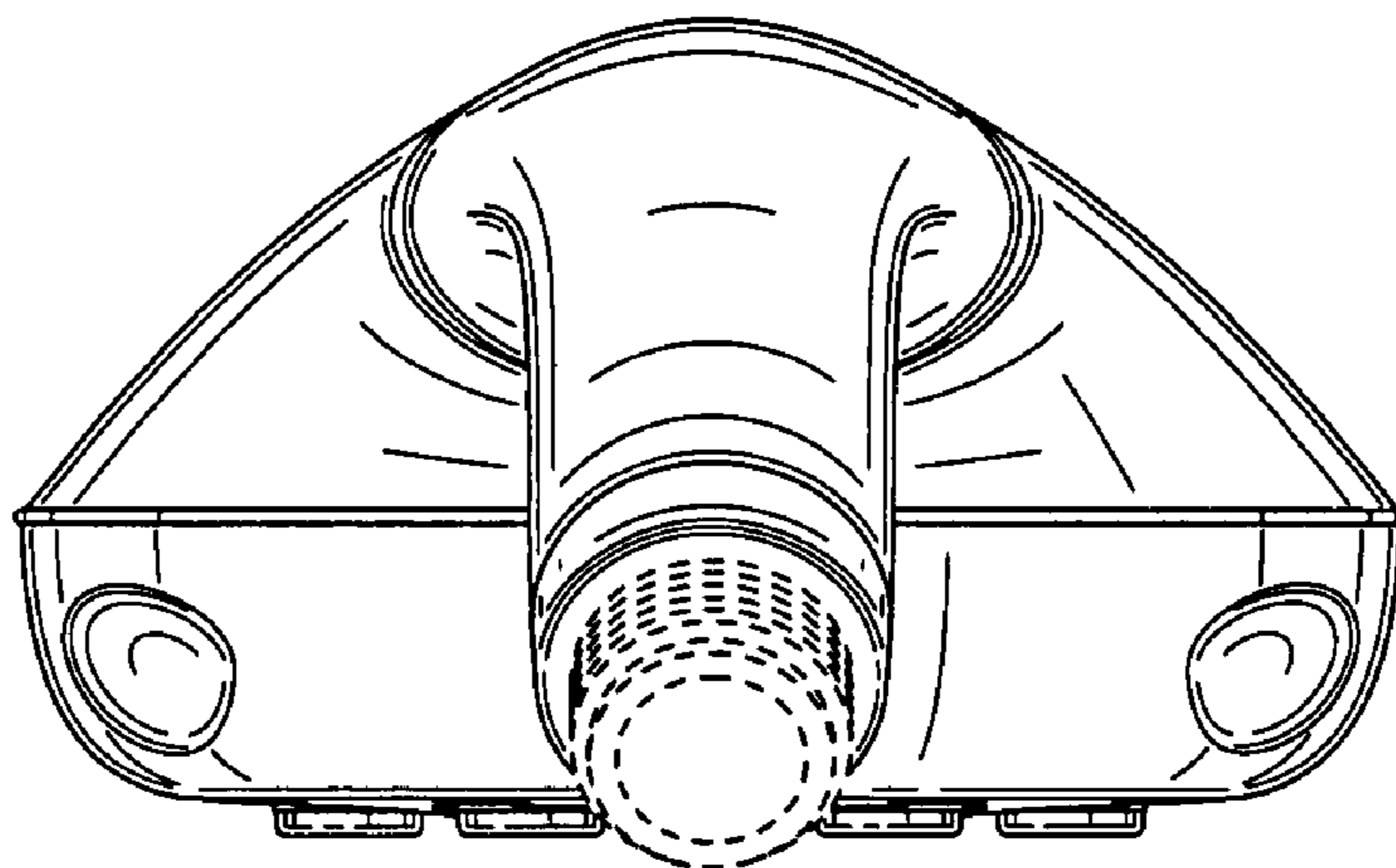


FIG. 7