

US00D567317S

(12) **United States Design Patent** (10) **Patent No.:** **US D567,317 S**
Jertson et al. (45) **Date of Patent:** **** Apr. 22, 2008**

(54) **GOLF CLUB HEAD**
(75) Inventors: **Marty R. Jertson**, Cave Creek, AZ (US); **Michael R. Nicolette**, Scottsdale, AZ (US); **Bradley D. Schweigert**, Anthem, AZ (US); **Anthony D. Serrano**, Anthem, AZ (US); **Xiaojian Chen**, Phoenix, AZ (US)

D522,077 S 5/2006 Schweigert et al.
D522,601 S 6/2006 Schweigert et al.
D526,694 S 8/2006 Schweigert et al.
D537,495 S 2/2007 Schweigert et al.
D537,496 S 2/2007 Serrano et al.
D538,363 S 3/2007 Schweigert et al.
D539,371 S 3/2007 Chen et al.

(73) Assignee: **Karsten Manufacturing Corporation**, Phoenix, AZ (US)

(**) Term: **14 Years**

(21) Appl. No.: **29/280,985**

(22) Filed: **Jun. 12, 2007**

Related U.S. Application Data

(63) Continuation of application No. 29/277,584, filed on Mar. 2, 2007, and a continuation of application No. 29/277,590, filed on Mar. 2, 2007, and a continuation of application No. 29/277,591, filed on Mar. 2, 2007.

(51) **LOC (8) Cl.** **21-02**

(52) **U.S. Cl.** **D21/733**

(58) **Field of Classification Search** D21/733, D21/752, 759; 473/324-331, 343-346
See application file for complete search history.

(56) **References Cited**

U.S. PATENT DOCUMENTS

D382,612 S * 8/1997 Oyer D21/752
5,746,666 A 5/1998 Lovett
D397,748 S * 9/1998 Moore D21/733
D398,682 S 9/1998 Moore
5,931,742 A 8/1999 Nishimura et al.
6,007,433 A 12/1999 Helmstetter et al.
D424,641 S 5/2000 Sato
D425,589 S 5/2000 Ishikawa et al.
D440,615 S 4/2001 Swist
D441,818 S 5/2001 Sato
D478,948 S 8/2003 Bergling-Olson
6,800,037 B2 10/2004 Kosmatka

OTHER PUBLICATIONS

Anthony D. Serrano, et al., "Golf Driver Head," U.S. Appl. No. 29/266,936, filed Sep. 29, 2006.
Eric J. Morales, et al., "Golf Driver Head," U.S. Appl. No. 29/266,927, filed Sep. 29, 2006.
Marty R. Jertson, et al., "Golf Fairway Wood Head," U.S. Appl. No. 29/277,584, filed Mar. 2, 2007.

(Continued)

Primary Examiner—Mitchell Siegel

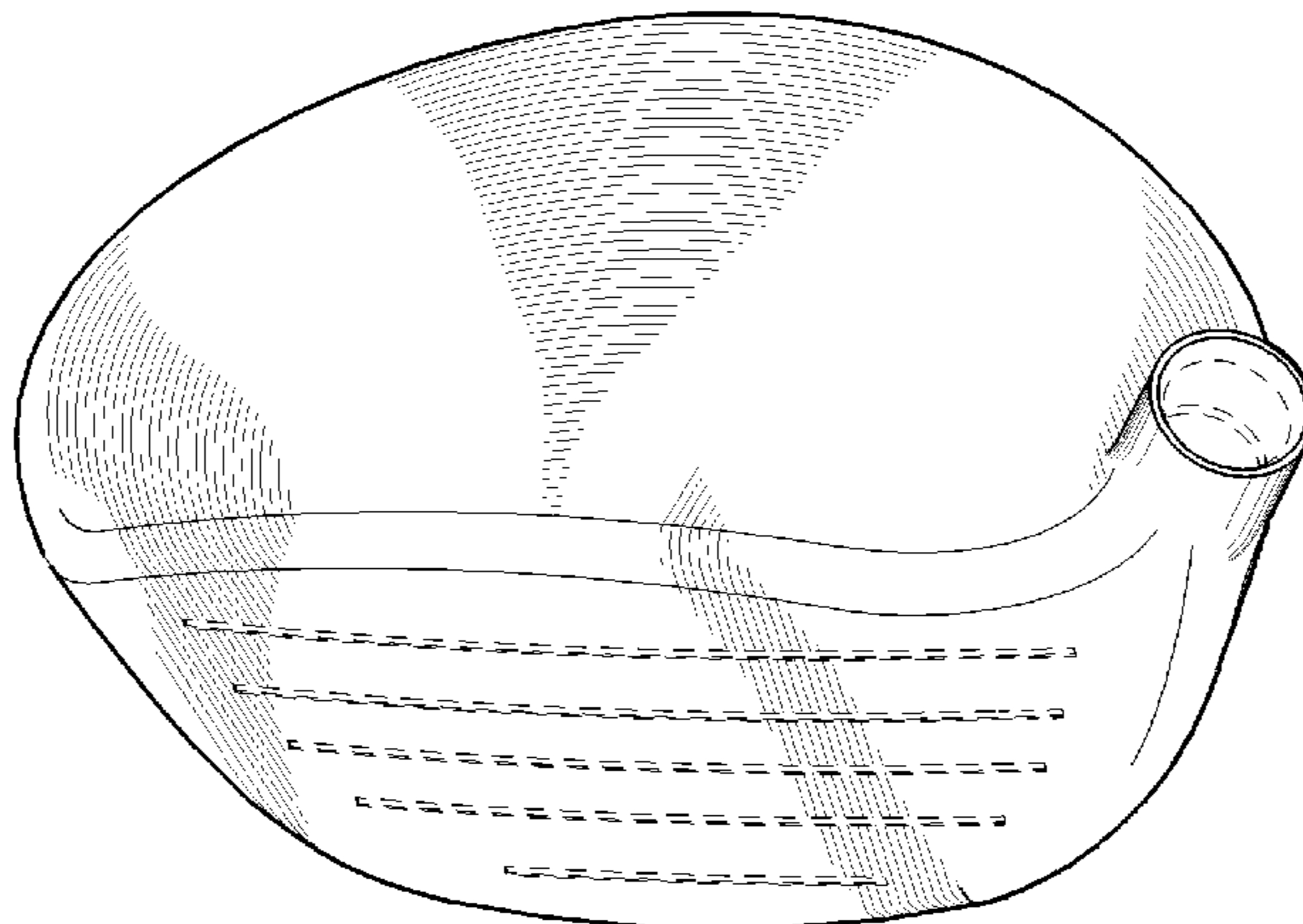
(57) **CLAIM**

The ornamental design for a golf club head, as shown and described.

DESCRIPTION

FIG. 1 is a top perspective view of an example golf club head;
FIG. 2 is a bottom perspective view of the golf club head of FIG. 1;
FIG. 3 is a front elevational view of the golf club head of FIG. 1;
FIG. 4 is a rear elevational view of the golf club head of FIG. 1;
FIG. 5 is a top view of the golf club head of FIG. 1;
FIG. 6 is a bottom view of the golf club head of FIG. 1;
FIG. 7 is a heel end view of the golf club head of FIG. 1; and,
FIG. 8 is a toe end view of the golf club head of FIG. 1.
The broken line showing is included for the purpose of illustrating and forms no part of the claimed design.

1 Claim, 4 Drawing Sheets



OTHER PUBLICATIONS

Mary R. Jertson, et al., "Golf Fairway Wood Head," U.S. Appl. No. 29/277,590, filed Mar. 2, 2007.

Mary R. Jertson, et al., "Golf Fairway Wood Head," U.S. Appl. No. 29/277,591, filed Mar. 2, 2007.

Bradley D. Schweigert, et al., "Golf Driver Head," U.S. Appl. No. 29/277,593, filed Mar. 2, 2007.

Bradley D. Schweigert, et al., "Golf Driver Head," U.S. Appl. No. 29/277,595, filed Mar. 2, 2007.

Bradley D. Schweigert, et al., "Golf Driver Head," U.S. Appl. No. 29/277,594, filed Mar. 2, 2007.

"Nickent Releases 3DX Square Driver Design to Rave Reviews," Jun. 6, 2007, Nickent Golf, <http://nickentgolf.com/to_pr-070508.shtml>.

* cited by examiner

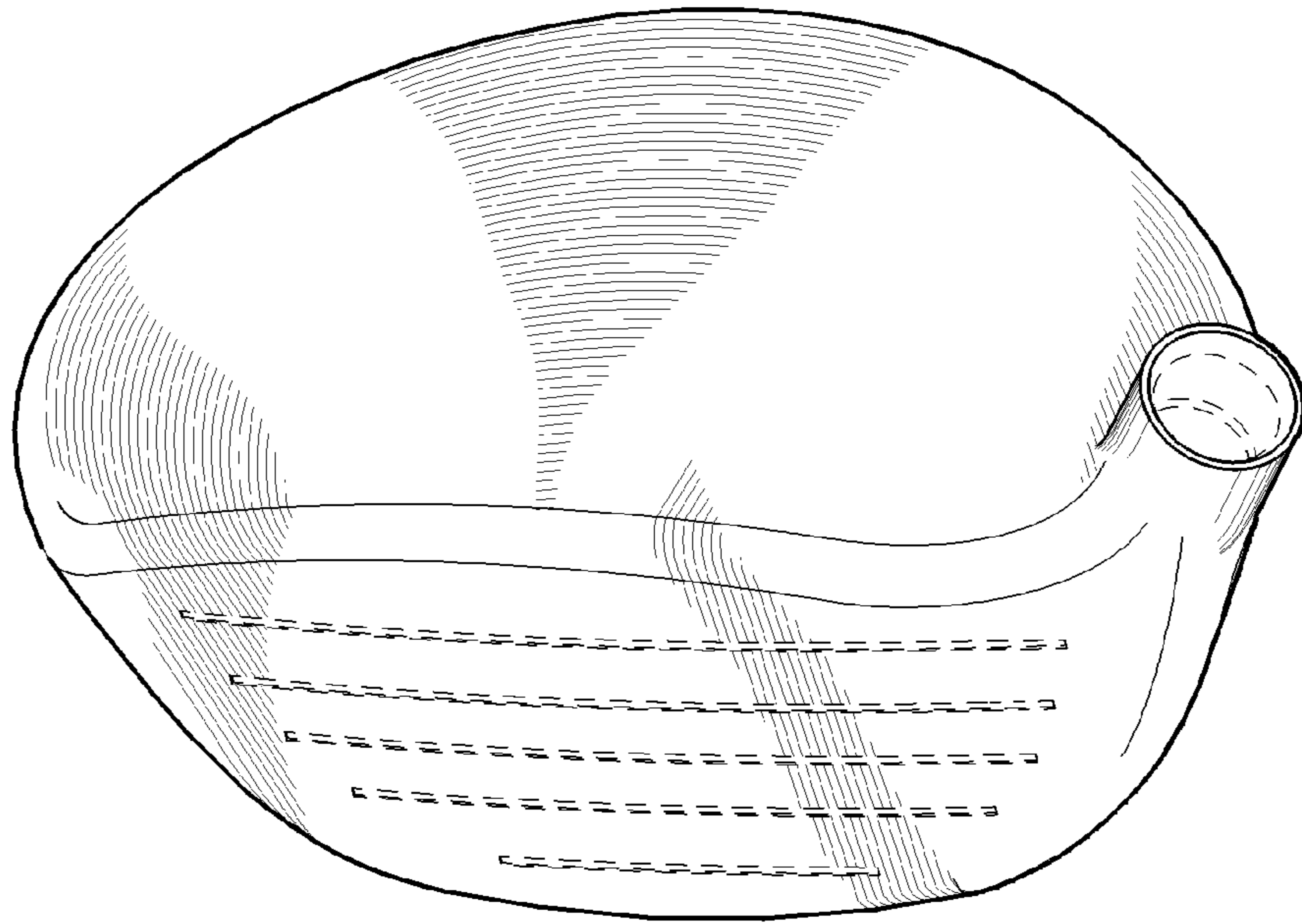


Fig. 1

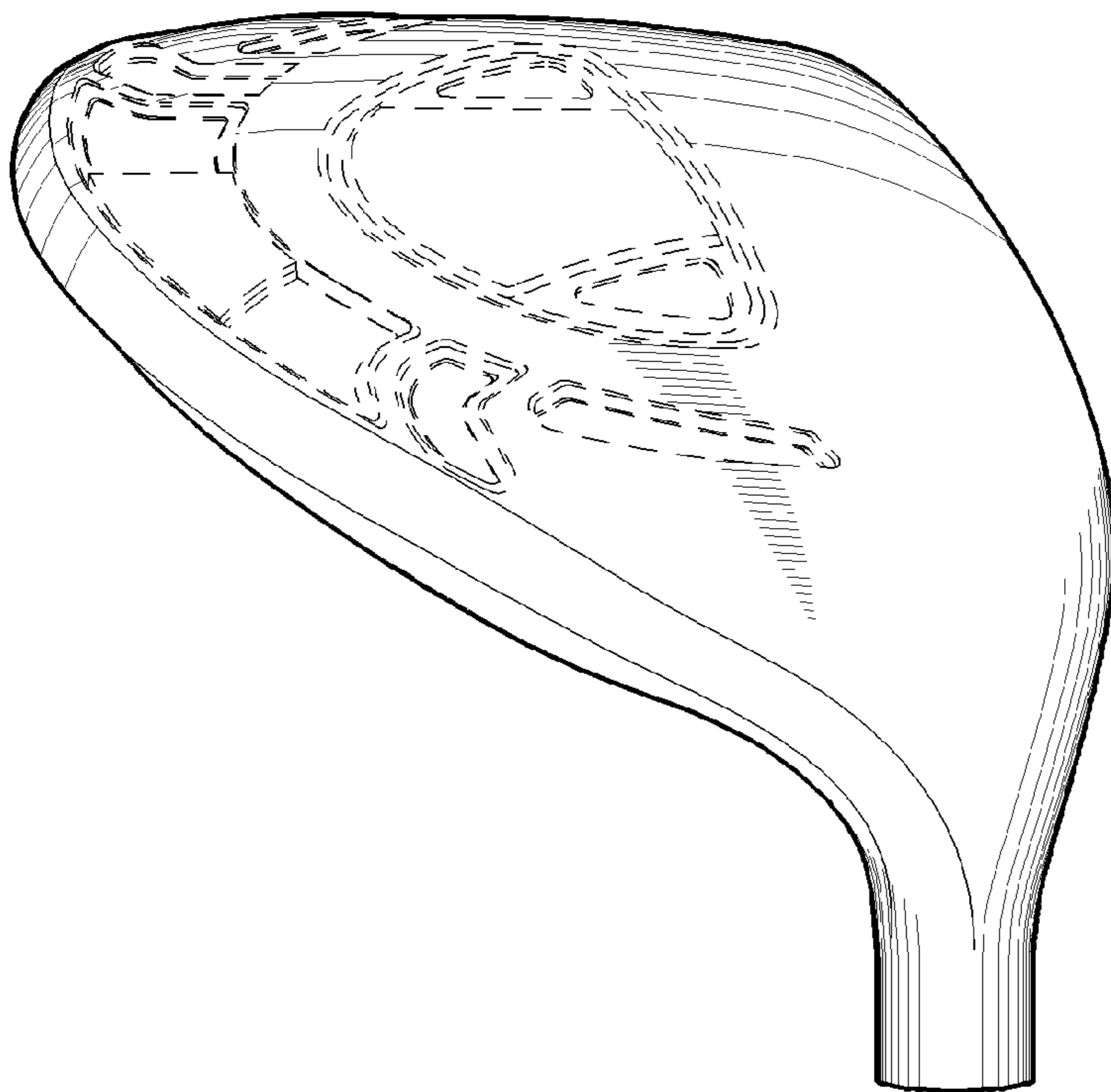


Fig. 2

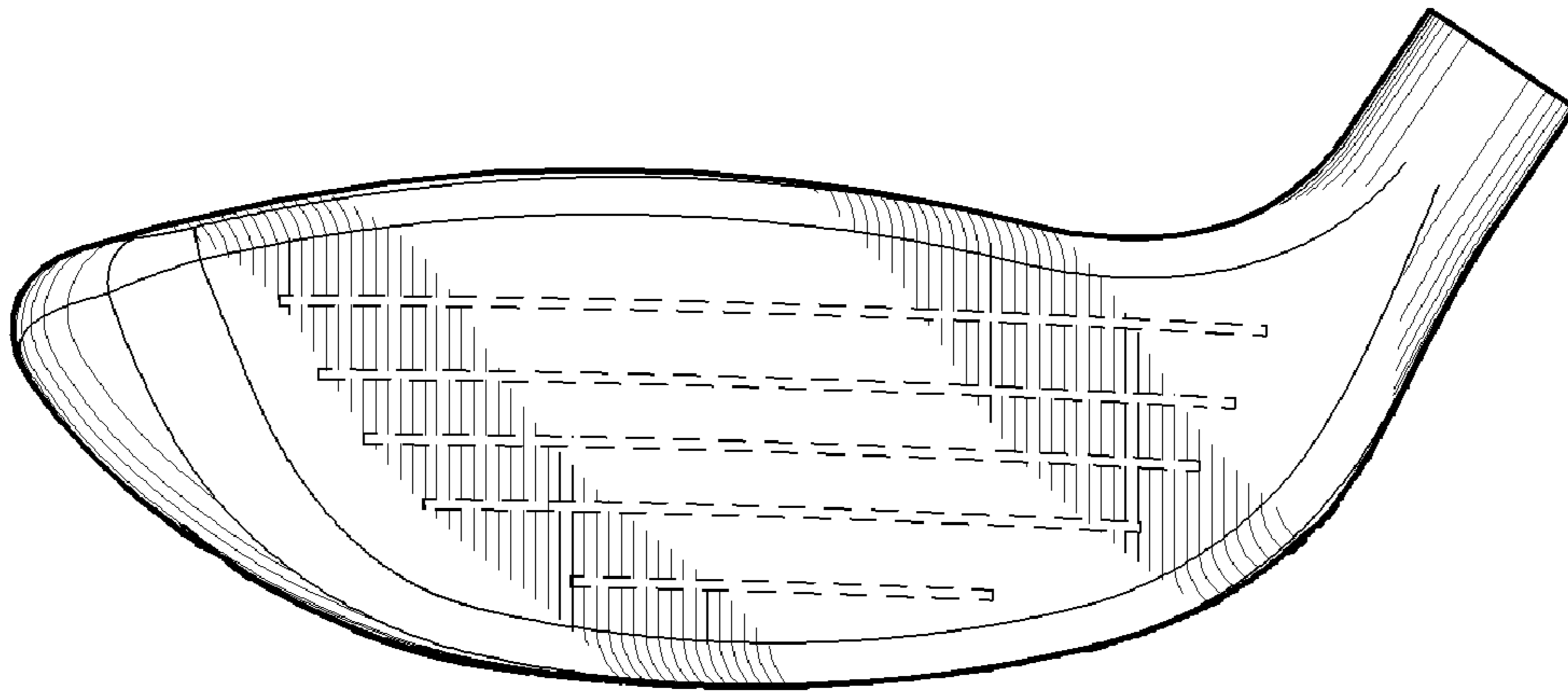


Fig. 3

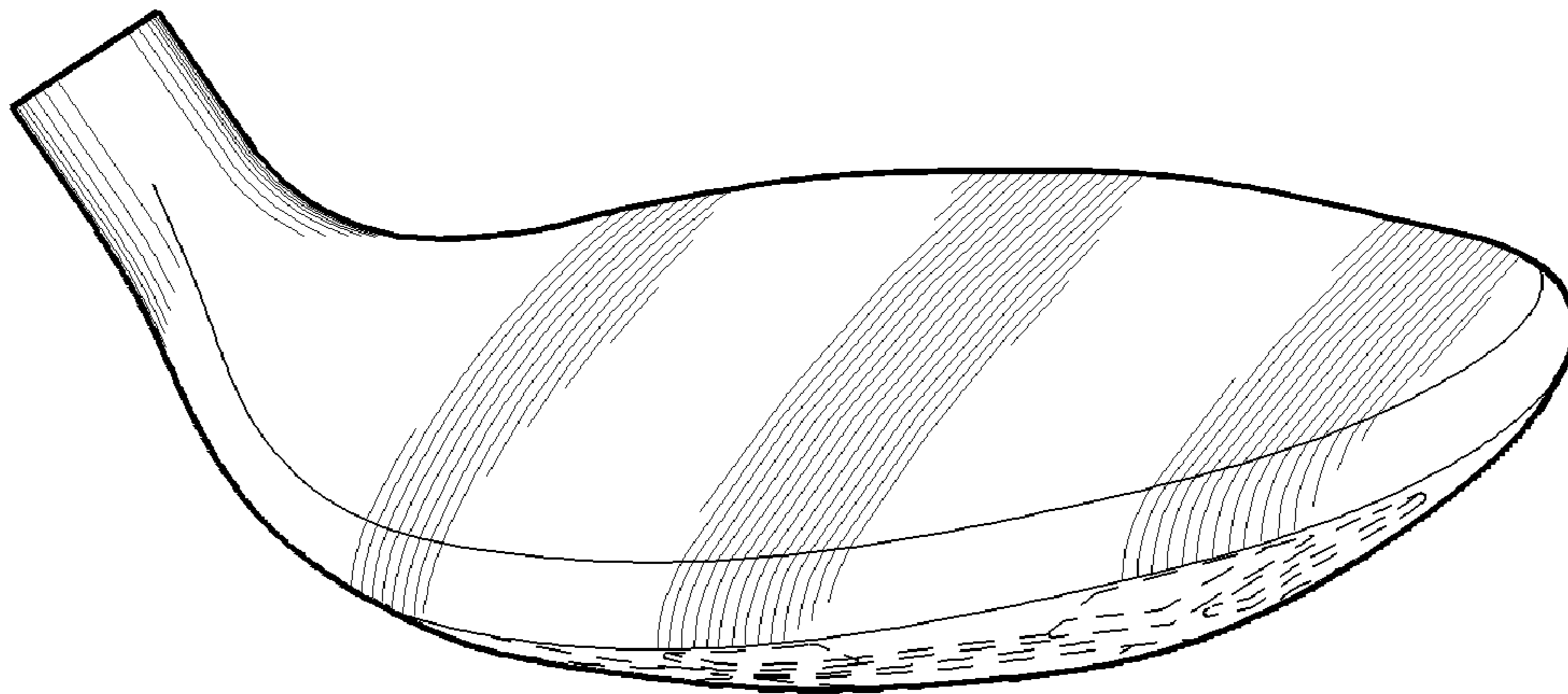


Fig. 4

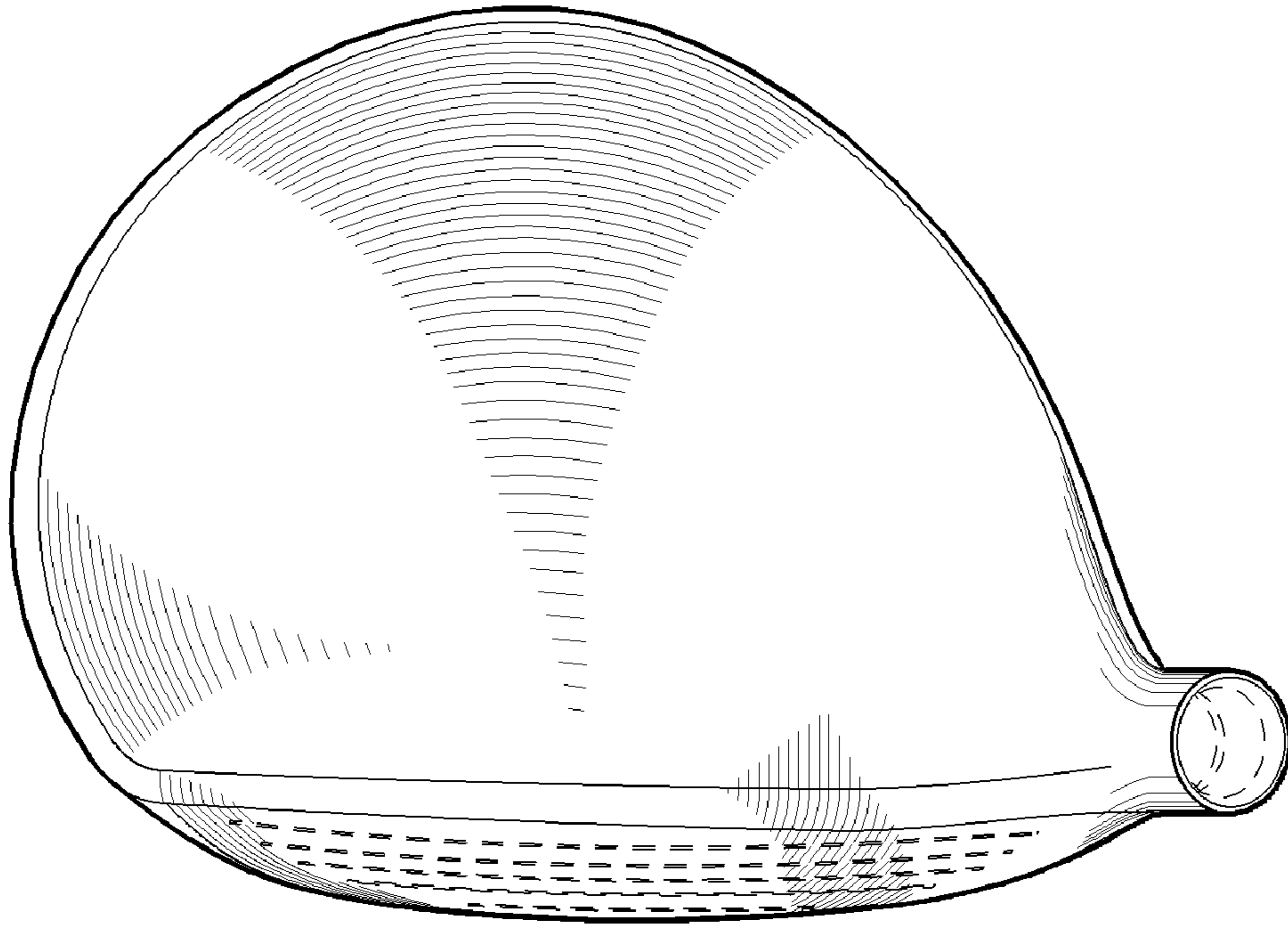


Fig. 5

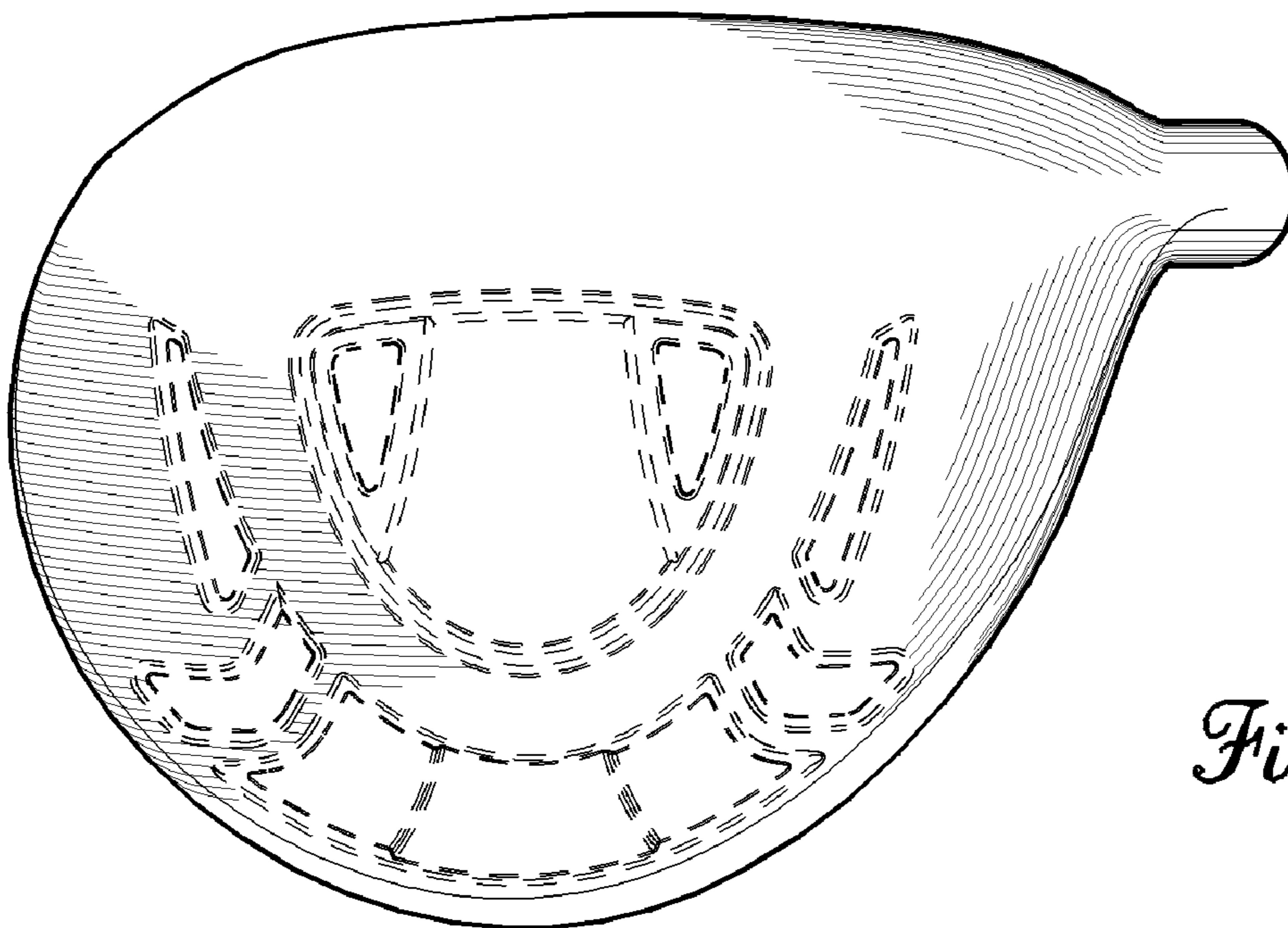


Fig. 6




Fig. 7

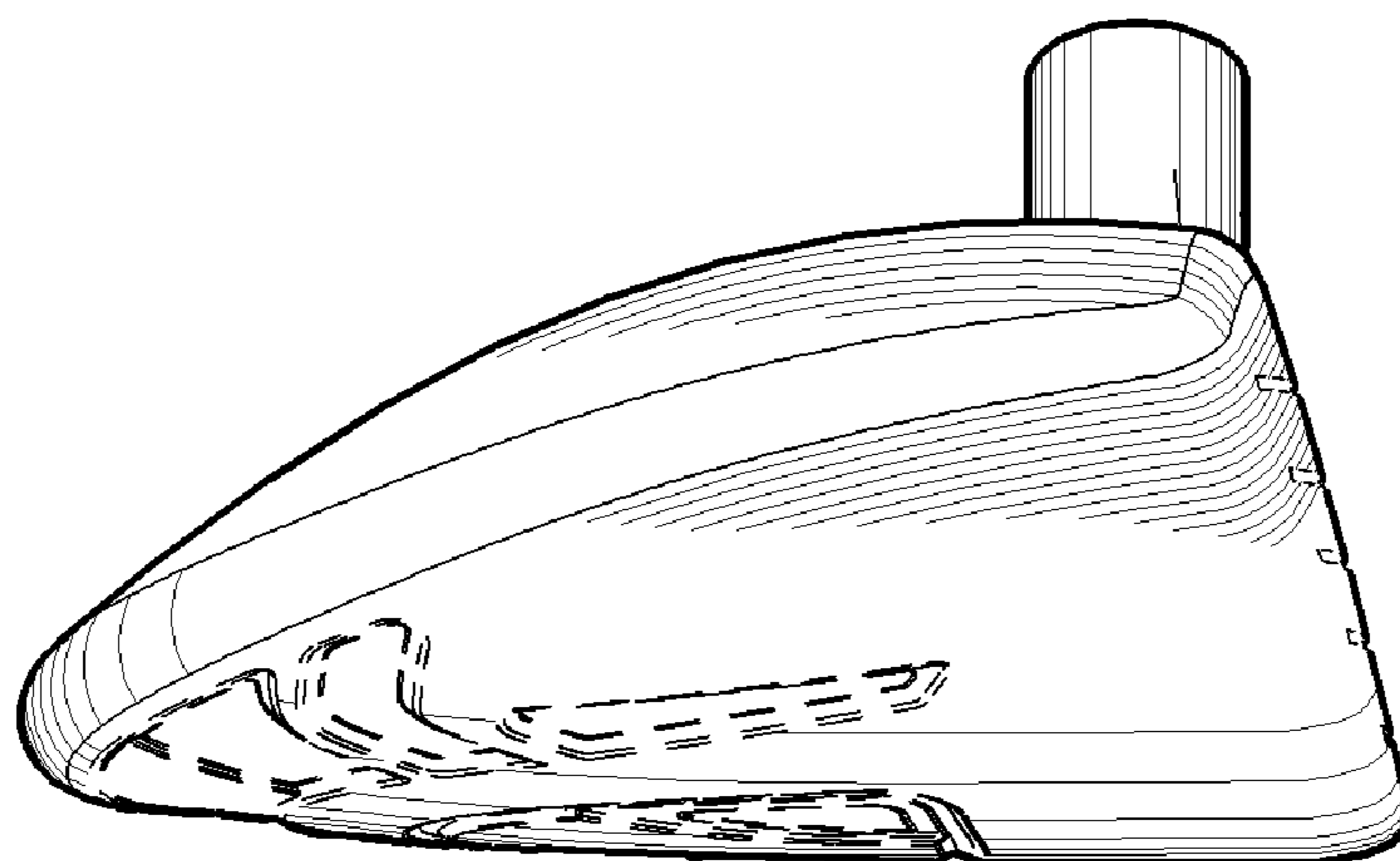


Fig. 8