



US00D567289S

(12) **United States Design Patent**
Kitamura et al.

(10) **Patent No.:** **US D567,289 S**

(45) **Date of Patent:** **** Apr. 22, 2008**

(54) **CAP FOR A MARKING PEN**

(75) Inventors: **Makiko Kitamura**, Nara (JP);
Motoharu Saito, Nara (JP); **Ryoichi Isono**, Nara (JP)

(73) Assignee: **Kuretake Co., Ltd.**, Nara (JP)

(**) Term: **14 Years**

(21) Appl. No.: **29/260,512**

(22) Filed: **May 25, 2006**

(30) **Foreign Application Priority Data**

Nov. 25, 2005 (JP) 2005-034735

(51) **LOC (8) Cl.** **19-06**

(52) **U.S. Cl.** **D19/57**

(58) **Field of Classification Search** D19/35,
D19/36, 41-51, 54-57; D27/146; 24/11 R,
24/11 F, 11 P; 401/6-8, 52, 99, 100, 104-109,
401/192, 195, 243-247, 334; 362/118
See application file for complete search history.

(56) **References Cited**

U.S. PATENT DOCUMENTS

- D266,856 S * 11/1982 Oka D19/57
- D331,260 S * 11/1992 Bannwart D19/48
- D331,940 S * 12/1992 Shirai et al. D19/51
- D349,297 S * 8/1994 Shimizu D19/57
- D385,917 S * 11/1997 Katami D19/57
- D396,729 S * 8/1998 Ham D19/43
- D398,934 S * 9/1998 Veillon D19/51
- D404,426 S * 1/1999 Takanashi D19/43
- D479,603 S * 9/2003 Tyce D24/114

- D492,027 S * 6/2004 Tyce et al. D24/114
- D492,405 S * 6/2004 Bainton D24/114
- D541,861 S * 5/2007 Qiu D19/51

FOREIGN PATENT DOCUMENTS

EP 000555479-0002 * 10/2006

* cited by examiner

Primary Examiner—Elizabeth A. Albert

Assistant Examiner—Karen E Eldridge Powers

(74) *Attorney, Agent, or Firm*—Osha Liang LLP

(57) **CLAIM**

The ornamental design for a cap for a marking pen, as shown and described.

DESCRIPTION

FIG. 1 is a perspective view of a cap for a marking pen, according to the invention.

FIG. 2 is a front view of the design according to the invention.

FIG. 3 is a rear view of the design according to the invention.

FIG. 4 is a side view of the design according to the invention.

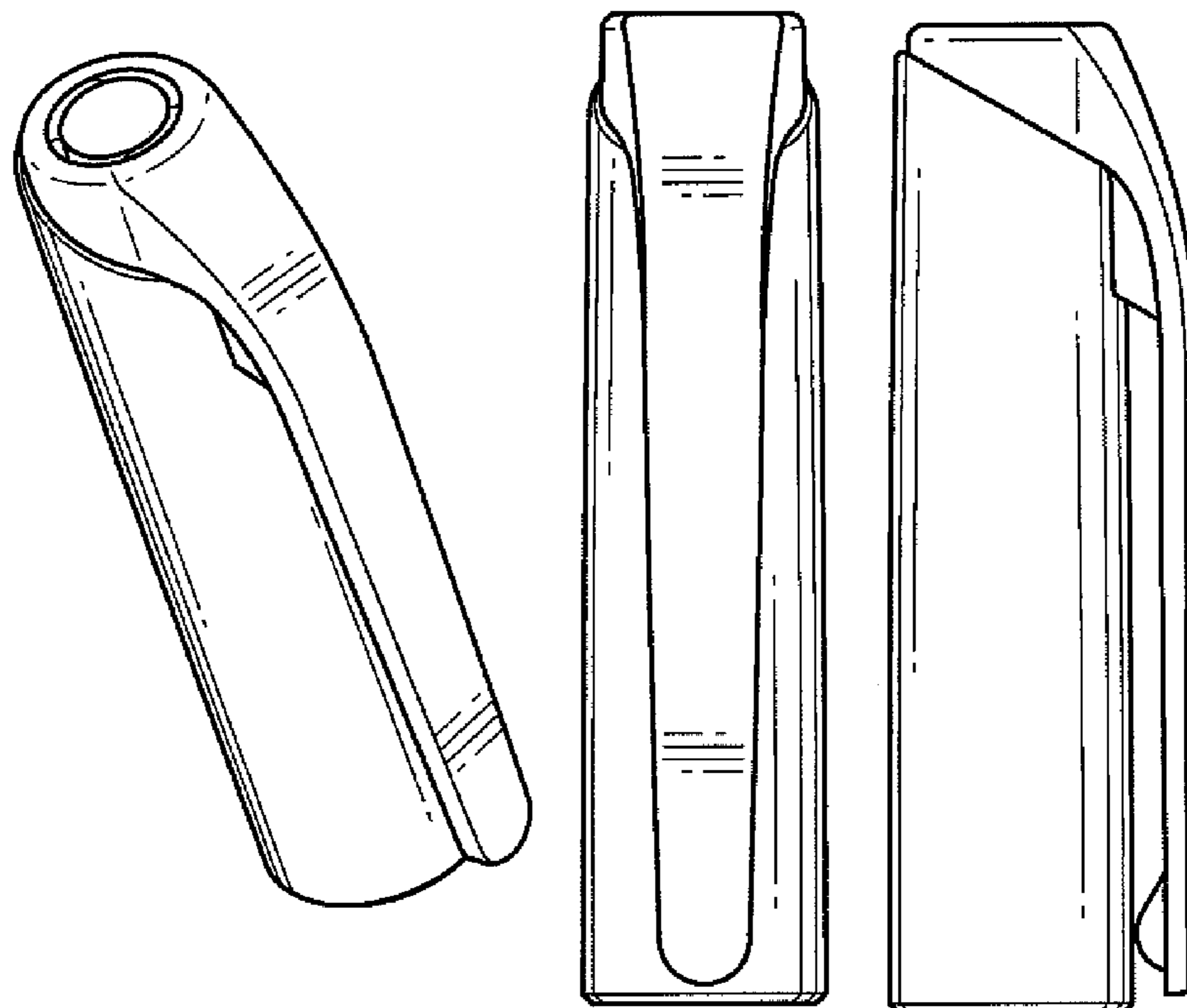
FIG. 5 is a top view of the design according to the invention.

FIG. 6 is a bottom view of the design according to the invention; and,

FIG. 7 is a cross-sectional view of the design taken along line 7—7 as shown in FIG. 6.

The broken lines are for the purpose of illustrating environmental matter and form no part of the claimed design.

1 Claim, 2 Drawing Sheets



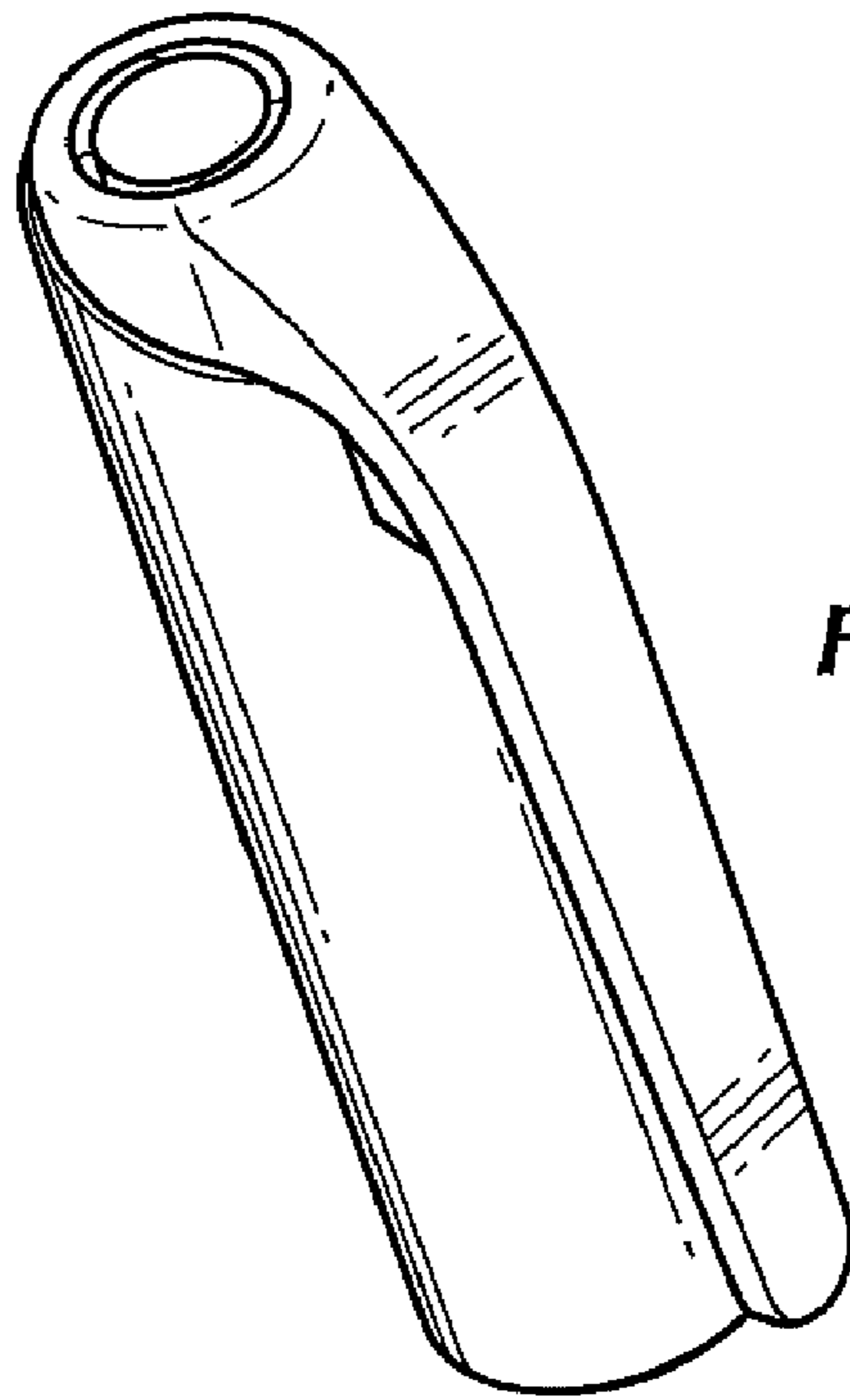


FIG. 1

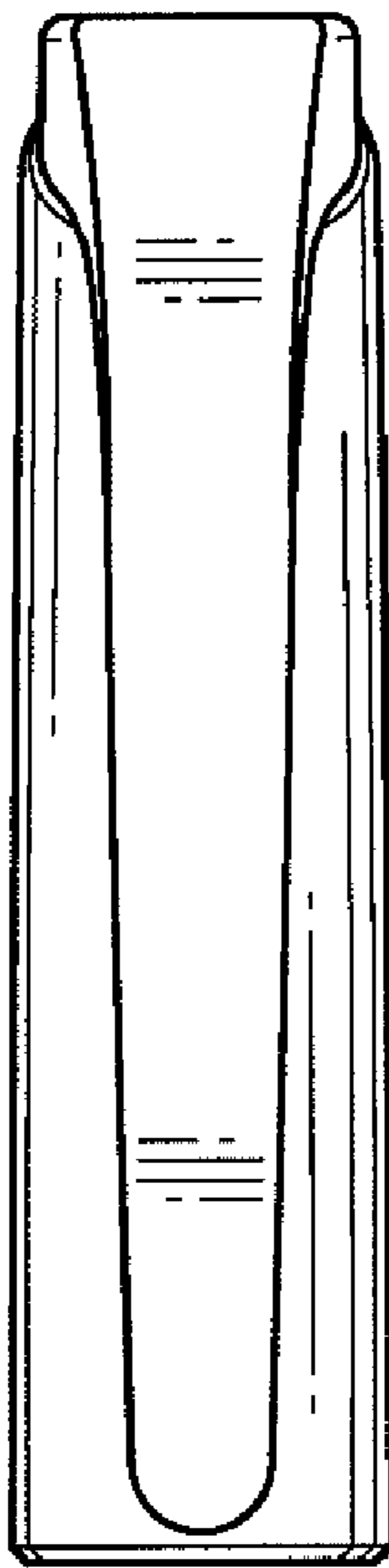


FIG. 2

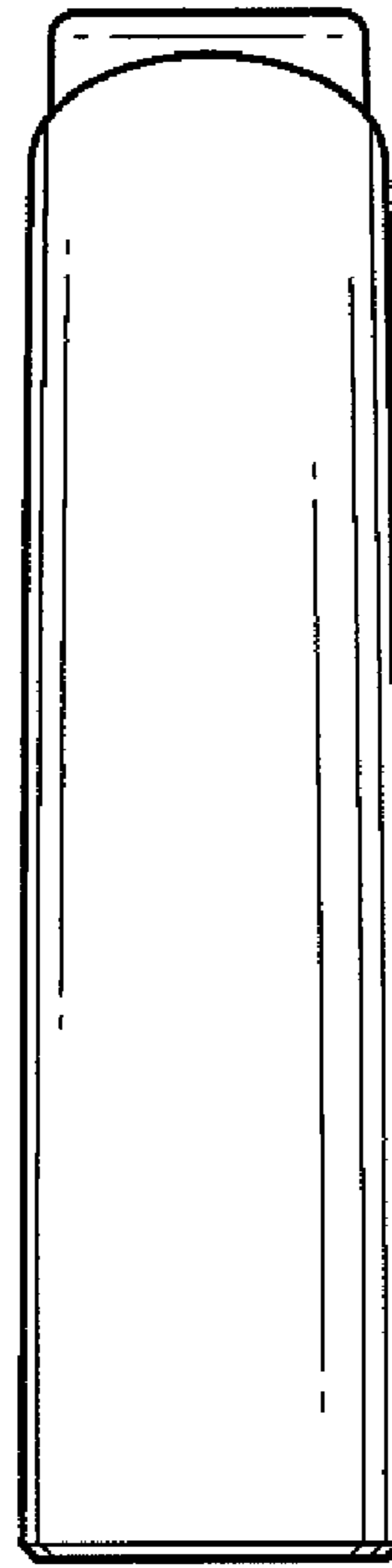


FIG. 3




FIG. 4

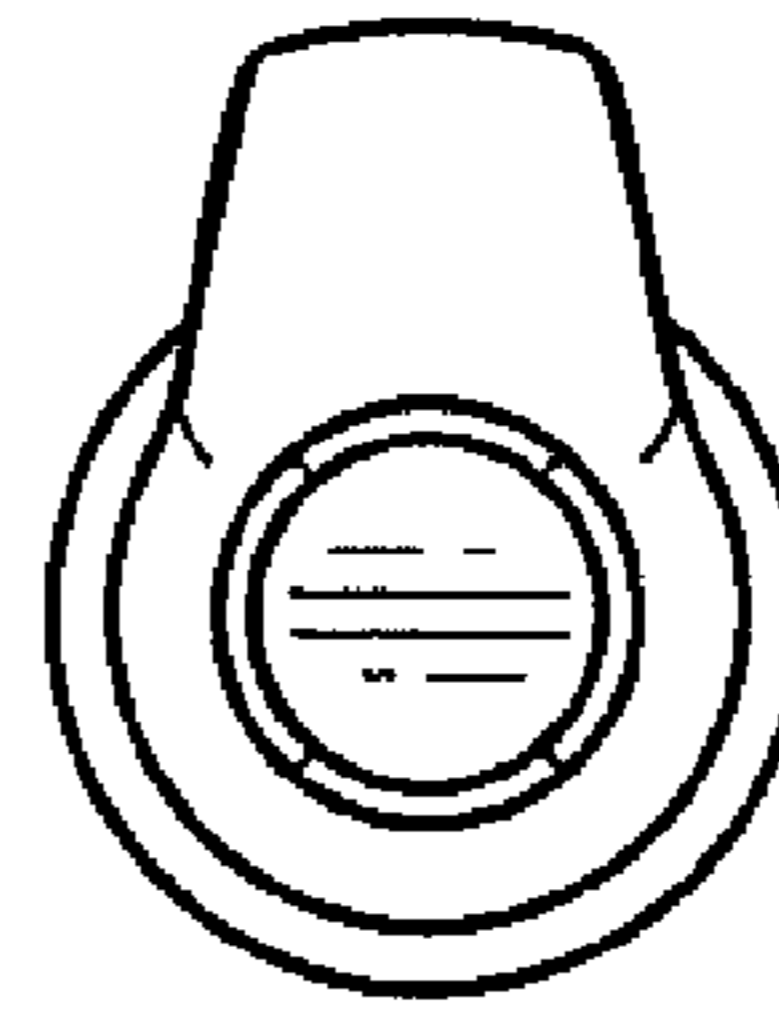


FIG. 5

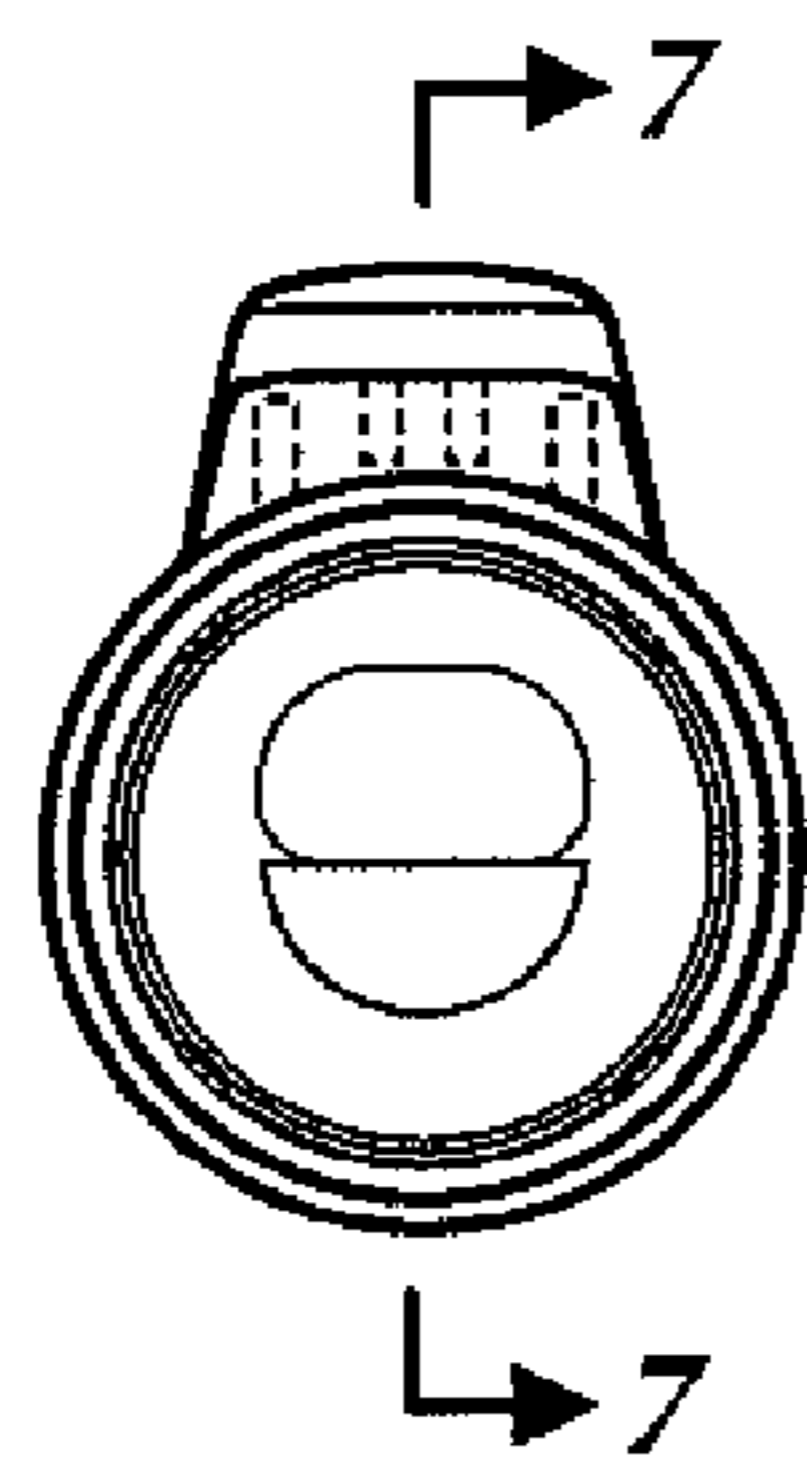


FIG. 6

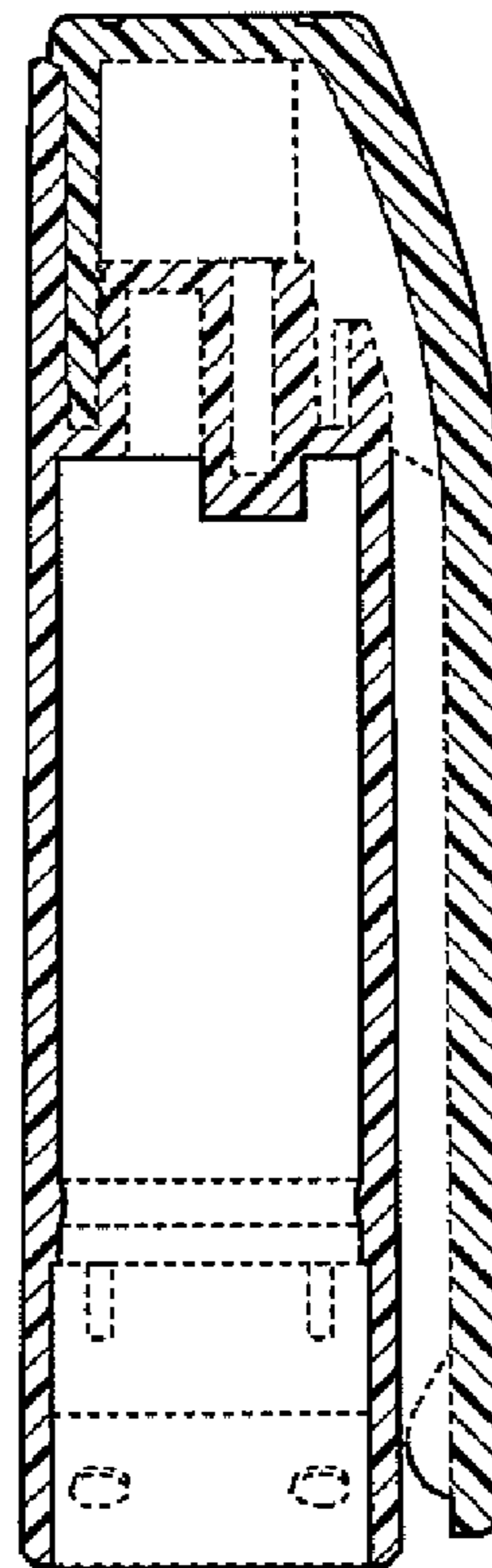


FIG. 7