



US00D567286S

(12) **United States Design Patent**
Takahashi

(10) **Patent No.:** **US D567,286 S**

(45) **Date of Patent:** **** Apr. 22, 2008**

(54) **POCKET FOLDER**

(75) Inventor: **Sotaro Takahashi**, Tokyo (JP)

(73) Assignee: **King Jim Co., Ltd.**, Tokyo (JP)

(**) Term: **14 Years**

(21) Appl. No.: **29/259,754**

(22) Filed: **May 15, 2006**

(30) **Foreign Application Priority Data**

Nov. 15, 2005 (JP) 2005-033589

(51) **LOC (8) Cl.** **19-04**

(52) **U.S. Cl.** **D19/33**

(58) **Field of Classification Search** D19/26–27,
D19/32–33, 65, 75, 86, 90–91, 100; 281/21.1,
281/22, 31, 38, 41, 45, 51; 402/63, 70
See application file for complete search history.

(56) **References Cited**

U.S. PATENT DOCUMENTS

1,495,953	A *	5/1924	Dick	281/31
3,360,027	A *	12/1967	Price	150/132
D262,891	S *	2/1982	Nast	D19/33
D298,265	S	10/1988	Snider et al.		
4,925,720	A	5/1990	Hansen		
D329,943	S	10/1992	Laszlo		
5,265,359	A	11/1993	Glazer et al.		
D352,733	S	11/1994	French et al.		
5,558,454	A	9/1996	Owen		
D378,685	S *	4/1997	French et al.	D19/33
D395,059	S *	6/1998	Bedol	D19/32
D418,161	S	12/1999	Tell		
5,997,207	A *	12/1999	Robinson	402/79
D421,050	S *	2/2000	Henrikson et al.	D19/33
6,168,340	B1	1/2001	Lehmann et al.		
6,186,332	B1 *	2/2001	Combs	206/759

(Continued)

OTHER PUBLICATIONS

U.S. Appl. No. 29/259,757, filed May 15, 2006, entitled "Double-Side Pocket Folder," Inventor: S. Takahashi.

Primary Examiner—Elizabeth A. Albert

Assistant Examiner—Kelley A. Donnelly

(74) *Attorney, Agent, or Firm*—Frishauf, Holtz, Goodman & Chick, P.C.

(57) **CLAIM**

The ornamental design for a pocket folder, as shown and described.

DESCRIPTION

FIG. 1 is a front elevational view of a pocket folder, showing my new design;

FIG. 2 is a left side elevational view thereof;

FIG. 3 is a right side elevational view thereof;

FIG. 4 is a rear elevational view thereof;

FIG. 5 is a top plan view thereof;

FIG. 6 is a bottom plan view thereof;

FIG. 7 is a top, front, left side perspective view thereof;

FIG. 8 is a cross-sectional view taken along line 8—8 of FIG. 1;

FIG. 9 is a cross-sectional view taken along line 9—9 of FIG. 1;

FIG. 10 is a front elevational view of a pocket folder made of transparent material, showing my new design, the rear view being a mirror image thereof;

FIG. 11 is a left side elevational view thereof;

FIG. 12 is a right side elevational view being a mirror image thereof;

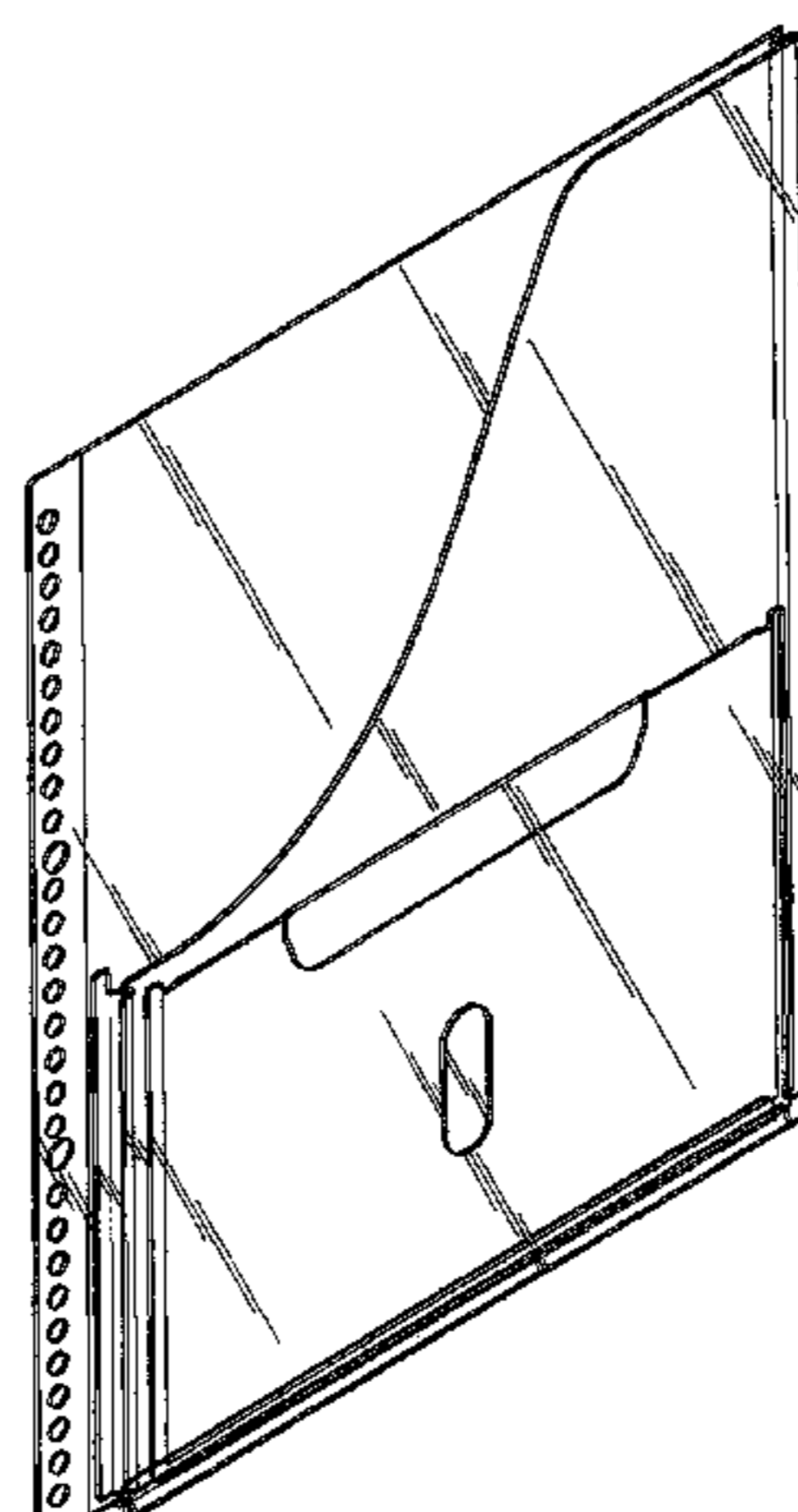
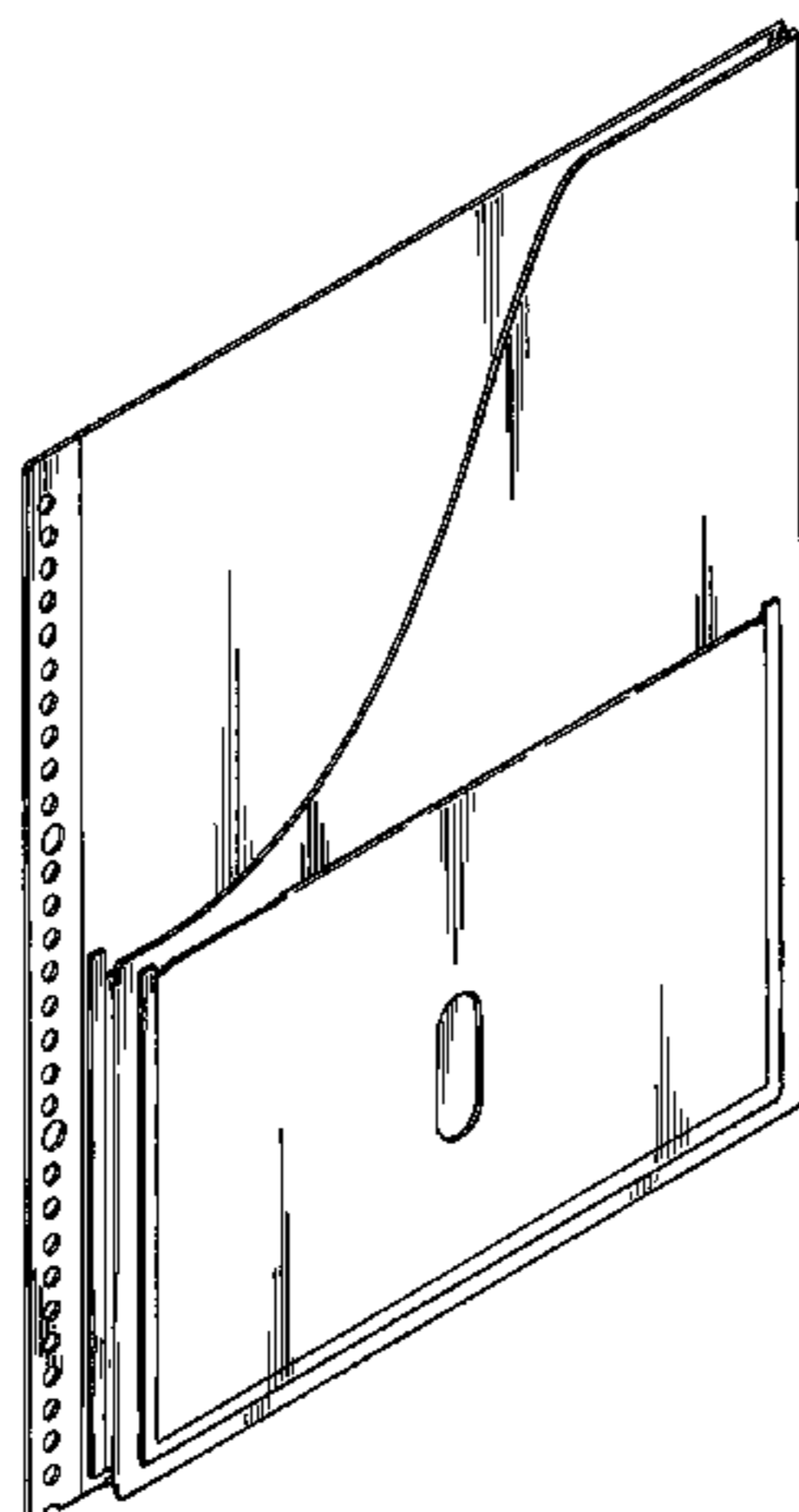
FIG. 13 is a rear elevational view thereof;

FIG. 14 is a top plan view thereof;

FIG. 15 is a bottom plan view thereof; and,

FIG. 16 is a top, front left side perspective view thereof, the cross-sectional views being the same as FIGS. 8 and 9.

1 Claim, 9 Drawing Sheets



US D567,286 S

Page 2

U.S. PATENT DOCUMENTS

D441,589 S	5/2001	Hartstone				
6,409,409 B2 *	6/2002	Bauman et al.	402/79	D491,407 S *	6/2004	Martinetti D6/626
6,416,243 B1 *	7/2002	Castro	402/73	D501,876 S *	2/2005	Parra D19/26
6,672,785 B1	1/2004	O'Hara et al.		6,942,414 B2	9/2005	Wong et al.
D490,636 S	6/2004	Bergh et al.		D522,576 S *	6/2006	Smith D19/33
D490,847 S	6/2004	Greenway		2005/0173500 A1 *	8/2005	Kranz 229/72
				2007/0210141 A1	9/2007	Cosmano

* cited by examiner

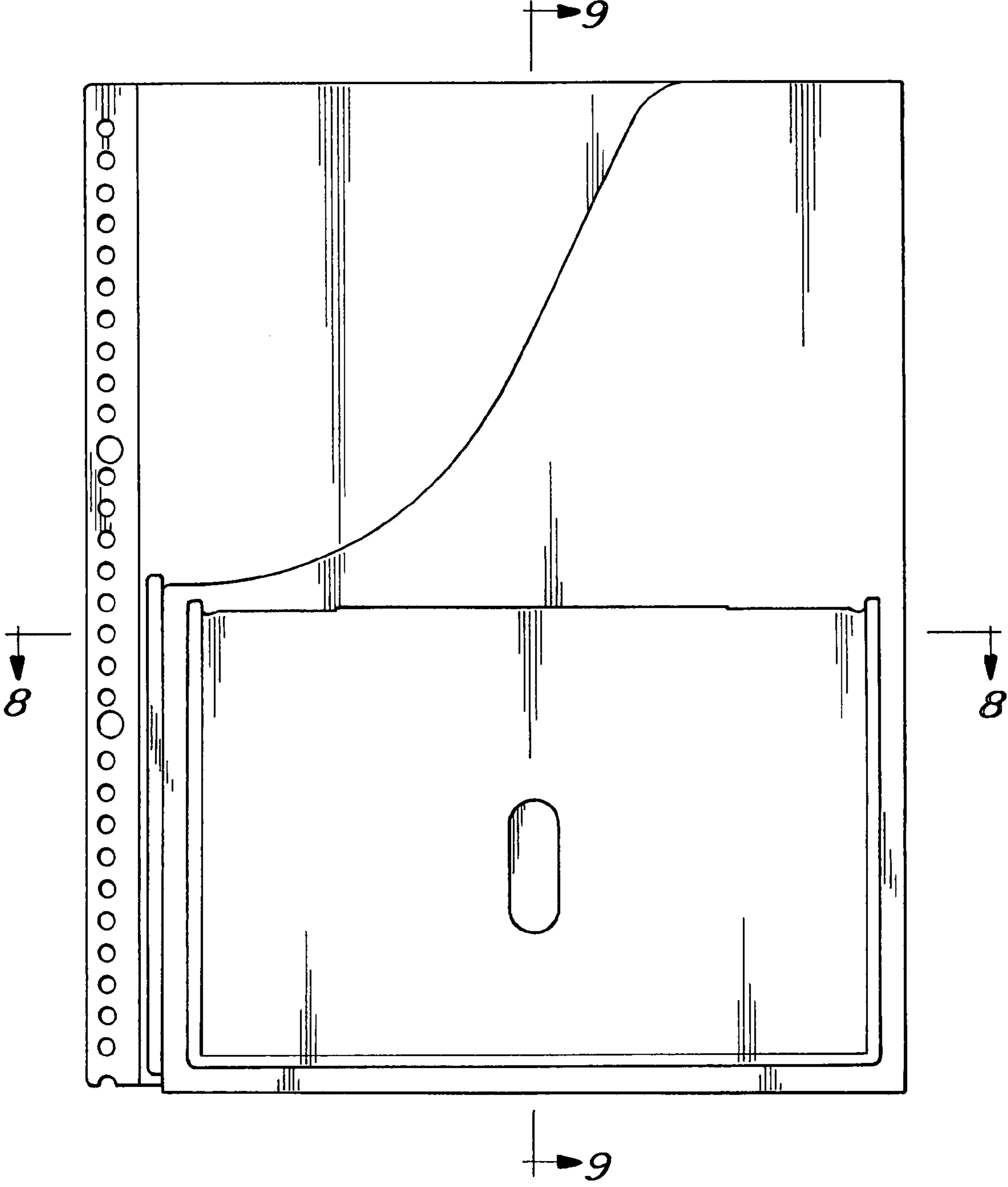


Fig. 1



Fig. 2



Fig. 3

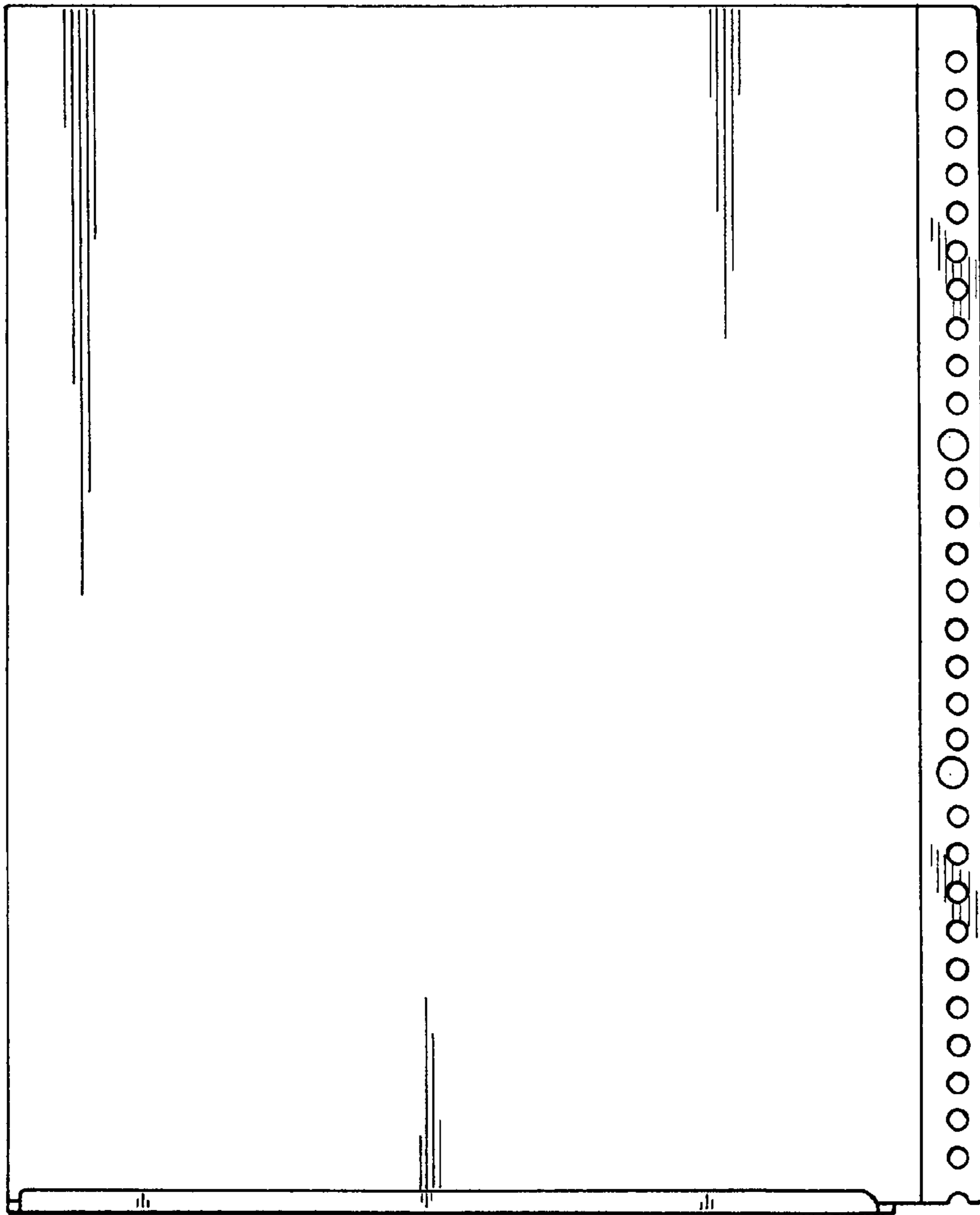


Fig. 4




Fig. 5




Fig. 6

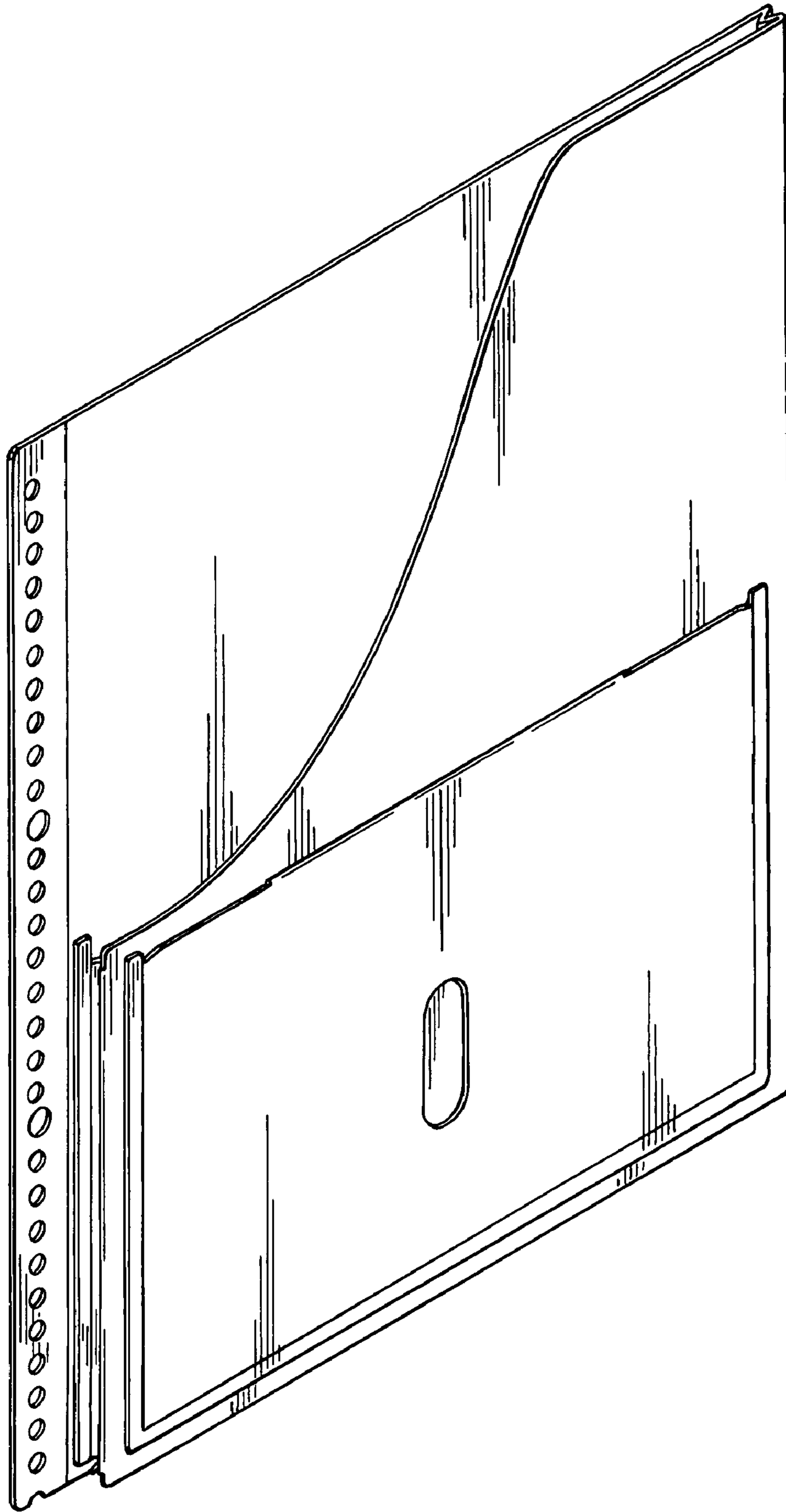


Fig. 7

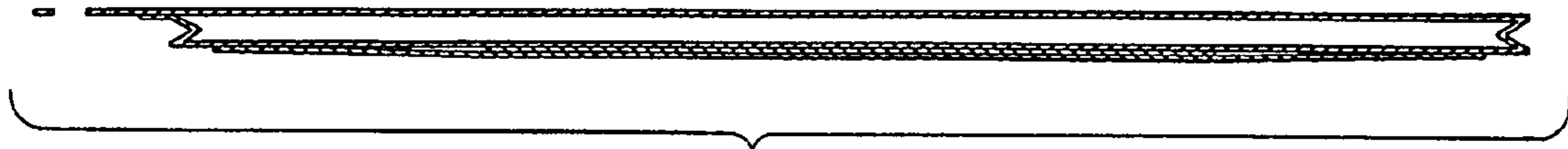


Fig. 8



Fig. 9

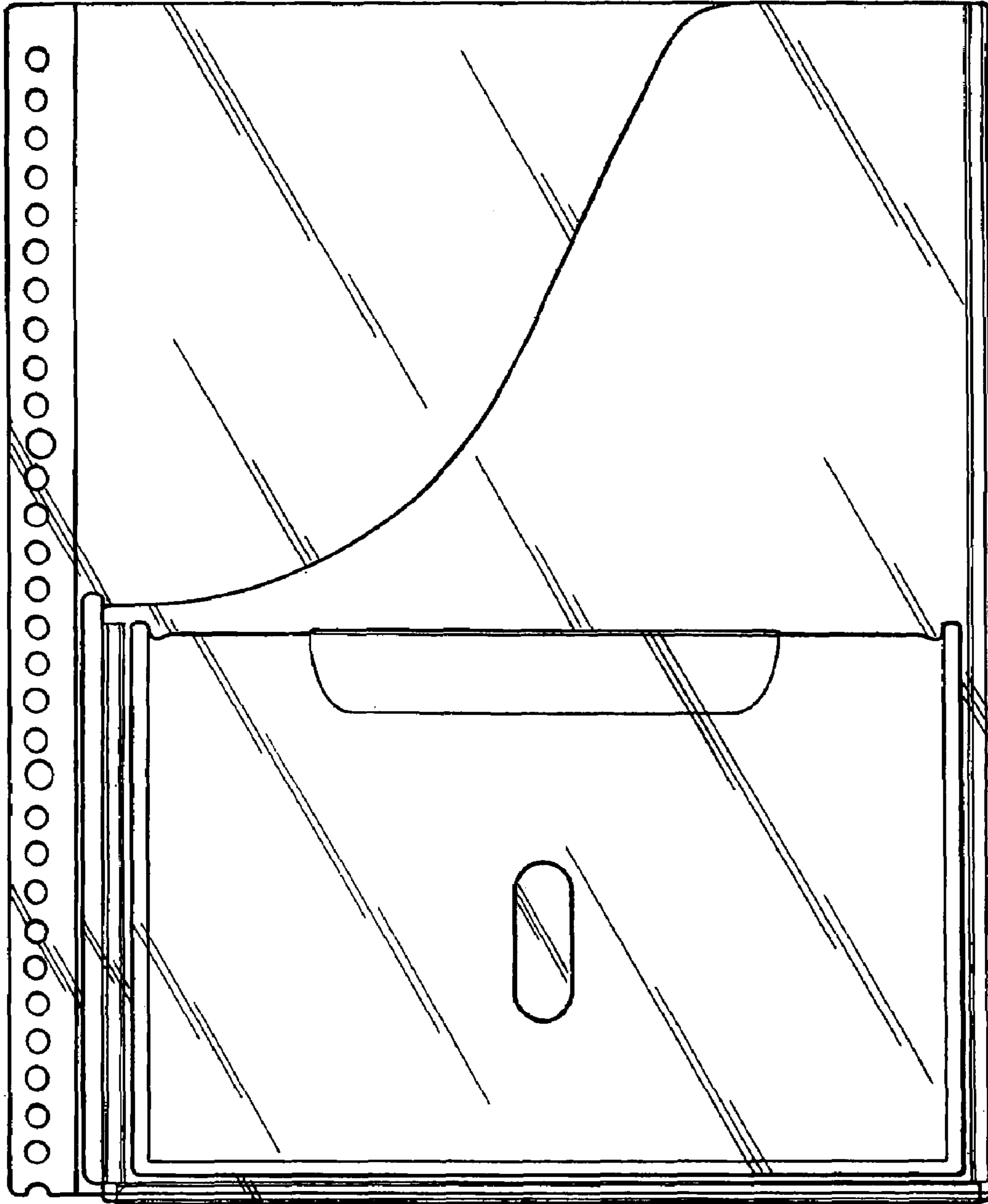


Fig. 10



Fig. 11



Fig. 12

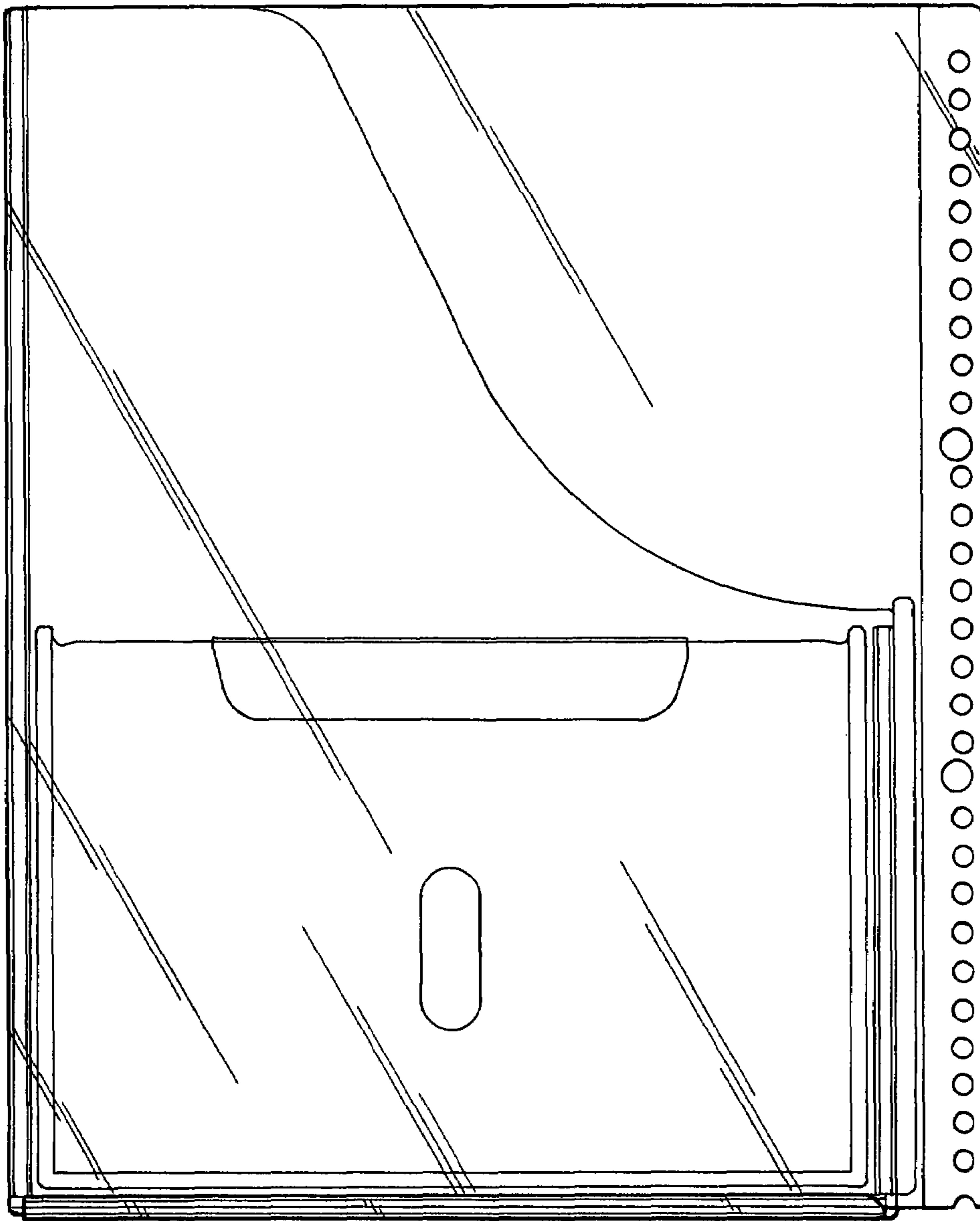


Fig. 13



Fig. 14




Fig. 15

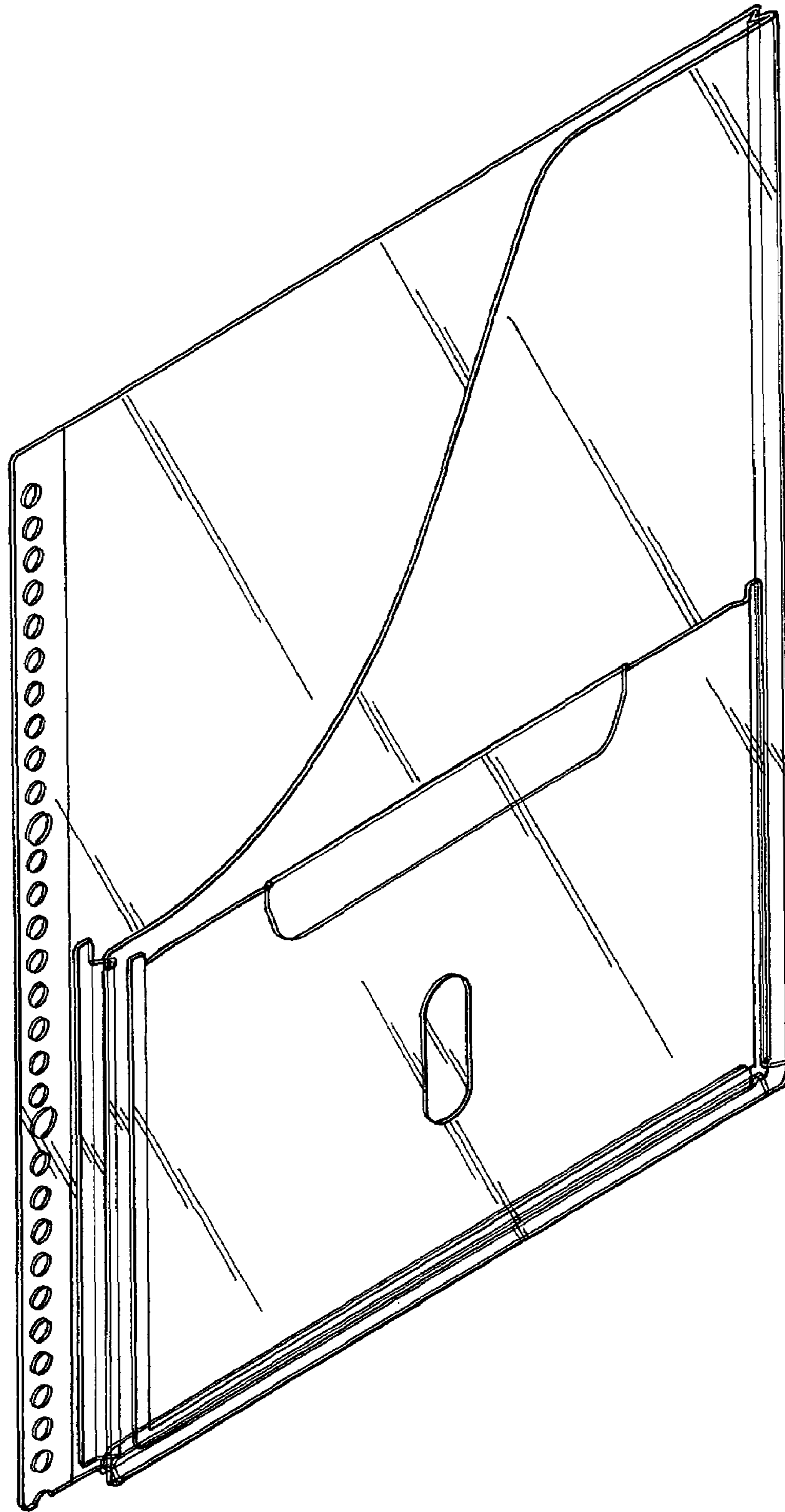


Fig. 16