

US00D567279S

(12) **United States Design Patent**
Chisolm et al.

(10) **Patent No.:** **US D567,279 S**
(45) **Date of Patent:** **** Apr. 22, 2008**

(54) **EYEWEAR RETAINER**
(75) Inventors: **Beirne Chisolm**, Salt Lake City, UT (US); **John Bishop**, Sandy, UT (US); **Lee Scott**, Meridian, ID (US)

5,369,452 A 11/1994 Williams
RE34,836 E 1/1995 Murrell
D354,759 S * 1/1995 Wolff D16/339
5,379,928 A 1/1995 Mikkelsen
5,414,907 A * 5/1995 Kiapos 24/3.3
D359,927 S * 7/1995 Cook D11/100
5,575,042 A 11/1996 Kalbach

(73) Assignee: **Chums, Inc.**, Salt Lake City, UT (US)

(**) Term: **14 Years**

(Continued)

(21) Appl. No.: **29/280,376**

OTHER PUBLICATIONS

(22) Filed: **May 24, 2007**

Chisco-Chums, 2007 Product Guide, pp. 3-18, Chisco-Chums, USA.

(51) **LOC (8) Cl.** **16-06**

(52) **U.S. Cl.** **D16/339**

(58) **Field of Classification Search** D16/123,
D16/126, 128, 311, 309, 312, 330, 335, 336,
D16/339; D11/1-11, 44, 48, 49, 50, 53,
D11/69, 71, 75, 79, 80, 81, 82, 85, 86, 97,
D11/99, 100; 428/50, 100, 15, 16, 79; D12/199;
40/299; D20/10, 11; 351/41, 43, 51, 52,
351/66, 156, 157, 158; 63/1.1, 2; D3/207,
D3/208, 209, 210, 211; D2/866; 24/3.3;
D8/38

Primary Examiner—T. Chase Nelson
Assistant Examiner—Barbara B Lohr
(74) *Attorney, Agent, or Firm*—Bateman IP Law Group

See application file for complete search history.

(57) **CLAIM**

The ornamental design for an eyewear retainer, as shown and described.

(56) **References Cited**

DESCRIPTION

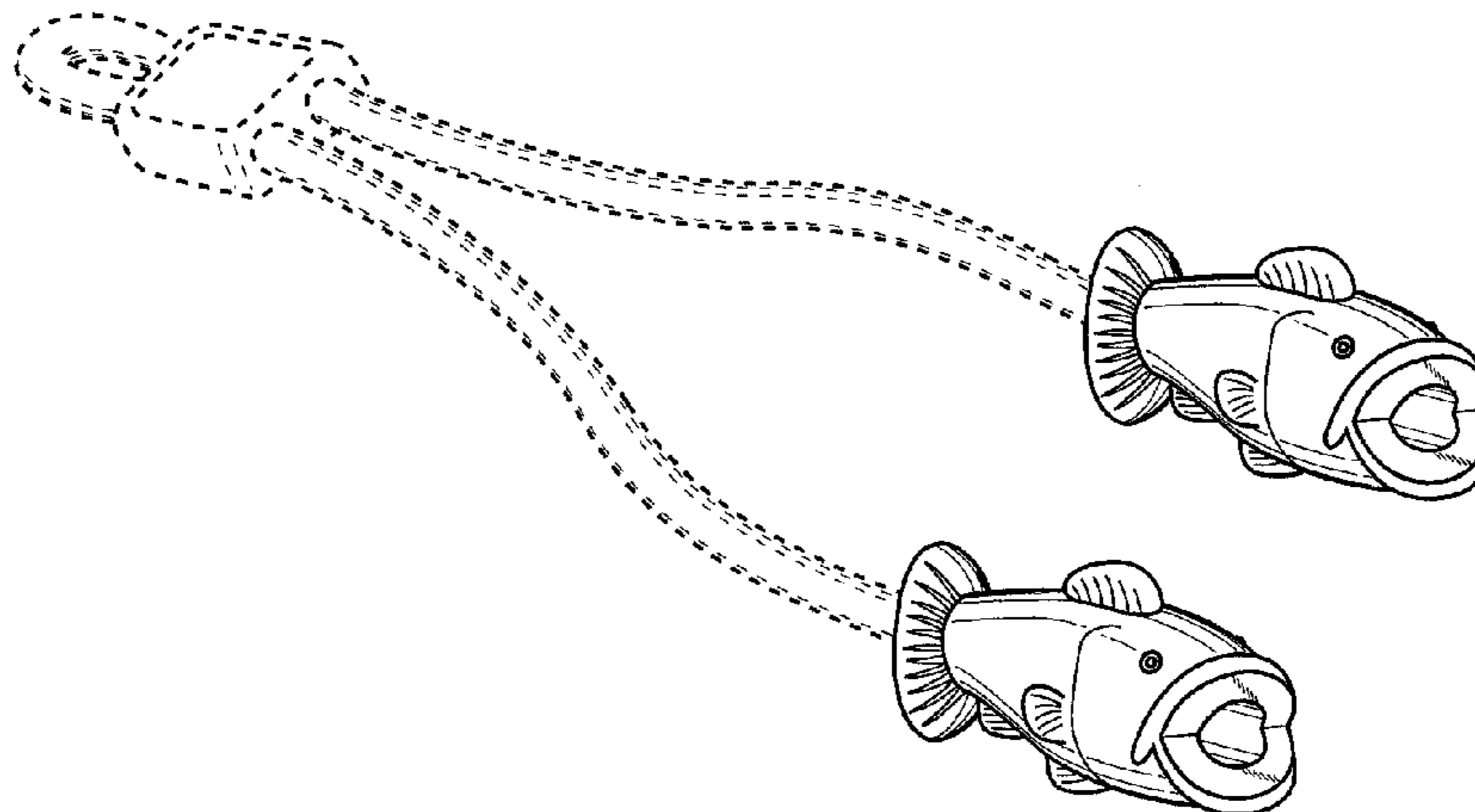
U.S. PATENT DOCUMENTS

1,819,738 A 8/1931 Daniels
2,539,922 A 1/1951 Nyberg
D173,890 S * 1/1955 Bays D8/38
2,704,961 A 3/1955 Weil
D247,806 S * 5/1978 Krecic D11/82
D269,862 S * 7/1983 Meyer D11/82
4,541,696 A 9/1985 Winger et al.
4,657,364 A 4/1987 Murrell
4,696,556 A 9/1987 Perry, III
D309,619 S 7/1990 Kalbach
4,978,210 A 12/1990 Lundbeck
5,002,381 A 3/1991 Murrell
5,087,118 A * 2/1992 Gill 351/156
D324,871 S * 3/1992 Cordet et al. D16/309
D328,908 S * 8/1992 Kalbach D16/123
5,202,707 A 4/1993 Halbridge

FIG. 1 shows a perspective view of an eyewear retainer;
FIG. 2 shows a right side view of the eyewear retainer of FIG. 1;
FIG. 3 shows a left side view of the eyewear retainer of FIG. 1;
FIG. 4 shows a top view of the eyewear retainer of FIG. 1;
FIG. 5 shows a bottom view of the eyewear retainer of FIG. 1;
FIG. 6 shows an end view of the eyewear retainer of FIG. 1; and,
FIG. 7 shows an opposing end of the eyewear retainer of FIG. 1.

The broken lines are included for the purpose of illustrating environment and form no part of the claimed design.

1 Claim, 4 Drawing Sheets



US D567,279 S

Page 2

U.S. PATENT DOCUMENTS

5,628,092	A	5/1997	Harris et al.				
5,655,263	A *	8/1997	Stoller	24/3.3			
5,655,264	A	8/1997	Davancens				
D403,346	S *	12/1998	Roberts	D16/339			
D411,562	S	6/1999	Riley				
D411,967	S *	7/1999	Philipson	D11/86			
D420,039	S	2/2000	Carey et al.				
6,024,446	A	2/2000	Hall et al.				
D429,756	S	8/2000	Desrosiers				
D437,609	S	2/2001	Riley				
6,182,334	B1	2/2001	Davancens				
D456,870	S	5/2002	Suissa				
6,449,777	B1	9/2002	Montague				
6,478,419	B1	11/2002	McDaniel				
D467,416	S *	12/2002	Kalbach	D3/215			
6,520,635	B1 *	2/2003	Ignatowski	351/52			
6,533,413	B2	3/2003	Wright et al.				
D477,835	S *	7/2003	Liu	D16/339			
6,644,808	B1	11/2003	Liu				
6,761,448	B2 *	7/2004	Ghim	351/43			
6,764,177	B1 *	7/2004	Chisolm	351/157			

* cited by examiner

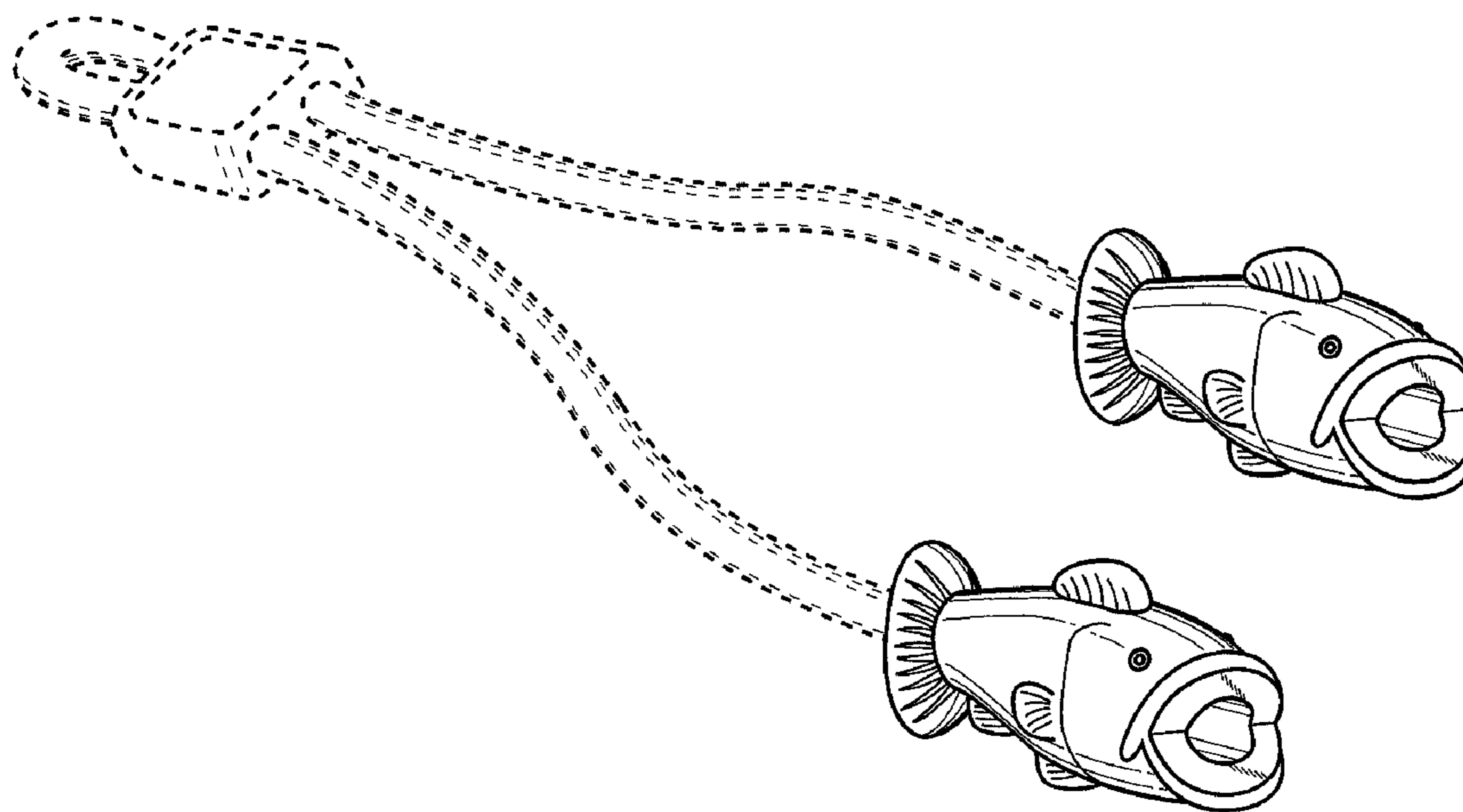


Fig. 1

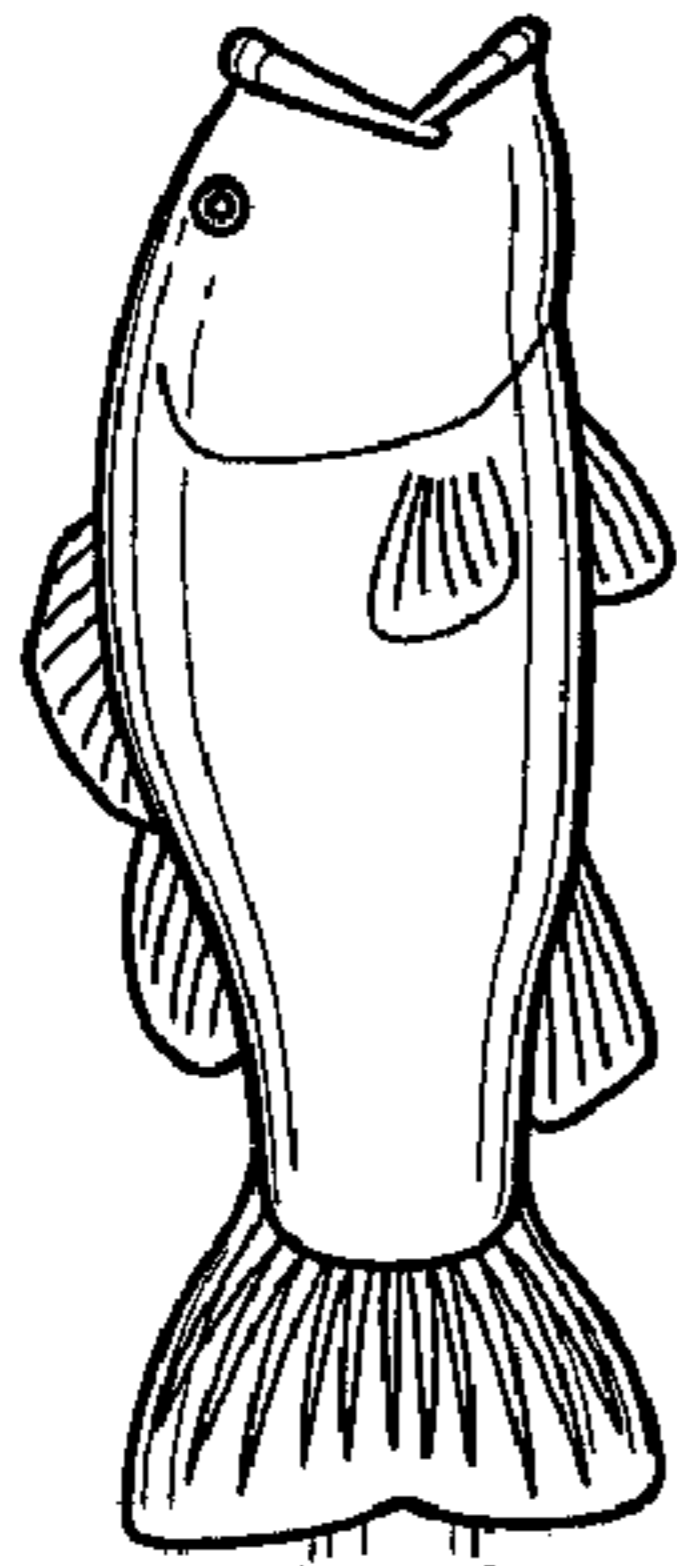


Fig. 2

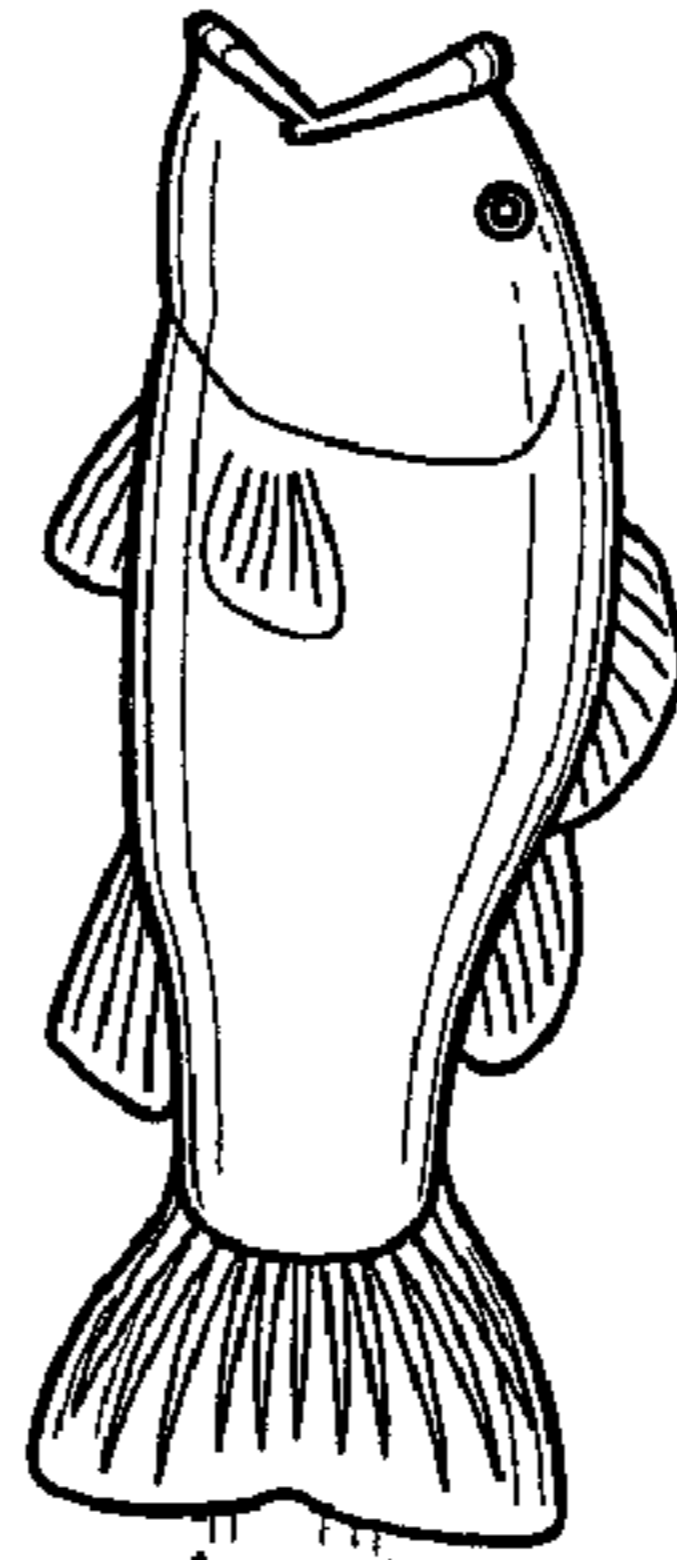


Fig. 3



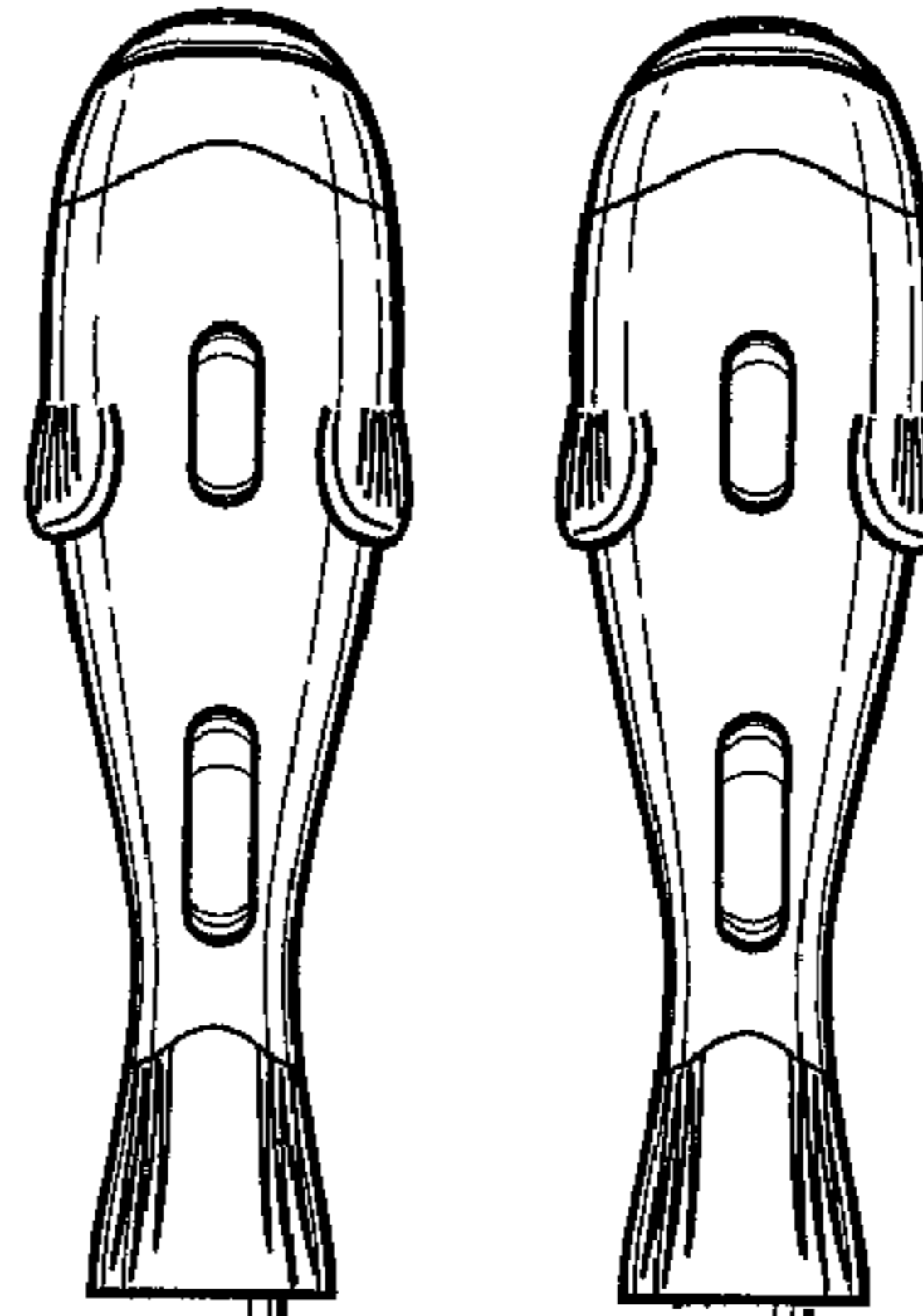
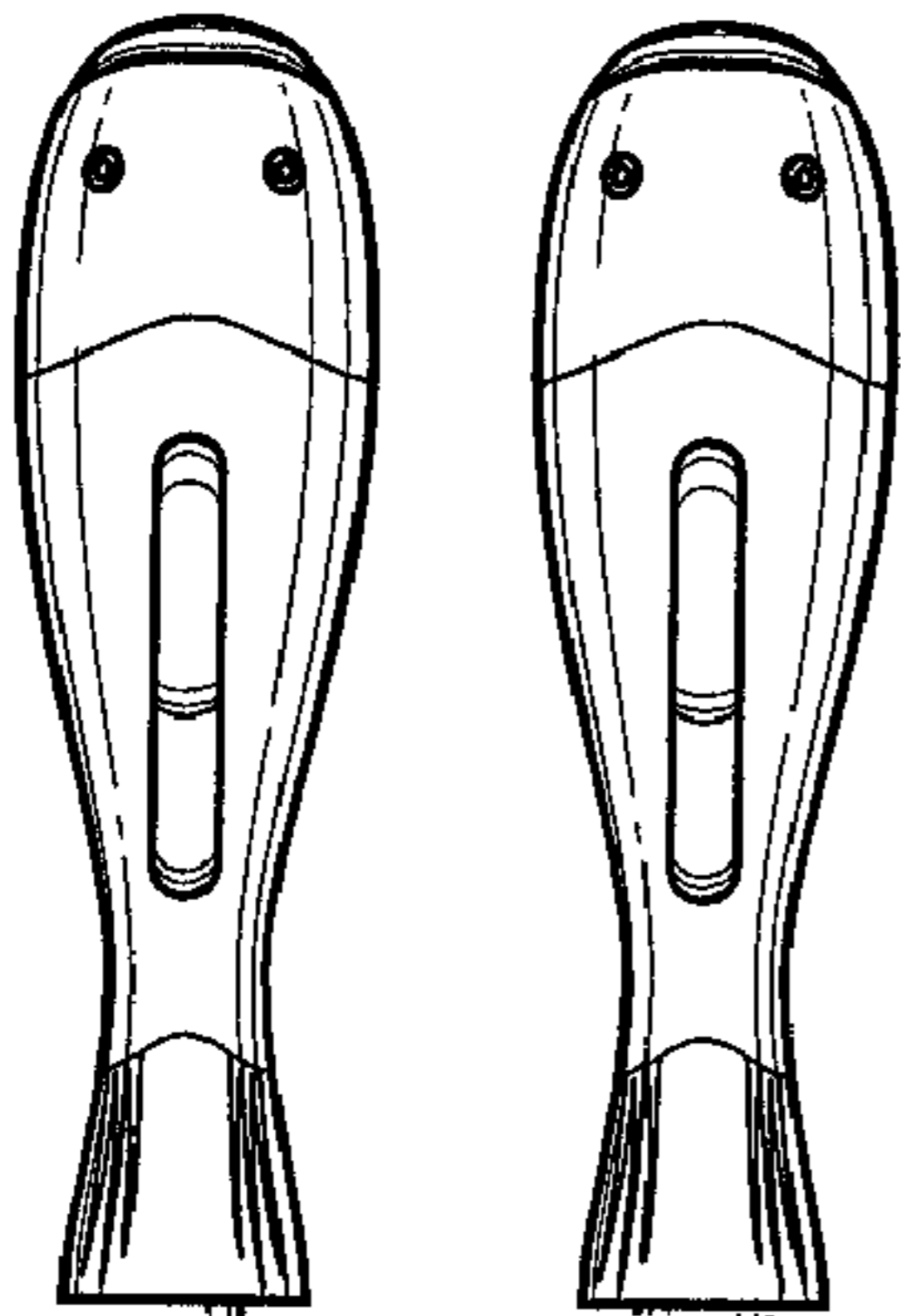

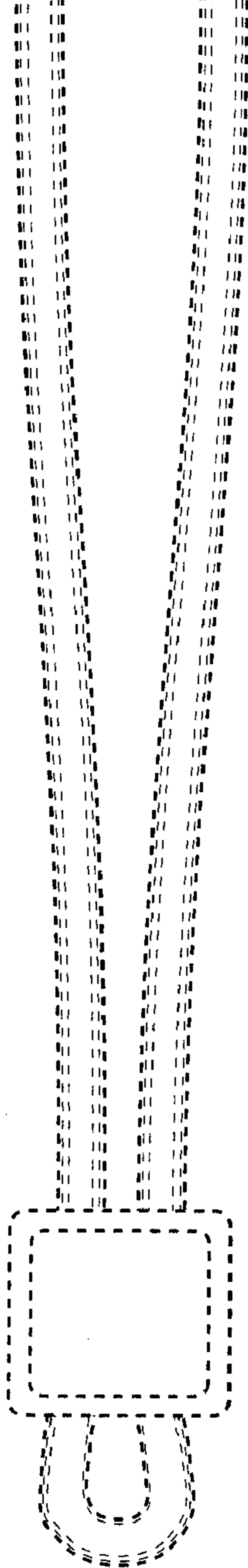


Fig. 4

Fig. 5



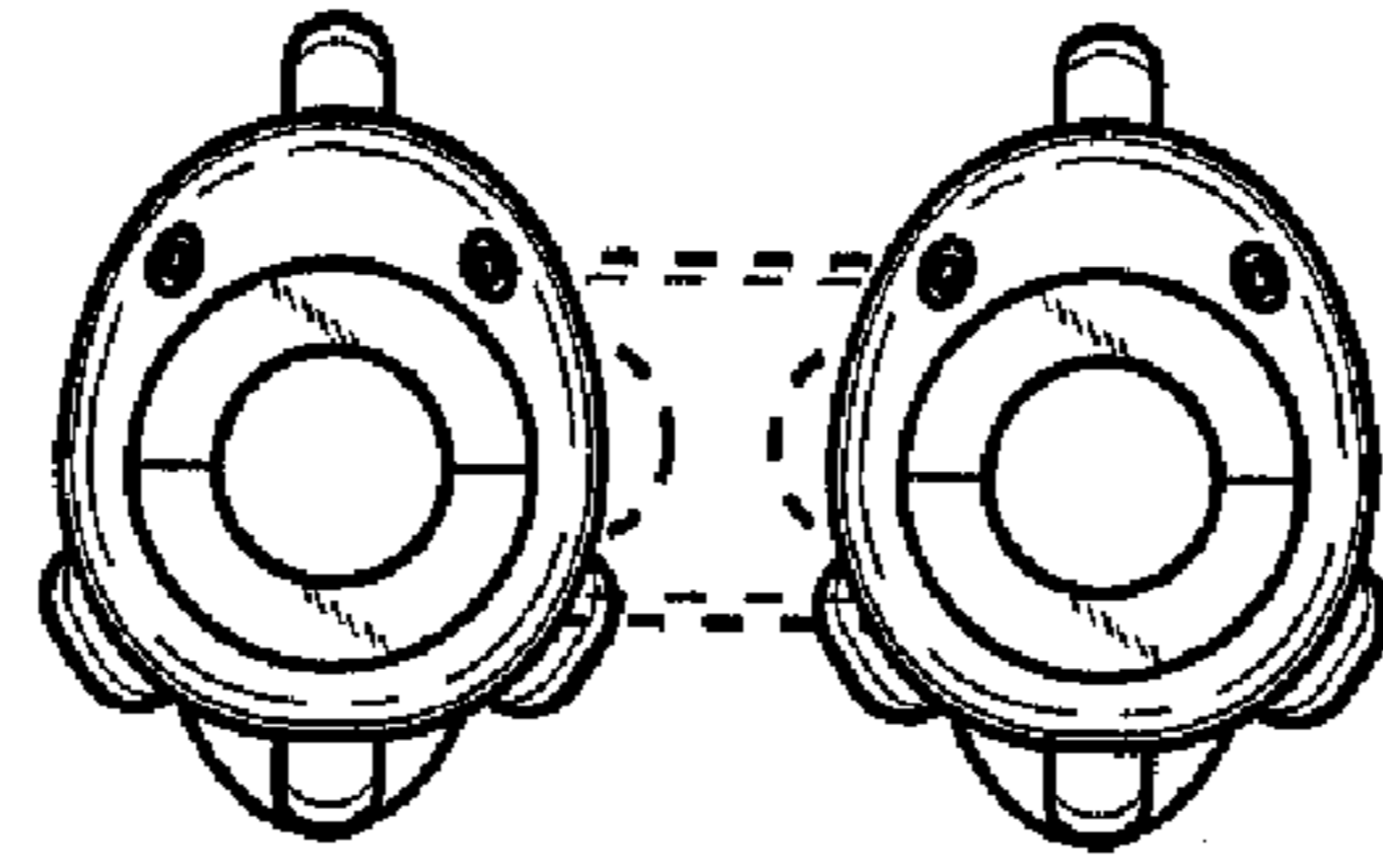


Fig. 6

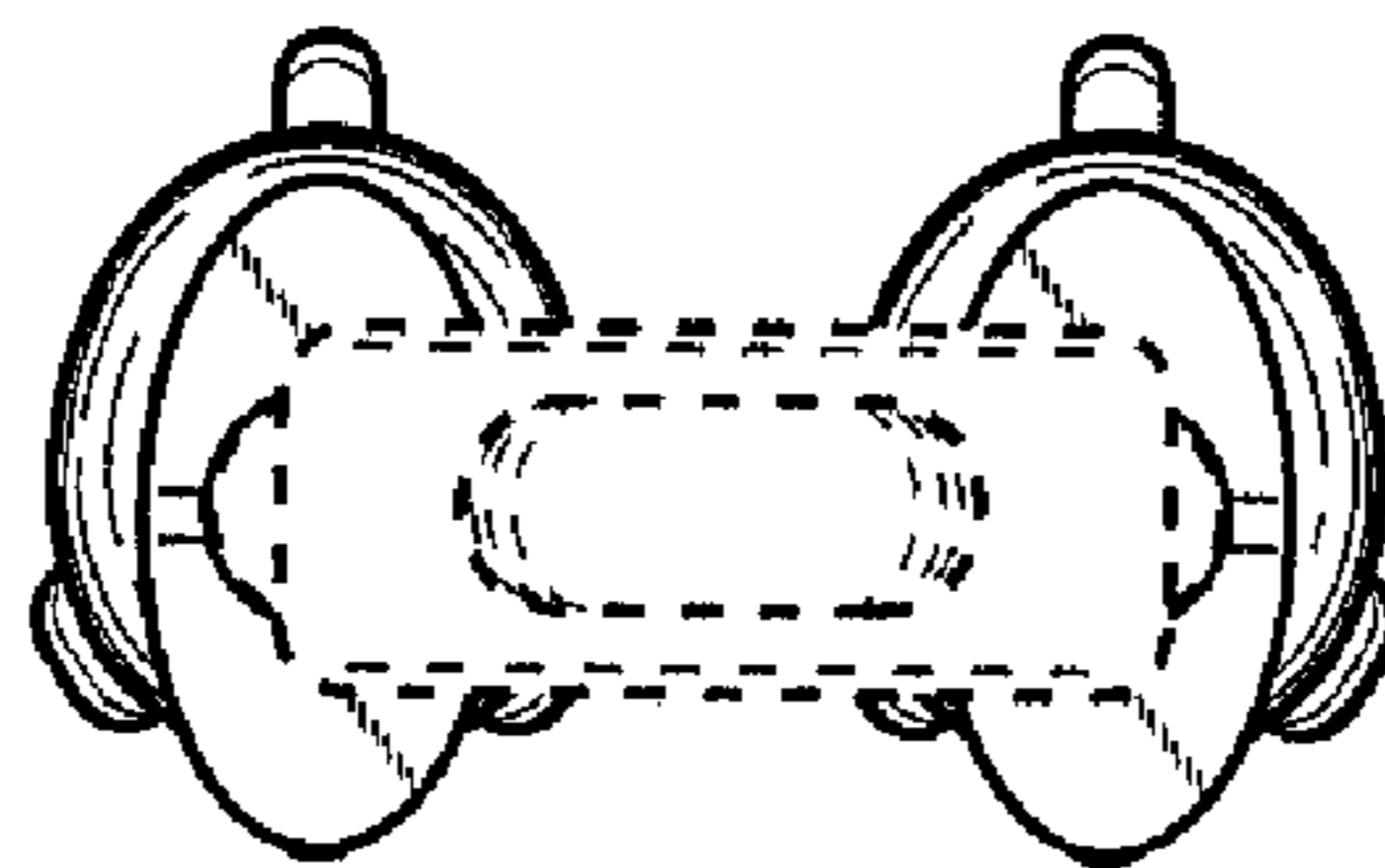


Fig. 7