



US00D567273S

(12) **United States Design Patent**
Okamoto et al.

(10) **Patent No.:** **US D567,273 S**

(45) **Date of Patent:** **** Apr. 22, 2008**

(54) **AUTOMATIC TABLET PACKING MACHINE**

(75) Inventors: **Yasutoshi Okamoto**, Osaku-fu (JP);
Akihiro Mochizuki, Osaka-fu (JP)

(73) Assignee: **Sanyo Electric Co.**, Osaka-fu (JP)

(**) Term: **14 Years**

(21) Appl. No.: **29/276,806**

(22) Filed: **Feb. 6, 2007**

(51) **LOC (8) Cl.** **15-09**

(52) **U.S. Cl.** **D15/145**

(58) **Field of Classification Search** D6/445;
D10/97; D15/145, 146, 199; D20/4; 53/131.4,
53/167, 202, 279, 284.5, 284.7, 370.7, 370.9,
53/381.1, 426, 550, 563, 565; 493/184
See application file for complete search history.

(56) **References Cited**

U.S. PATENT DOCUMENTS

| | | | |
|----------------|--------|---------------------|---------|
| D301,890 S * | 6/1989 | Silbersky | D15/145 |
| 5,097,652 A * | 3/1992 | Inamura et al. | 53/493 |
| D372,487 S * | 8/1996 | Brewer et al. | D15/145 |
| 5,709,063 A * | 1/1998 | Yuyama et al. | 53/154 |
| 6,898,919 B2 * | 5/2005 | Kim | 53/154 |
| D517,438 S * | 3/2006 | Sato et al. | D10/97 |

| | | | |
|-------------------|--------|-----------------------|----------|
| 2003/0056467 A1 * | 3/2003 | Kim | 53/167 |
| 2004/0134043 A1 * | 7/2004 | Uema et al. | 24/297 |
| 2004/0182044 A1 * | 9/2004 | Kim | 53/131.4 |
| 2005/0122010 A1 * | 6/2005 | Kobayashi et al. | 312/209 |
| 2005/0145644 A1 * | 7/2005 | Mori et al. | 221/242 |

* cited by examiner

Primary Examiner—Antoine D. Davis

Assistant Examiner—Patricia Palasik

(74) *Attorney, Agent, or Firm*—McHale & Slavin, P.A.

(57) **CLAIM**

The ornamental design for an automatic tablet packing machine, as shown and described.

DESCRIPTION

FIG. 1 is a front view of the automatic tablet packing machine of the instant invention;

FIG. 2 is a rear view thereof;

FIG. 3 is a top view thereof;


FIG. 4 is a bottom view thereof;

FIG. 5 is a right-side view thereof;

FIG. 6 is a left-side view thereof; and,

FIG. 7 is a perspective view thereof.

1 Claim, 6 Drawing Sheets



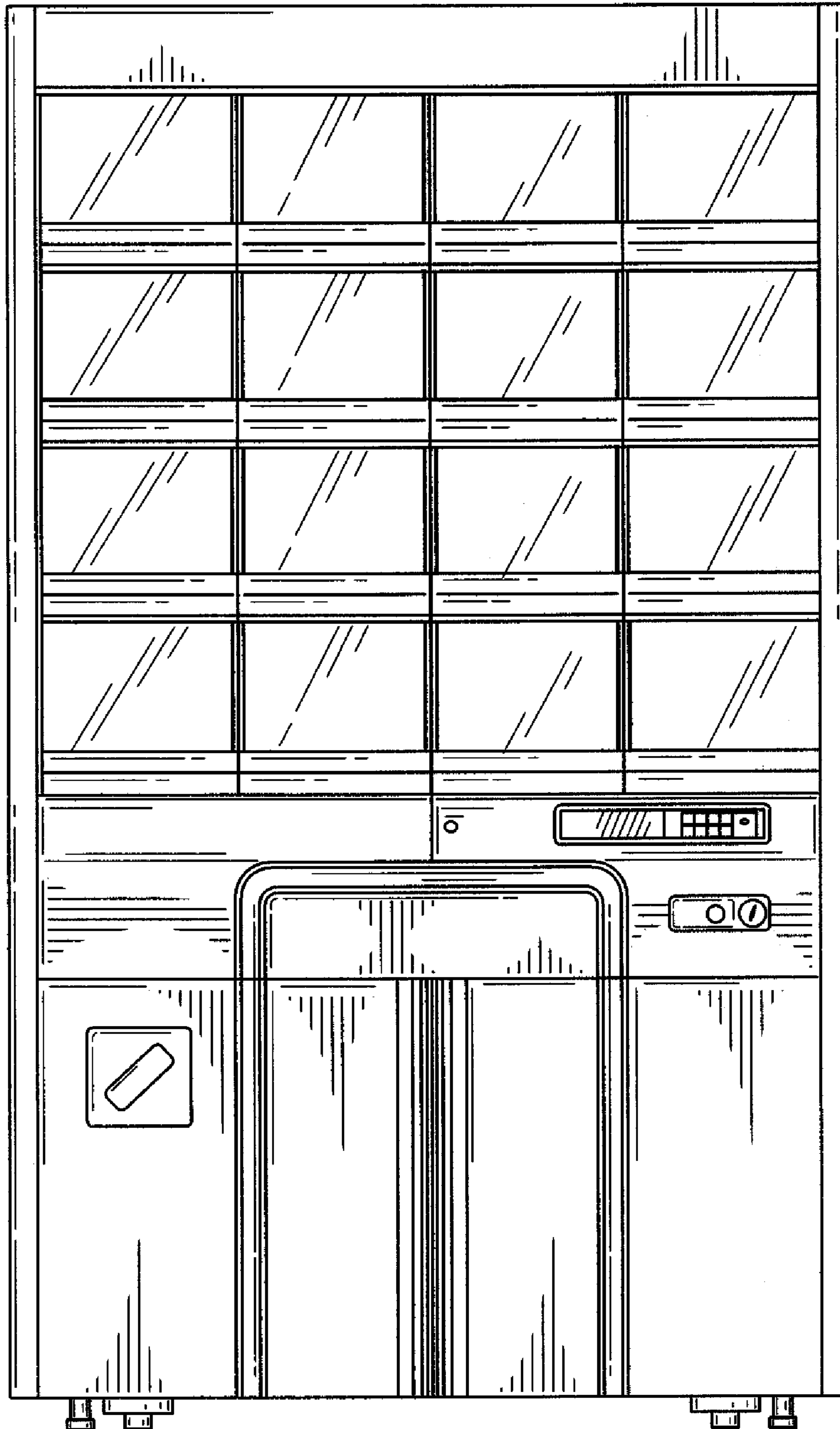


FIG. 1

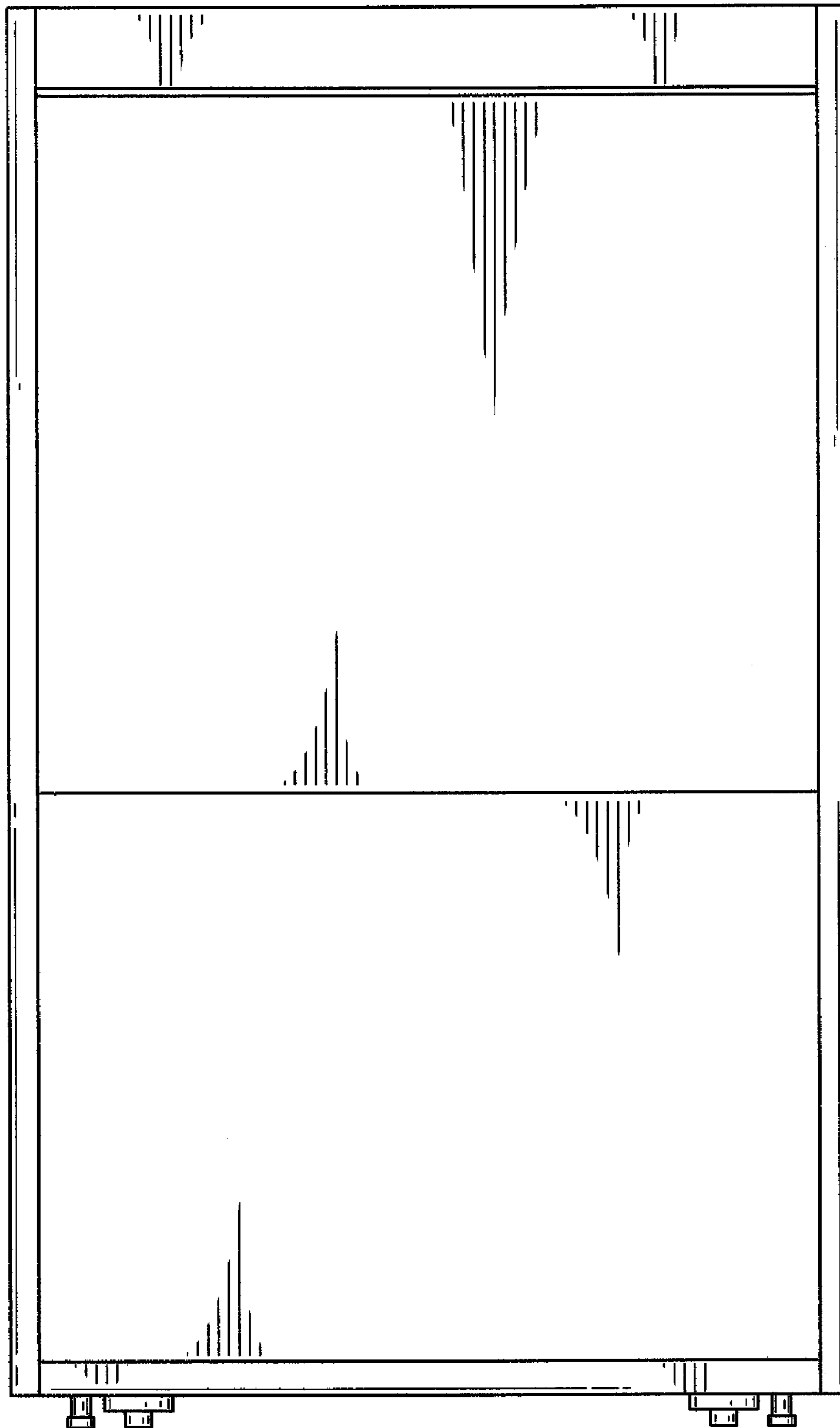


FIG. 2

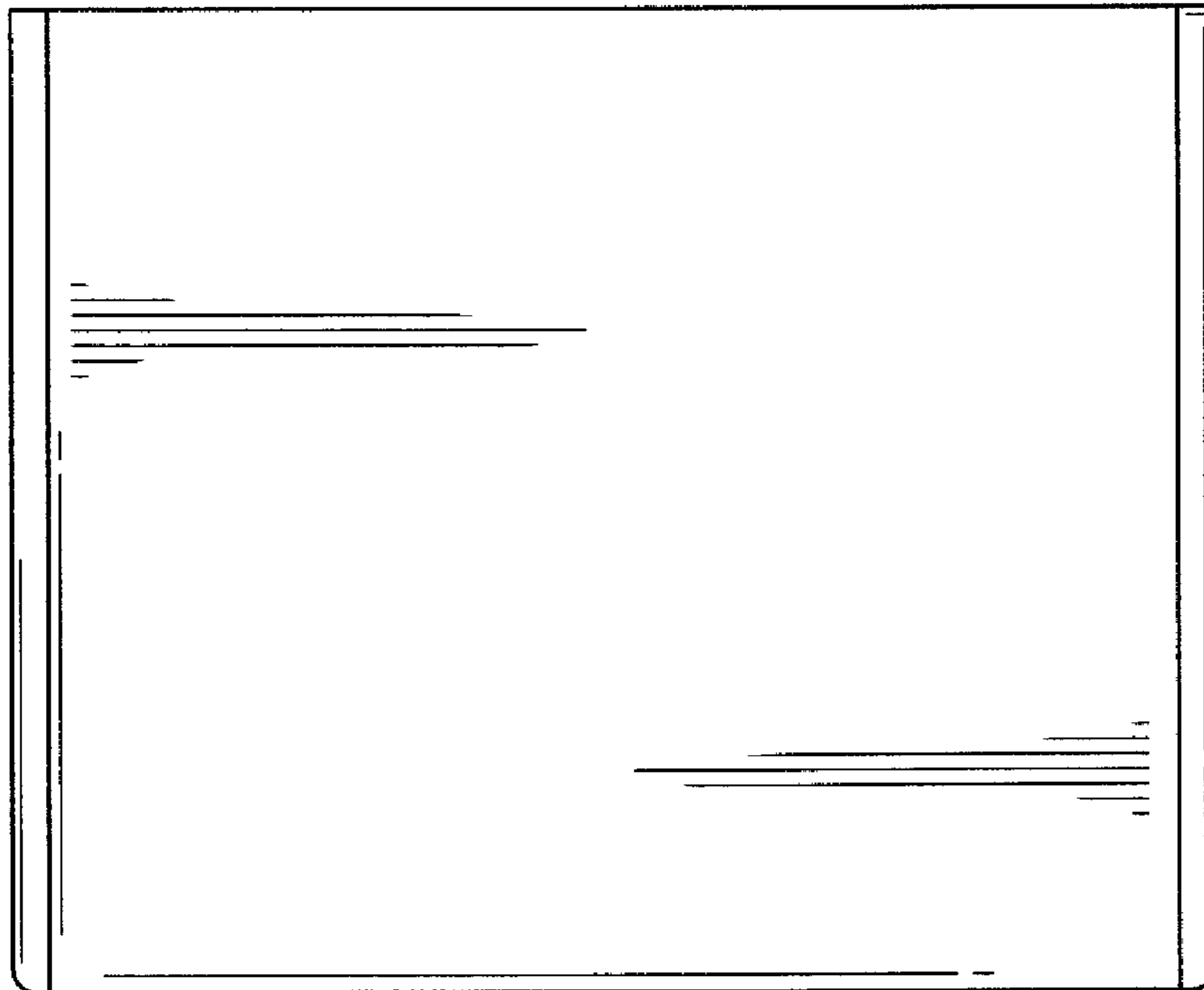


FIG. 3

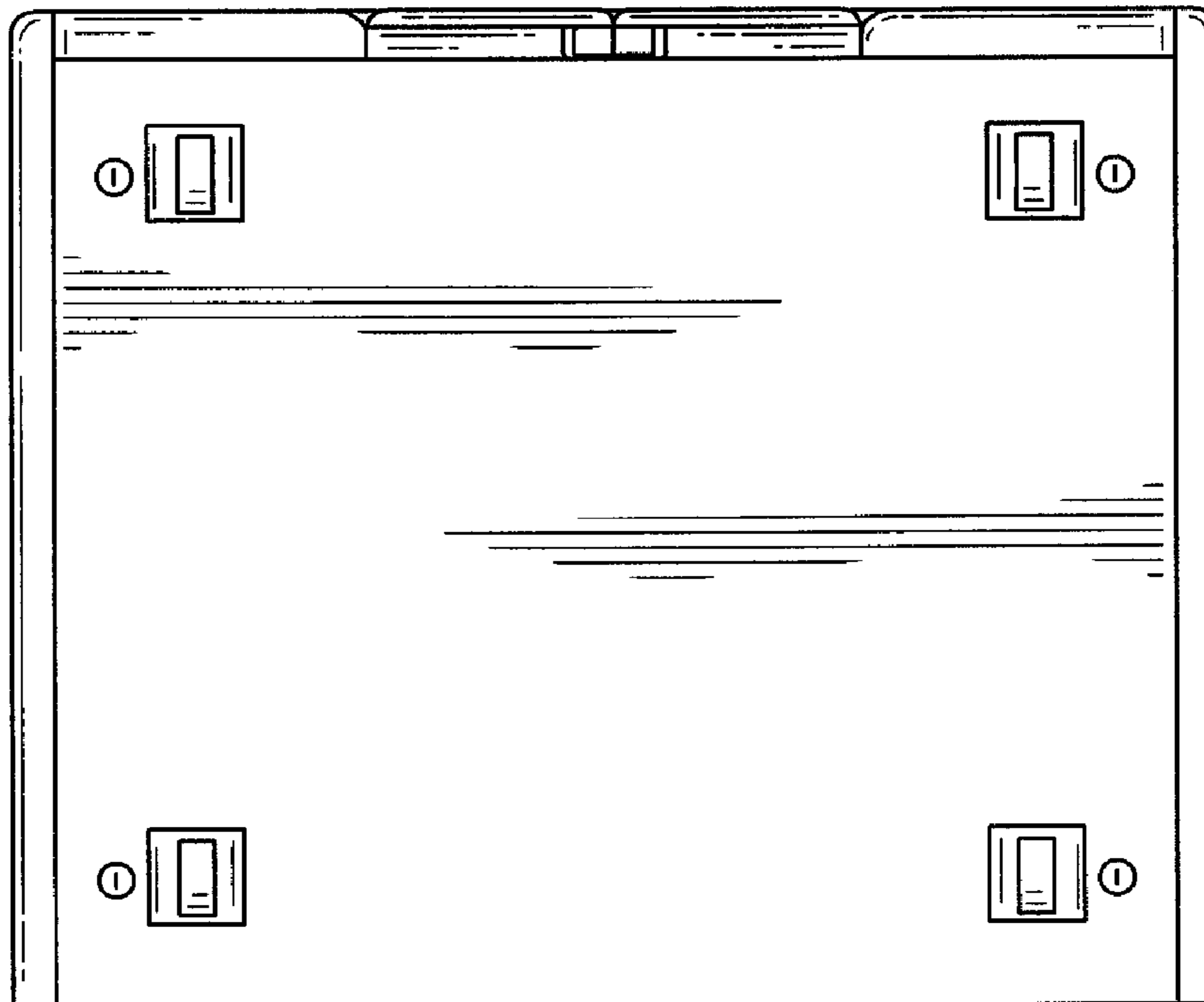


FIG. 4

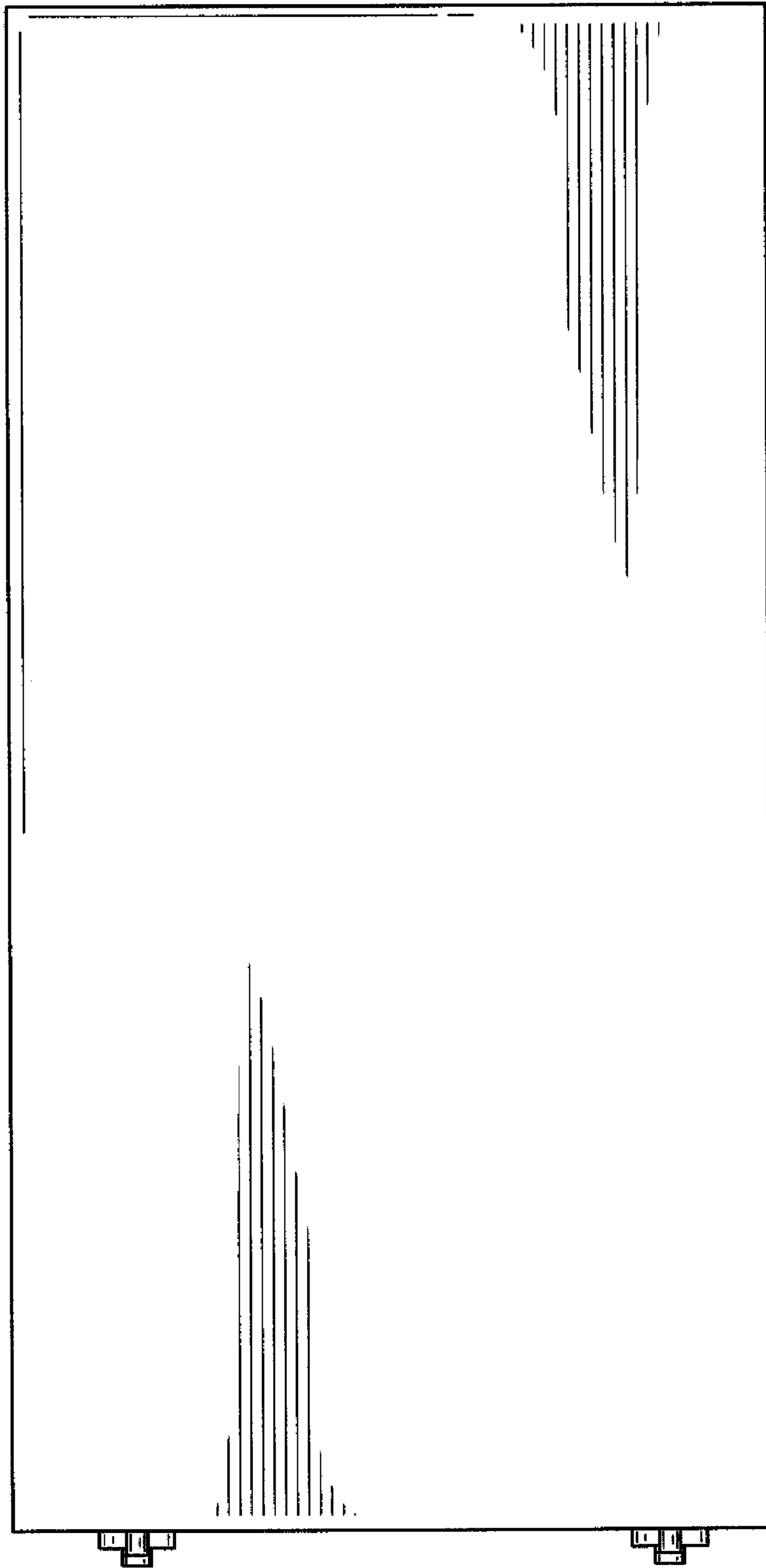


FIG. 5




FIG. 6

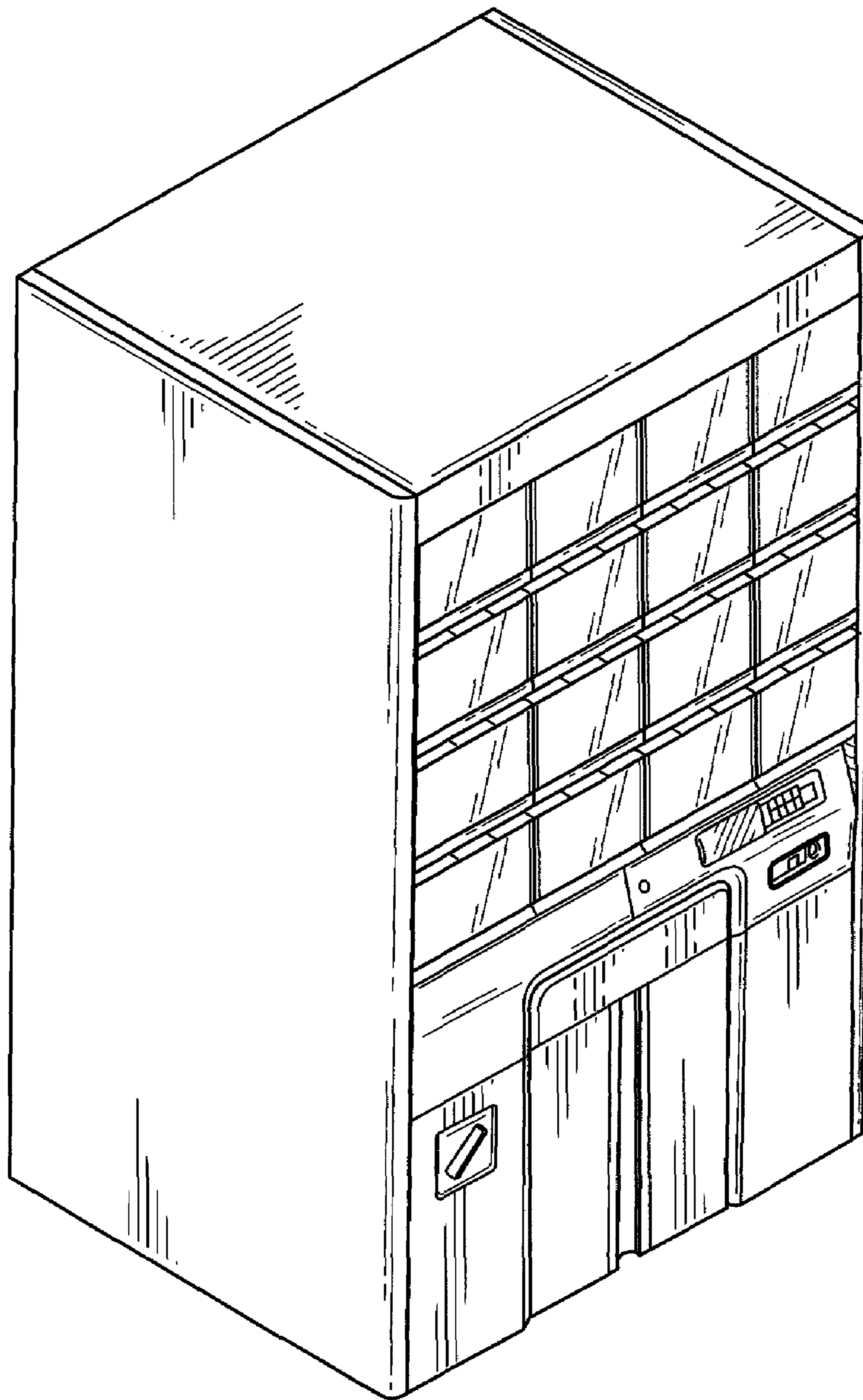


FIG. 7