

US00D567250S

(12) **United States Design Patent**  
**Kim et al.**

(10) **Patent No.:** **US D567,250 S**  
(45) **Date of Patent:** **\*\* Apr. 22, 2008**

(54) **TELEVISION RECEIVER HAVING INDICATED IMAGE DESIGN DISPLAYED THEREON**

2005/0268212 A1\* 12/2005 Dagel ..... 715/500

(75) Inventors: **Ji-Hoon Kim**, Seoul (KR); **Yi-Sak Park**, Seoul (KR); **Si-Hyoung Lee**, Seoul (KR)

(73) Assignee: **Samsung Electronics Co., Ltd.**, Kyunggi-do (KR)

(\*\*) Term: **14 Years**

(21) Appl. No.: **29/244,152**

(22) Filed: **Dec. 6, 2005**

(51) **LOC (8) Cl.** ..... **14-04**

(52) **U.S. Cl.** ..... **D14/486**

(58) **Field of Classification Search** ..... D14/485-95;  
345/592, 594, 628, 629; 715/505, 509, 517,  
715/526, 528, 700, 703, 714, 716, 717, 718,  
715/719, 720, 721, 722, 723, 726, 727, 728,  
715/730, 762, 763, 768, 771, 780, 781, 783,  
715/790, 792, 797, 808, 809, 810, 825, 828,  
715/829, 835, 837, 838, 840, 841, 842, 843,  
715/844, 845, 846, 864, 867, 902, 908, 961,  
715/963, 975; D19/20

See application file for complete search history.

(56) **References Cited**

**U.S. PATENT DOCUMENTS**

5,165,012	A *	11/1992	Crandall et al.	715/809
5,307,086	A *	4/1994	Griffin et al.	715/808
D350,153	S *	8/1994	Jabbar	D19/20
5,812,132	A *	9/1998	Goldstein	715/797
5,850,220	A *	12/1998	Motai	715/867
6,549,894	B1 *	4/2003	Simpson et al.	707/1
6,590,585	B1 *	7/2003	Suzuki et al.	715/719
6,725,427	B2 *	4/2004	Freeman et al.	715/526
2004/0113928	A1 *	6/2004	Kobayashi et al.	345/700
2004/0125150	A1 *	7/2004	Adcock et al.	345/810
2005/0039142	A1 *	2/2005	Jalon et al.	715/823
2005/0210411	A1 *	9/2005	Morita	715/825

**OTHER PUBLICATIONS**

U.S. Appl. No. 29/228,103, Applicant: Jee-Yeun Wang, et al. filed Apr. 20, 2005 entitled Portable Telephone Having Indicating Image Design Displayed Thereon.

(Continued)

*Primary Examiner*—Freda S. Nunn

*Assistant Examiner*—Angela J Lee

(74) *Attorney, Agent, or Firm*—Flynn, Thiel, Boutell & Tanis, P.C.

(57) **CLAIM**

The ornamental design for a television receiver having indicated image design displayed thereon, as shown and described.

**DESCRIPTION**

The file of this patent contains at least one drawing executed in color. Copies of this patent with color drawings will be provided by the Office upon request and payment of the necessary fee.

FIG. 1 is a top front perspective view of a television receiver having indicated image design displayed thereon showing our new design;

FIG. 2 is a front elevational view thereof;

FIG. 3 is a rear elevational view thereof;

FIG. 4 is a left side elevational view thereof;


FIG. 5 is a right side elevational view thereof;

FIG. 6 is a top plan view thereof; and,

FIG. 7 is a bottom plan view.

The broken line showing of a television receiver and speaker is included for the purpose of illustrating the image on a display and forms no part of the claimed design.

**1 Claim, 4 Drawing Sheets**  
**(2 of 4 Drawing Sheet(s) Filed in Color)**



## OTHER PUBLICATIONS

U.S. Appl. No. 29/228,104, Applicant: Bong-Hee Kim, et al. filed Apr. 20, 2005 entitled Portable Telephone Having Indicating Image Design Displayed Thereon.

U.S. Appl. No. 29/228,149, Applicant: Ae-Jung Seo, et al. filed Apr. 20, 2005 entitled Portable Telephone Having Indicating Image Design Displayed Thereon.

U.S. Appl. No. 29/228,150, Applicant: Sun-Young Kim, et al. filed Apr. 20, 2005 entitled Monitor Having Home Network Indicating Image Design Displayed Thereon.

U.S. Appl. No. 29/236,447, Applicant: So-Young Shin, et al. filed Aug. 16, 2005 entitled Computer Monitor Having Indicating Image Design Displayed Thereon.

U.S. Appl. No. 29/236,448, Applicant: Yi-Sak Park, et al. filed Aug. 16, 2005 entitled Telephone Having Indicating Image Design Displayed Thereon.

U.S. Appl. No. 29/236,446, Applicant: Yi-Sak Park, et al. filed Aug. 16, 2005 entitled Computer Monitor Having Indicating Image Design Displayed Thereon.

U.S. Appl. No. 29/236,449, Applicant: So-Young Shin, et al. filed Aug. 16, 2005 entitled Portable Telephone Having Indicating Image Design Thereon.

U.S. Appl. No. 29/243,947, Applicant: Ji-Hoon Kim, et al. filed Dec. 2, 2005 entitled Portable Telephone Having Indicated Image Design Displayed Thereon.

U.S. Appl. No. 29/243,945, Applicant: Ji-Hoon Kim, et al. filed Dec. 2, 2005 entitled Portable Telephone Having Indicated Image Design Displayed Thereon.

U.S. Appl. No. 29/244,137, Applicant: Ji-Hoon Kim, et al. filed Dec. 6, 2005 entitled Television Receiver Having Indicated Image Design Displayed Thereon.

U.S. Appl. No. 29/244,153, Applicant: Ji-Hoon Kim, et al. filed Dec. 6, 2005 entitled Television Receiver Having Indicated Image Design Displayed Thereon.

U.S. Appl. No. 29/243,948, Applicant: Dok-Shin Lim, et al. filed Dec. 2, 2005 entitled Portable Telephone Having Indicated Image Design Displayed Thereon.

U.S. Appl. No. 29/251,184, Applicant: Young-Jae Ryu, et al. filed Jan. 4, 2006 entitled Pop-Up Window for a User Interface for a Television Receiver.

U.S. Appl. No. 29/251,186, Applicant: Joo-Hoon Park, et al. filed Jan. 4, 2006 entitled User Interface for a Television Receiver.

U.S. Appl. No. 29/251,185, Applicant: Young-Jae Ryu, et al. filed Jan. 4, 2006 entitled Pop-Up Window for a User Interface for a Television Receiver.

U.S. Appl. No. 29/252,004, Applicant: Young-Jae Ryu, et al. filed Jan. 17, 2006 entitled User Interface for a Television Receiver.

U.S. Appl. No. 29/252,005, Applicant: Young-Jae Ryu, et al. filed Jan. 17, 2006 entitled User Interface for a Television Receiver.

U.S. Appl. No. 29/252,002, Applicant: Young-Jae Ryu, et al. filed Jan. 17, 2006 entitled Pop-Up Window for User Interface for a Television Receiver.

U.S. Appl. No. 29/252,008, Applicant: Young-Jae Ryu, et al. filed Jan. 17, 2006 entitled User Interface for a Television Receiver.

U.S. Appl. No. 29/252,007, Applicant: Young-Jae Ryu, et al. filed Jan. 17, 2006 entitled User Interface for a Television Receiver.

\* cited by examiner

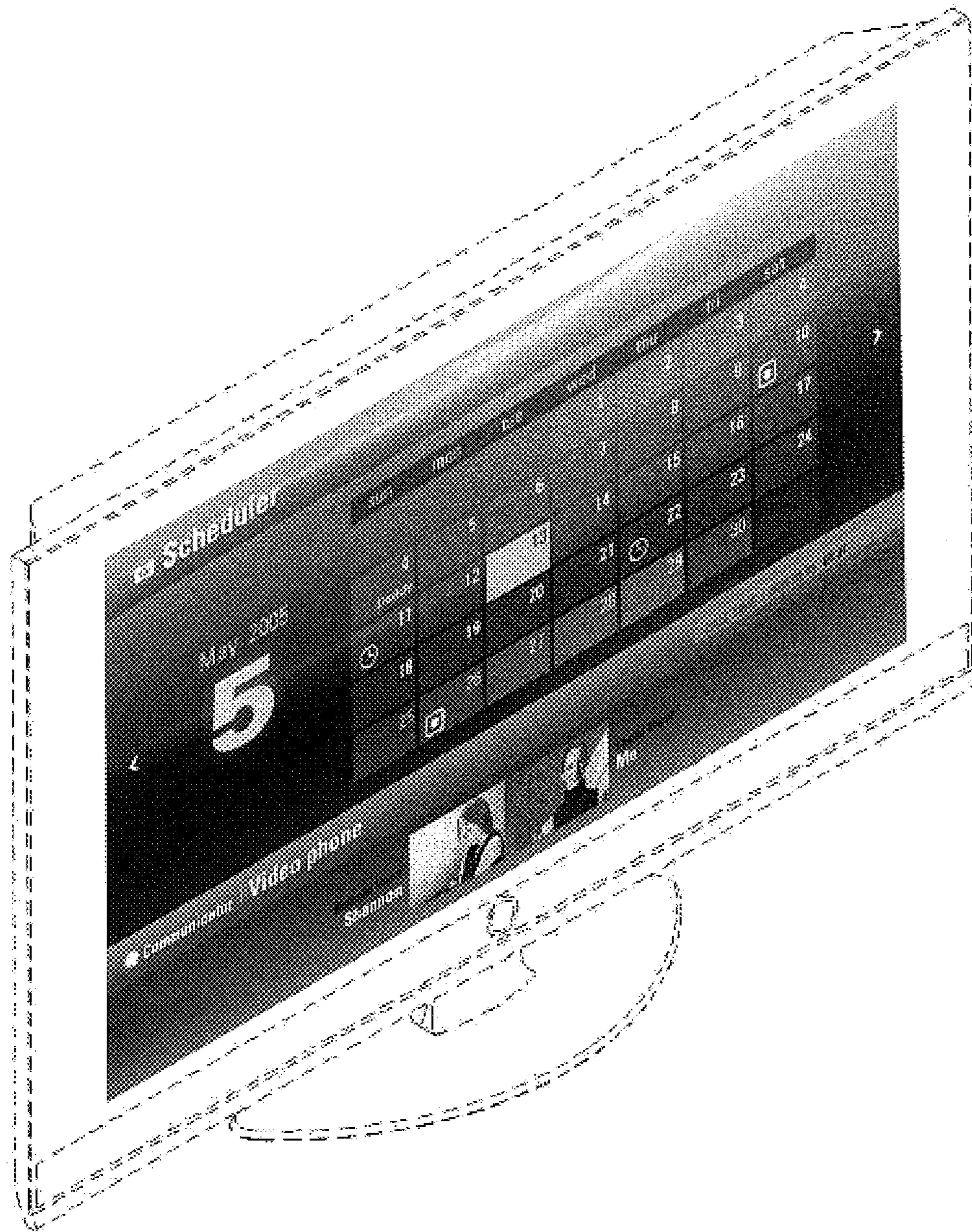


FIG.1

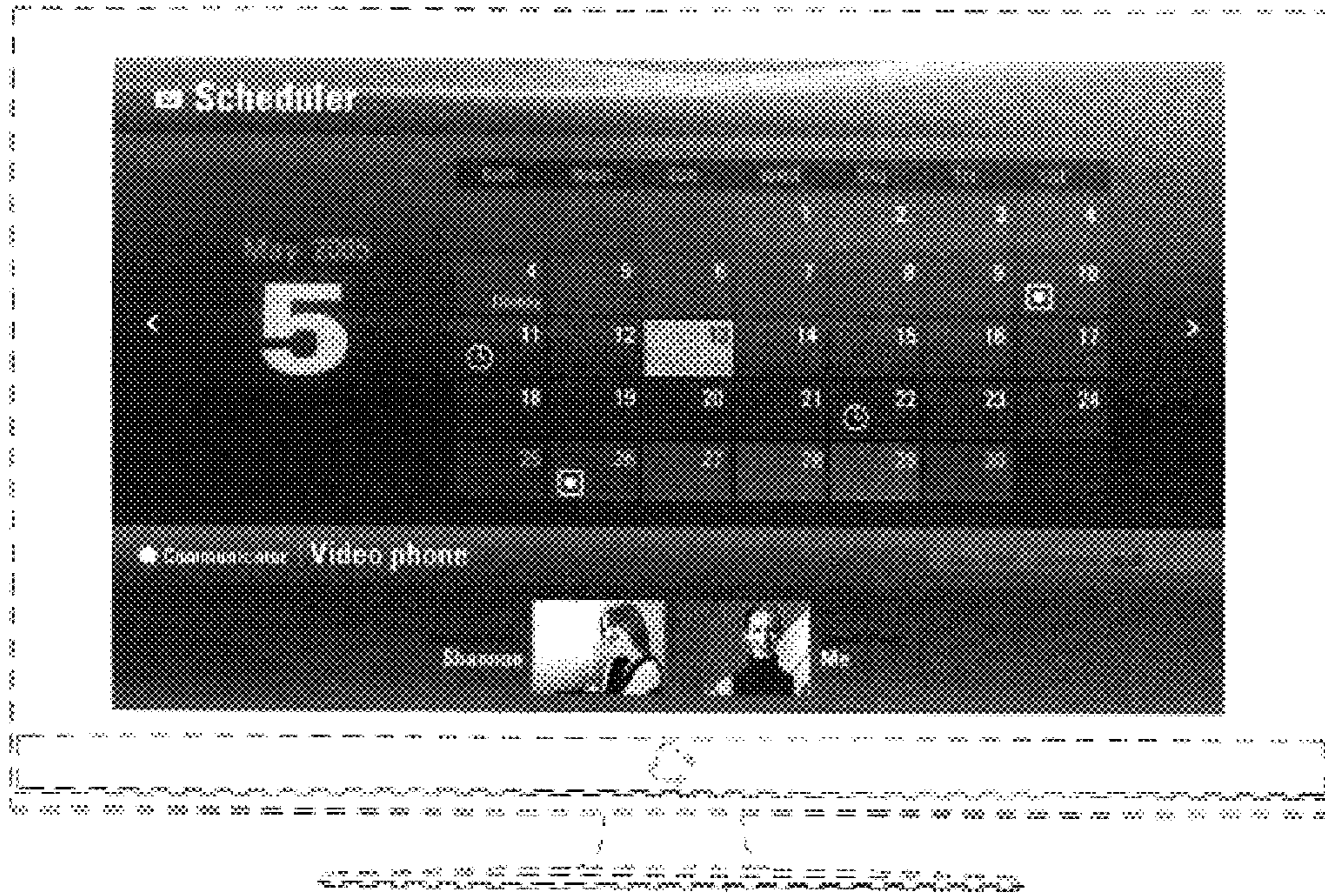


FIG. 2




FIG. 3

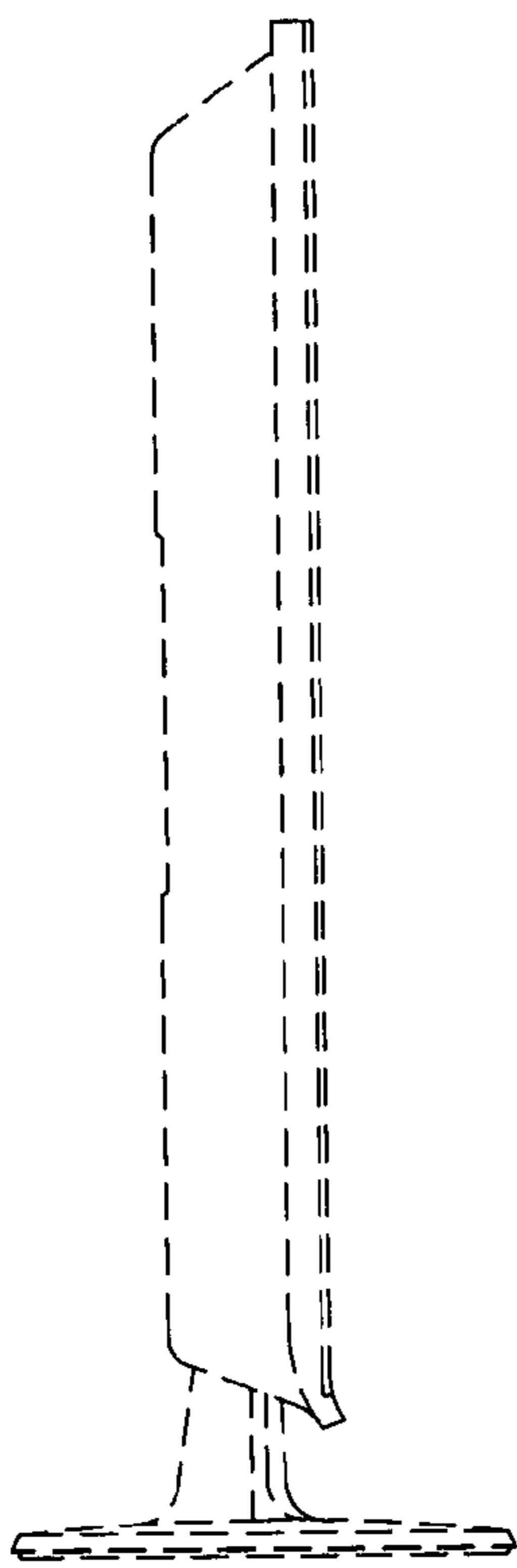


FIG. 4

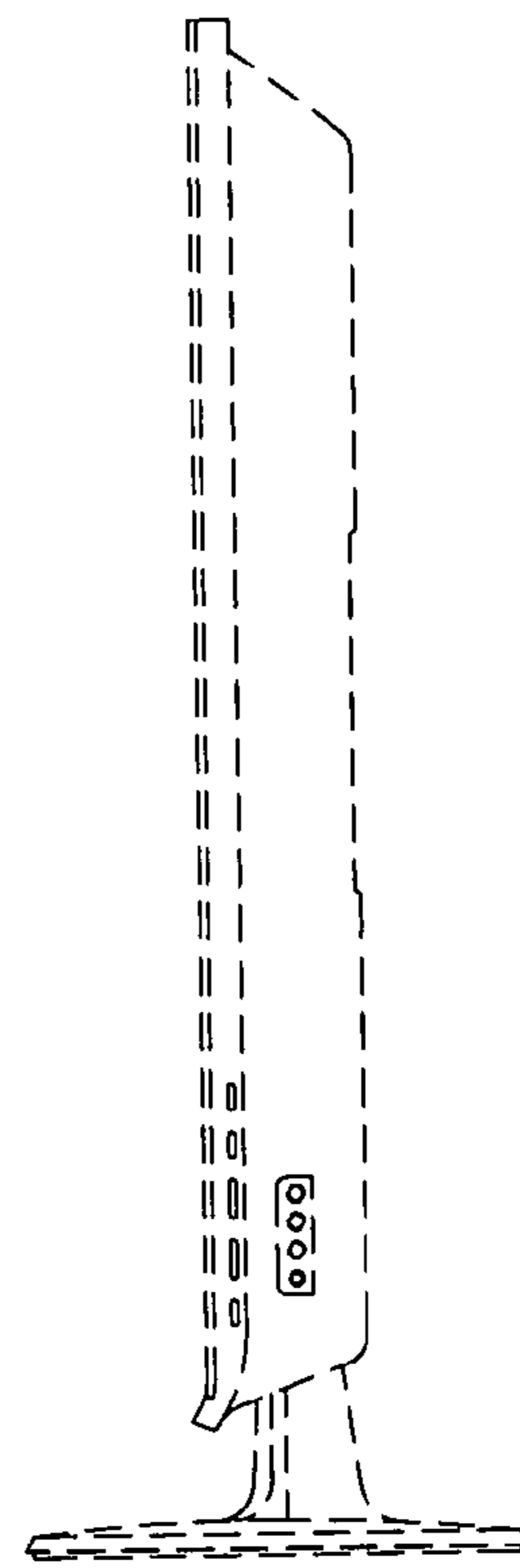


FIG. 5

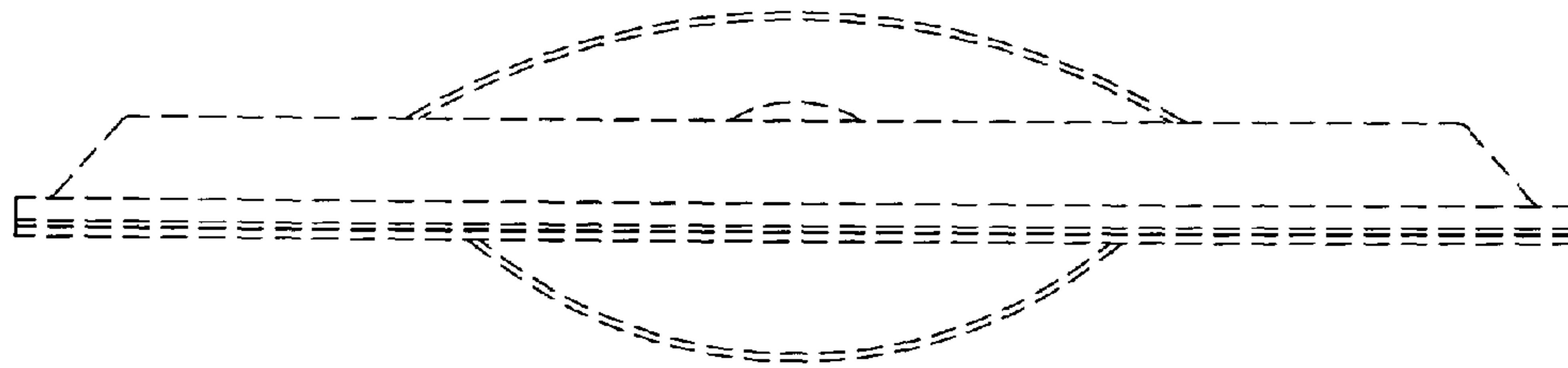


FIG. 6

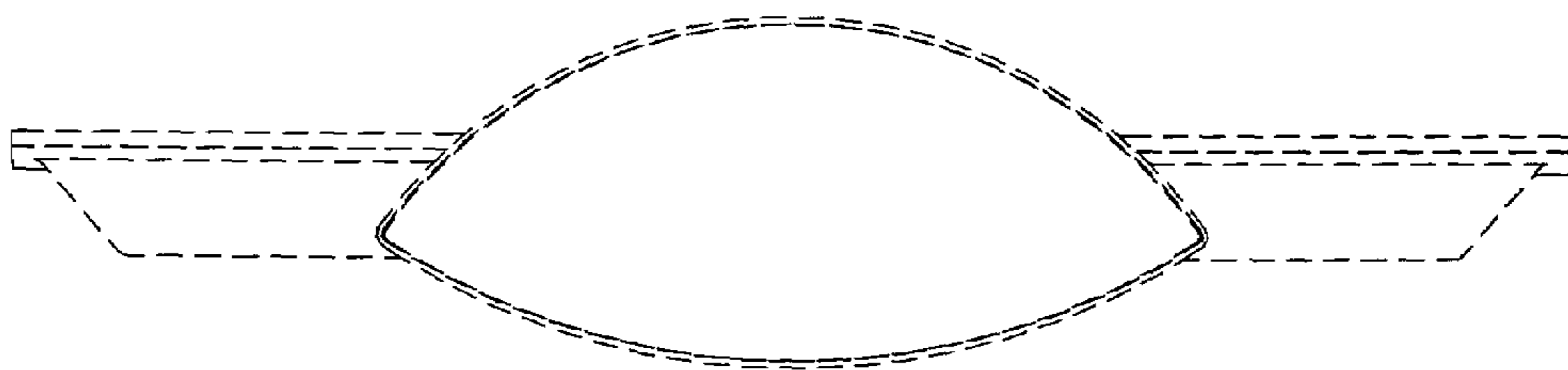


FIG. 7